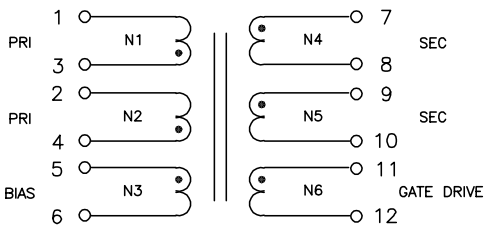


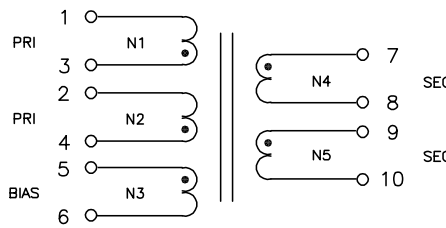
HALO Electronics is pleased to offer this series of power transformers designed for PoE+ isolated flyback DC/DC converter applications using the Akros Silicon AS1135. These transformers are UL/EN60950 recognized and are fully compliant to the proposed IEEE802.3at standard. Utilizing industry standard style footprint these transformers provide an operating temperature range of -40 to +85C. Transformers are LEAD-free and RoHS compliant. Contact your local HALO office for custom designs.



Circuit A

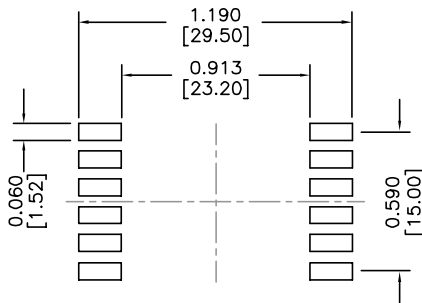


Circuit B



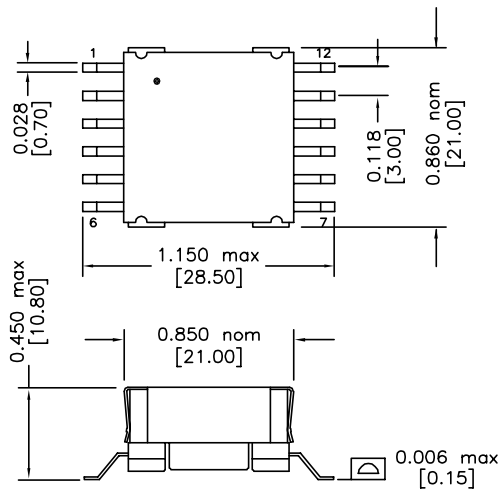
Primary windings (N1 and N2) and Secondary windings (N4 and N5) must be connected in parallel on the customer PCB.

Recommended Footprint



Dimensions: Inch [mm]
Tolerances: 0.006 Inch if not specified

Packaging Drawing



Electrical Specifications @ 25°C

Isolation Voltage (PRI – SEC): 1,500Vrms
Operating Temp: -40 to +85°C



Part Number	Turns Ratio	DCR (mΩ max)	PRI OCL	PRI LL	Output	Cir
	N1:N2:N3:N4:N5:N6	N1//N2,N3,N4//N5,N6	(μH ±10%)	(μHmax)	Voltage	
TGSP-P026EFD20LF	1:1:0.25:0.2:0.2:0.25	50,300,10,300	40	0.8	5V	A
TGSP-P027EFD20LF	1:1:0.25:0.125:0.125:0.25	60,350,8,350	57	1.2	3.3V	A
TGSP-P028EFD20LF	1:1:0.167:0.333:0.333	150,300,50	112	1.5	12V	B