

The TGMR-4xxV8LF, reinforced insulation, 8 pin transformer series provides the isolation and voltage outputs required for low cost DC/DC converter circuits. Designed specifically for use with the Maxim™ MAX253 and MAX845 monolithic oscillator/power drivers with 3.3V or 5V power source. UL60950 and EN60950 recognized. As well, this series is ROHS compliant and "lead free". Smaller packages are available for lower isolation voltage applications. For more information, pertaining to the MAX253 or MAX845 please contact Maxim at (408) 737-7600.



### V8 SMD Package



DIMENSIONS: Inch [mm]  
CO-PLANARITY: 0.004 [0.10]

### Circuit Diagram



### Electrical Specifications @ 25°C

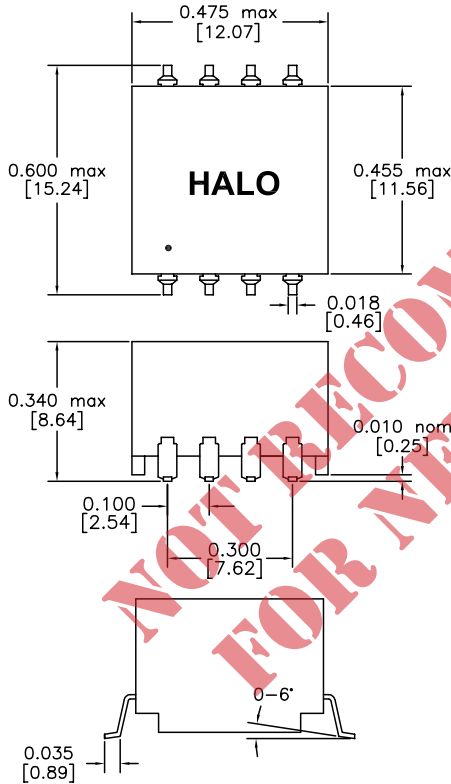
PRI Pins: 1-4 (tie pins 2-3)  
Insulation: Reinforced, 300V working voltage  
Operating Temp: -40 to +85°C

Part Number	Turns Ratio +/-3%	OCL Typ.	PRI DCR	ET Constant	Isolation
SMD	PRI : SEC	μH	Ω Max	V-μs Min.	Vrms
TGMR-410V8LF	1CT:0.50CT	500	0.9	18	4,500
TGMR-420V8LF	1CT:0.375CT	500	0.9	18	4,500
TGMR-430V8LF	1CT:0.75CT	500	0.9	18	4,500
TGMR-440V8LF	1CT:1.33CT	640	0.9	20	4,500
TGMR-450V8LF	1CT:1CT	800	0.9	22	4,500

The TGM-NF, reinforced insulation, 8 pin transformers provide the isolation and voltage outputs required for low cost DC/DC converter circuits. UL1950, IEC950 and EN60950 recognized. Designed specifically for use with the Maxim™ MAX253 and MAX845 monolithic oscillator/power drivers with 3.3V or 5V power source. Smaller packages are available for lower isolation voltage applications. For more information, pertaining to the MAX845 please contact Maxim at (408) 737-7600. Maxim is a registered trademark of Maxim Integrated Products.

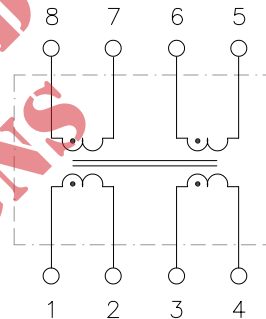


**NF Package**



DIMENSIONS: Inch [mm]  
CO-PLANARITY: 0.004 [0.10]

**Circuit Diagram**



Electrical Specifications @ 25°C  
 Operating Temp: -40 to +85°C  
 Pri DCR: 0.8Ω  
 Pri OCL (1-4, tie 2-3): 500μH typ

Patented Construction  
 US Pat Nbrs: 5,656,985 6,297,721 B1  
 6,297,720 B1 6,320,489 B1  
 6,344,785 B1 6,662,431 B1

Part Number	Turns Ratio (±3%) PRI:SEC	ET Constant Vμs Min	Isolation Vrms
TGM-410NF	2CT:1CT	18	4,500
TGM-420NF	8CT:3CT	18	4,500
TGM-430NF	4CT:3CT	18	4,500
TGM-440NF	3CT:4CT	18	4,500
TGM-450NF	1CT:1CT	18	4,500

The TGM-NF, reinforced insulation, 8 pin transformers provide the isolation and voltage outputs required for low cost DC/DC converter circuits. UL1950, IEC950 and EN60950 recognized. Designed specifically for use with the Maxim™ MAX253 and MAX845 monolithic oscillator/power drivers with 3.3V or 5V power source. Smaller packages are available for lower isolation voltage applications. For more information, pertaining to the MAX845 please contact Maxim at (408) 737-7600. Maxim is a registered trademark of Maxim Integrated Products.



**NF Package**



DIMENSIONS: Inch [mm]  
CO-PLANARITY: 0.004 [0.10]

**Circuit Diagram**



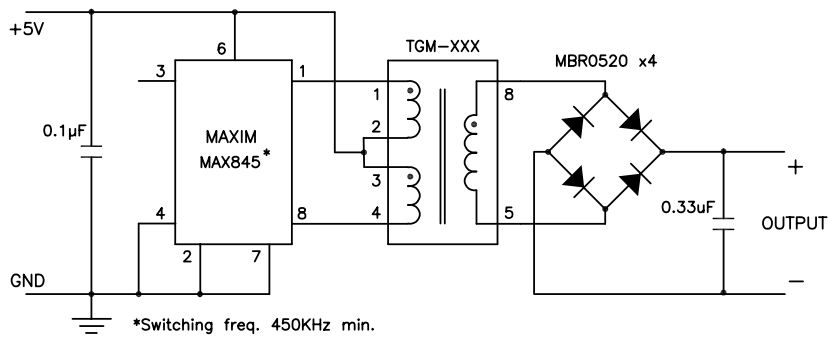
Electrical Specifications @ 25°C  
 Operating Temp: -40 to +85°C  
 Pri DCR: 0.8Ω  
 Pri OCL (1-4, tie 2-3): 500μH typ

Patented Construction  
 US Pat Nbrs: 5,656,985 6,297,721 B1  
 6,297,720 B1 6,320,489 B1  
 6,344,785 B1 6,662,431 B1

Part Number	Turns Ratio (±3%) PRI:SEC	ET Constant Vμs Min	Isolation Vrms
TGM-410NFRL	2CT:1CT	11	4,500
TGM-420NFRL	8CT:3CT	11	4,500
TGM-430NFRL	4CT:3CT	11	4,500
TGM-440NFRL	3CT:4CT	11	4,500
TGM-450NFRL	1CT:1CT	11	4,500

The TGM-NF, reinforced insulation, 8 pin transformers provide the isolation and voltage outputs required for low cost DC/DC converter circuits. UL1950, IEC950 and EN60950 recognized. Designed specifically for use with the Maxim™ MAX253 and MAX845 monolithic oscillator/power drivers with 3.3V or 5V power source. Smaller packages are available for lower isolation voltage applications. For more information, pertaining to the MAX845 please contact Maxim at (408) 737-7600. Maxim is a registered trademark of Maxim Integrated Products.

### Bridge Rectifier Circuit



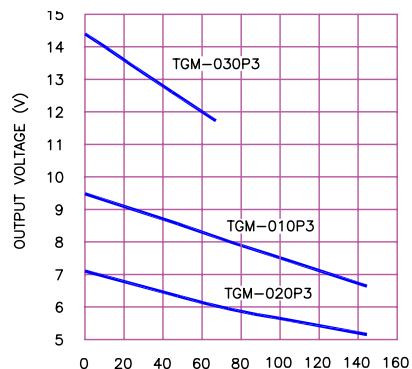
### Output Voltages



### Doubler Circuit



### Output Voltages



### Full Wave Rectifier Circuit



### Output Voltages

