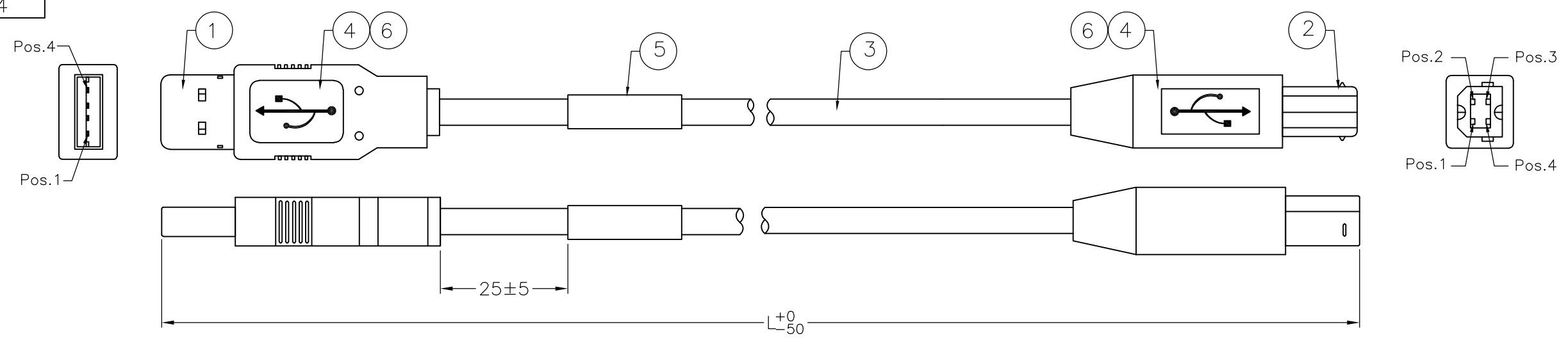


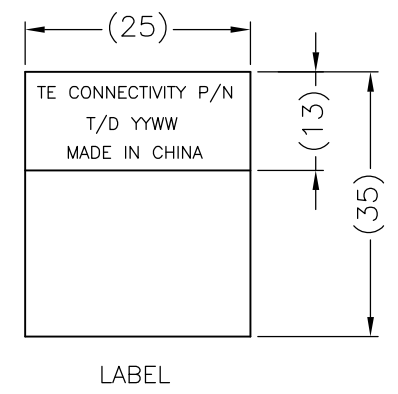
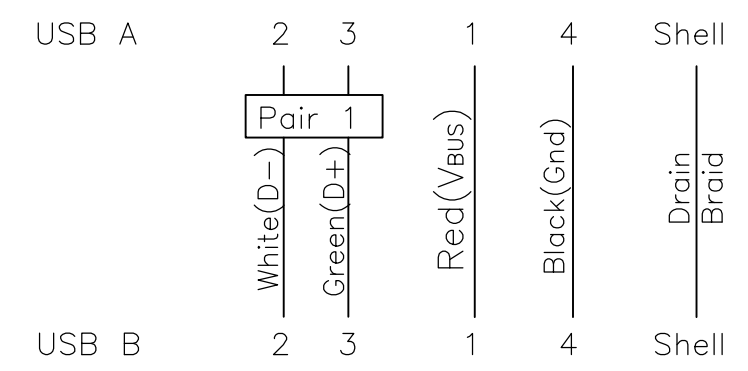
THIS DRAWING IS UNPUBLISHED. RELEASED FOR PUBLICATION
 © COPYRIGHT - By - ALL RIGHTS RESERVED.

LOC GP	DIST 00	REVISIONS		
P	LTR	DESCRIPTION	DATE	DWN
	C1	REVISED PER ECO-11-005033	23MAR11	RK
				APVD HMR

Tooling Drawing NO.
 USB A: TR00662
 USB B: TR00664



PIN ASSIGNMENT :



PART NO.	1487588-1	1487588-2	1487588-3
LENGTH(L)	2000	1500	1829

AR	AR	AR	MR	COPPER FOIL, W: 5MM	6
1	1	1	PC	Label, 25x35mm, White 25x13mm	5
AR	AR	AR	KG	Overmold PVC, 40P, Color: White(WH01)	4
AR	AR	AR	MR	USB 2.0 Cable 28AWG*1P+24AWG*2C+Al/Mylar +Drain+Braid, Color: White(WH01).	3
1	1	1	EA	USB 4Pin Connector Contacts: Gold 30U Plated, Shell: Nickel Plated, Housing UL94V-0 B Type.	2
1	1	1	EA	USB 4Pin Connector Contacts: Gold 30U Plated, Shell: Nickel Plated, Housing UL94V-0 A Type.	1
-3	-2	-1	U/M	DESCRIPTION	ITEM

- NOTES:
- TESTED FOR CONTINUITY, SHORTS AND OPENS, HI-POT 630V FOR 10MS.
 - CABLE ASSEMBLY MEETS USB 2.0 STANDARDS.
 - EXPOSED CABLE BRAID IS NOT PERMISSIBLE BEYOND OVERMOLD.
 - THE FINAL CABLE ASSEMBLY MAXIMUM LENGTH NOT TO EXCEED 2700MM PER USB SPECIFICATIONS.
 - MEETS REQUIREMENTS OF EU DIRECTIVE 2002/95/EC

THIS DRAWING IS A CONTROLLED DOCUMENT.		DWN BOVEY LIU 10JUN03	TE Connectivity CABLE ASSEMBLY, USB A TYPE TO USB B TYPE	
DIMENSIONS: mm		CHK J.HUNT 10JUN03		
TOLERANCES UNLESS OTHERWISE SPECIFIED:		APVD J.HUNT 10JUN03	NAME	
0 PLC ± -		PRODUCT SPEC	-	
1 PLC ± -		APPLICATION SPEC	-	
2 PLC ± -		WEIGHT	-	
3 PLC ± -		SIZE	CAGE CODE	DRAWING NO
4 PLC ± -			A3	00779
ANGLES ± -				C-1487588
FINISH		RESTRICTED TO		
-		-		
MATERIAL		CUSTOMER DRAWING		
-		SCALE		SHEET
-		N.T.S		1 OF 1
-		REV		C1