

# Amphenol



## UPC Series

[www.amphenol-industrial.com](http://www.amphenol-industrial.com)



# ABOUT US

## Amphenol Industrial Operations

Amphenol Industrial Operation (AIO), a division of the Amphenol Corporation, is a prominent manufacturer of cylindrical connectors known around the world. Amphenol Industrial's product lines consist of rectangular, standard miniature, fiber optic, EMI/EMP filter, and a variety of special application connectors.

Manufacturing connectors since 1932, we take pride that Amphenol Industrial Operations is the undisputed leader in interconnect systems for harsh environment applications. Innovations like our RADSOK® contact technology can provide roughly 50% more current through the same size pin. Connectors utilizing the RADSOK® technology will outperform similar products in the market hands down.

The Sidney, NY facility, nestled at the foothills of the Catskill Mountains, is over 307,000 square feet. This complex houses over 10000+ employees incorporating state-of-the-art manufacturing technologies. The facility is both ISO9001 certified and qualified to MIL-STD-790 requirements.



Sidney Factory

## Amphenol is one of the largest manufacturers of interconnect products in the world

The company designs, manufactures and markets electrical, electronic and fiber optic connectors, coaxial and flat-ribbon cable, and interconnect systems. Amphenol has long been the accepted leader in providing quality connectors and interconnect systems to the Industrial, Military and Telecommunication markets.



Zhuhai Factory 1

With industry leading engineering, design, and manufacturing expertise, Amphenol Technology (Zhuhai) Co., Ltd. has earned more than 30 utility patents on its innovative interconnects. Many of the products produced have been certified by independent standards including UL, IEC/TUV, ATEX, IECEx and MA. The facility is also certified to ISO 9001, ISO 14001 and IATF 16949.

### Amphenol Technology (Zhuhai) Co., Ltd.

Established in 2007, Amphenol Technology (Zhuhai) Co., Ltd. is a manufacturing facility for Amphenol Industrial Operations, which serves a number of industrial markets, included but not limited to Factory Automation, Transportation, Heavy Equipment, Alternative Energy, Energy Storage, Server/Data Comm and Power Distribution.

Amphenol Technology (Zhuhai) Co., Ltd. covers an area of 28,470m<sup>2</sup> and is equipped with CNC, plating, injection molding and assembly workshops. This plant specializes in the design and manufacturing of industrial connectors featuring high power, high density, medium to high voltage electrical properties, and harsh environment applications.



Zhuhai Factory 2

# UPC Connector

UPC (Ultimate Power Connector) is a plastic power connector series designed to be used in the hybrid electric vehicle and heavy equipment markets. The 2-pole and 3-pole connectors incorporate patented RADSOK® technology which provides higher amperage, lower T-rise and voltage drop, and less resistance. RADSOK's twisted grid configuration allows for up to 50% more current to pass through the same size pin, while providing increased reliability and cycle durability, as well as lower mating forces.

The compact plastic shell structure is light weight with a small footprint. There is a 9.1mm and 14.0mm version which can carry currents up to 200A to 450A, field installable and repairable. These attributes make the UPC robust and the interconnect of choice for the EV and Hybrid markets.




## Markets and Applications

- Hybrid/ Electric Vehicle
- Heavy Equipment
- Battery Pack
- PDU
- MCU



# UPC 9.1mm

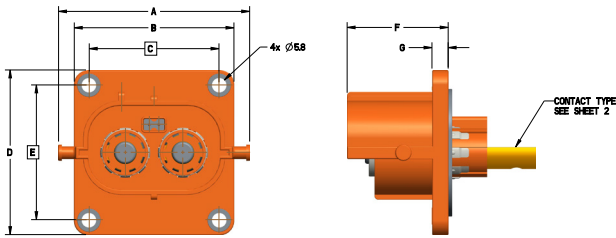


- Plastic shell, light weight
- Compact design for space considerations with EVs
- Wide amperage range up to 200A (25/35/50mm<sup>2</sup>)
- Low mating/un-mating force
- Durability: 100min. cycles
- Touch-proof: IP 2XB (IEC 60529)
- Flammability: UL 94V-0
- HVIL (High Voltage Interlock Loop)
- EMI Shielding
- IP67 & IP69k when mated
- RoHS Compliant

## Technical Data

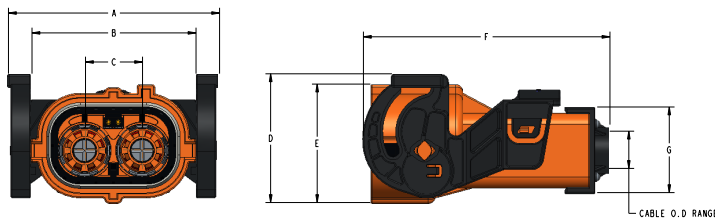
<b>Current Rating</b>	200A (50mm <sup>2</sup> ) 150A (35mm <sup>2</sup> ) 120A (25mm <sup>2</sup> )	<b>Test Voltage (sea level)</b>	3000 VAC RMS	<b>Ingress Protection</b>	IP67 & IP69k (Mated)	<b>Touch-Proof</b>	YES
<b>Contact Size</b>	9.1mm	<b>Operating Temperature</b>	-40 °C to 125 °C	<b>EMI</b>	360°	<b>HVIL</b>	Integrated
<b>Operating Voltage</b>	1000V DC / 750V AC	<b>Durability</b>	100 (Min) Mating Cycles	<b>Flammability</b>	UL94 V-0	<b>Recommended Torque</b>	1. Receptacle assembly to panel M5:6±10% 2. Busbar M5:6±10% M6:8±10%

## 2-Pole Receptacle



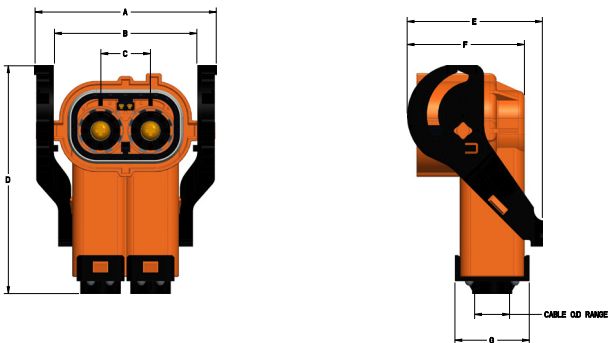
Size	2-Pole Receptacle Dimensions						
	A	B	C	D	E	F	G
9.1mm	76.6	64	52	66	54	40.5	6.5

## 2-Pole Plug



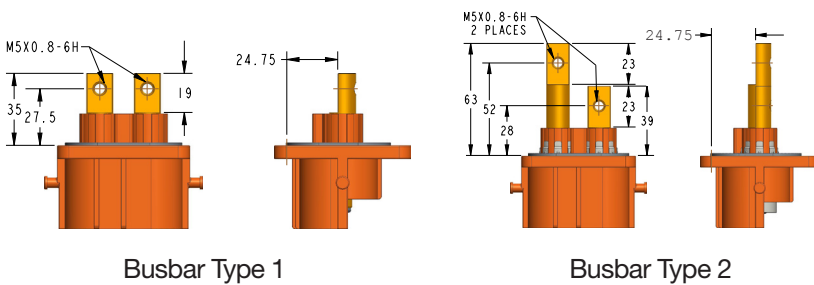
Size	2-Pole Plug Dimensions							Cable O.D. Range
	A	B	C	D	E	F	G	
9.1mm	85.1	66	23	51.9	47.8	99.4	34.5	50mm <sup>2</sup> : Ø15~17.5 35mm <sup>2</sup> : Ø14~15 25mm <sup>2</sup> : Ø13.2~13.8

## 90° Angular 2-Pole Plug

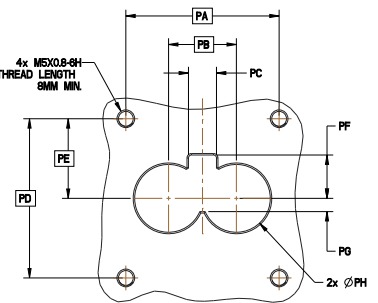


Size	90° Angular 2-Pole Plug Dimensions							Cable O.D. Range
	A	B	C	D	E	F	G	
9.1mm	84	66	23	106	63	54	34.5	50mm <sup>2</sup> : Ø15~ 17.5 35mm <sup>2</sup> : Ø14~ 15 25mm <sup>2</sup> : Ø13.2~ 13.8

## 2-Pole Receptacle Termination

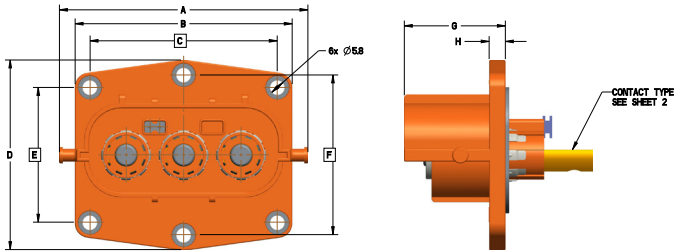


Size	9.1mm
PA	52
PB	23
PC	9.5
PD	54
PE	27
PF	14.7
PG	4.5
PH	23



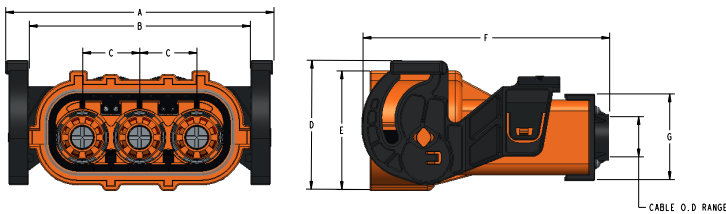
Notice: Specifications are subject to change without notice. Contact your nearest Amphenol Corporation Sales Office for the latest specifications. All statements, information and data given herein are believed to be accurate and reliable but are presented without guarantee, warranty, or responsibility of any kind, expressed or implied. Statements of suggestions concerning possible use of our products are made without representation or warranty that any such use is free of patent infringement and are not recommendations to infringe any patent. The user should assume that all safety measures are indicated or that other measures may not be required. Specifications are typical and may not apply to all connectors.

### 3-Pole Receptacle



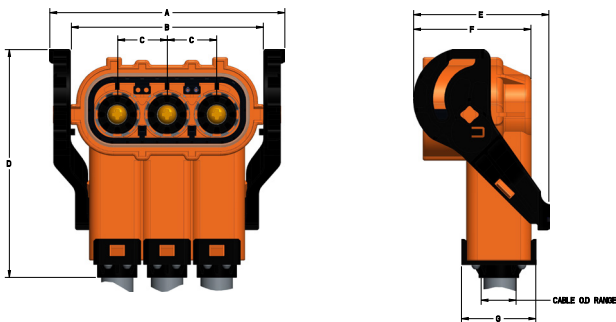
Size	3-Pole Receptacle Dimensions							
	A	B	C	D	E	F	G	H
9.1mm	99.6	87	75	76	54	64	40.5	6.5

### 3-Pole Plug



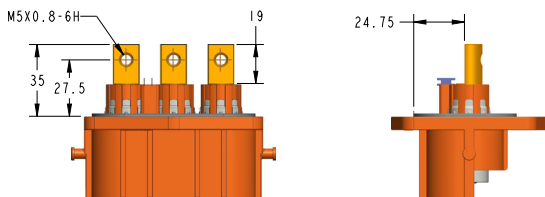
Size	3-Pole Plug Dimensions							
	A	B	C	D	E	F	G	Cable O.D. Range
9.1mm	108.1	89	23	51.9	47.8	99.4	34.5	50mm <sup>2</sup> : Ø15~17.5 35mm <sup>2</sup> : Ø14~15 25mm <sup>2</sup> : Ø13.2~13.8

### 90° Angular 3-Pole Plug



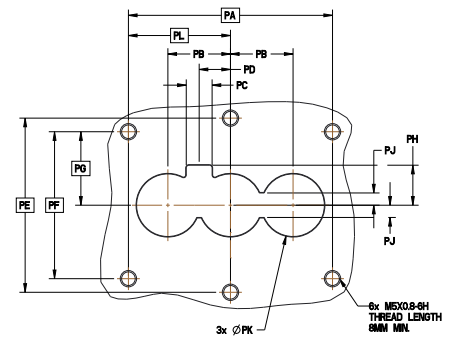
Size	90° Angular 3-Pole Plug Dimensions							
	A	B	C	D	E	F	G	Cable O.D. Range
9.1mm	107	89	23	106	63	54	34.5	50mm <sup>2</sup> : Ø15~17.5 35mm <sup>2</sup> : Ø14~15 25mm <sup>2</sup> : Ø13.2~13.8

### 3-Pole Receptacle Termination



Busbar Type 1

Size	9.1mm
PA	75
PB	23
PC	9.5
PD	11.5
PE	64
PF	54
PG	27
PH	14.7
PJ	4.5
PL	37.5
PK	23



Notice: Specifications are subject to change without notice. Contact your nearest Amphenol Corporation Sales Office for the latest specifications. All statements, information and data given herein are believed to be accurate and reliable but are presented without guarantee, warranty, or responsibility of any kind, expressed or implied. Statements of suggestions concerning possible use of our products are made without representation or warranty that any such use is free of patent infringement and are not recommendations to infringe any patent. The user should assume that all safety measures are indicated or that other measures may not be required. Specifications are typical and may not apply to all connectors.

# UPC 14mm



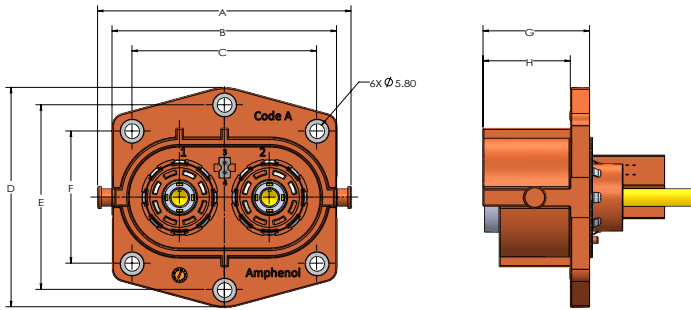
- High current, 450A Max rated current
- EMI Shielding
- HVIL (High Voltage Interlock Loop)
- Secondary Lock design
- R4 RADSOK® Technology
- IP67 (when mated)
- Quick lock and push to release design
- Keyway design to prevent incorrect mating
- Compact Robust Design
- UL94 V-0 (self extinguishing)
- Wide operating temperature range (-40°C to 125°C)

## Technical Data

<b>Current Rating</b>	450A (150 mm <sup>2</sup> ) 400A (120 mm <sup>2</sup> ) 350A (95mm <sup>2</sup> )	<b>Test Voltage (sea level)</b>	3000 VAC RMS	<b>Ingress Protection</b>	IP67 (Mated)	<b>Touch-Proof</b>	YES
<b>Contact Size</b>	14.0mm RADSOK®	<b>Operating Temperature</b>	-40°C to 125°C	<b>EMI</b>	360°	<b>HVIL</b>	Integrated
<b>Operating Voltage</b>	1000V DC / 750V AC	<b>Durability</b>	100 (Min) Mating Cycles	<b>Flammability</b>	UL 94 V-0	<b>Recommended Torque</b>	1. Receptacle assembly to panel M5: 6±10% 2. Busbar M5:6±10% M6:8±10% M8:15±10%

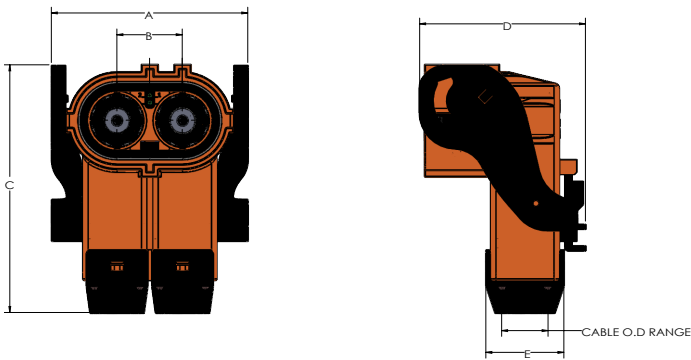


## 2-Pole Receptacle



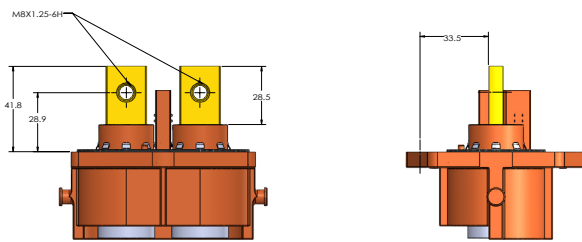
Size	2-Pole Receptacle Dimensions							
	A	B	C	D	E	F	G	H
14.0mm	101.6	90	74	87.9	74	53	42.7	35

## 90° Angular 2-Pole Plug



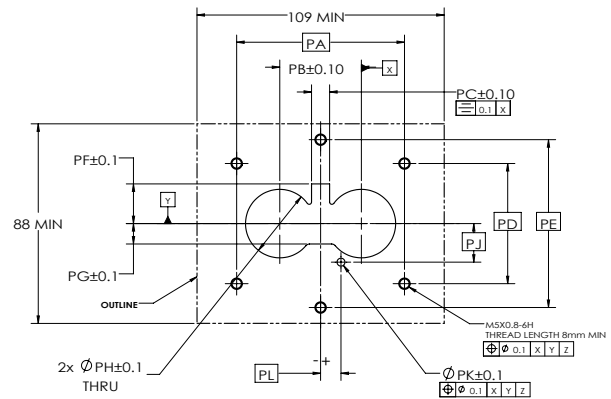
Size	90° Angular 2-Pole Plug Dimensions							
	A	B	C	D	E	F	G	Cable O.D. Range
14.0mm	85.1	66	23	51.9	47.8	99.4	34.5	95mm <sup>2</sup> : Ø22.0~23.2 12.0mm <sup>2</sup> : Ø23.9~25.3 15mm <sup>2</sup> : Ø26.3~27.9

## 2-Pole Receptacle Termination



Busbar Type 1

## Cut-Out Panel Dimensions



Size	Cut out Panel Dimensions										
	PL	PB	PC	PD	PE	PF	PG	PH	PJ	PK	PL
14.0mm	74	36	8	53	74	17.5	9	30.2	17	3.5	Code A: 9 Code B: 3 Code C: -3 Code D: -9

Notice: Specifications are subject to change without notice. Contact your nearest Amphenol Corporation Sales Office for the latest specifications. All statements, information and data given herein are believed to be accurate and reliable but are presented without guarantee, warranty, or responsibility of any kind, expressed or implied. Statements of suggestions concerning possible use of our products are made without representation or warranty that any such use is free of patent infringement and are not recommendations to infringe any patent. The user should assume that all safety measures are indicated or that other measures may not be required. Specifications are typical and may not apply to all connectors.

# How to Order

## Plug

1.	2.		3.		4.		5.		6.		7.		8.	
UPC	P		02		2		A		L		S		1	
Product Series	Connector Type		RADSOK® Contact Size		Number of Poles		Coding Selection		HVIL Selection		EMI Selection		Contact Type	
UPC	P	90° Plug	01	9.1mm	2	2-Pole	A	Code A	L	HVIL	S	W/ Shielding Shell	1	35mm² (9.1mm Only)
	IP	Straight Plug	02	14.0mm	3	3-Pole	B	Code B	N	No HVIL	N	W/O Shielding Shell (Option only available on Plug side)	2	50mm² (9.1mm Only)
							C	Code C					5	25mm² (9.1mm Only)
							D	Code D					3	95mm² (14.0mm Only)
													4	120mm² (14.0mm Only)
													6	150mm² (14.0mm Only)

- Note: 1. At this time the UPC 14.0mm is only available in 90° Plug, 2-Pole  
 2. Receptacle must have EMI shielding option in order to be touch-proof

## Receptacle

1.	2.		3.		4.		5.		6.		7.		8.	
UPC	R		01		3		B		N		S		2	
Product Series	Connector Type		RADSOK® Contact Size		Number of Poles		Coding Selection		HVIL Selection		EMI Selection		Contact Type	
UPC	R	Box Mount Receptacle	01	9.1mm	2	2-Pole	A	Code A	L	HVIL	S	W/ Shielding Shell	1	Busbar Type 1
			02	14.0mm	3	3-Pole	B	Code B	N	No HVIL			2	Busbar Type 2
							C	Code C						
							D	Code D						

# North America

## **Amphenol Industrial Operations**

191 Delaware Avenue  
Sidney, NY 13838-1395  
USA

Tel: +1-888-364-9011

Fax: +1-520-397-7169

[www.amphenol-industrial.com](http://www.amphenol-industrial.com)

Email: [tech@amphenol-aio.com](mailto:tech@amphenol-aio.com)

# Asia

## **Amphenol Technology(Zhuhai) Co., Ltd.**

No.63, Xinghan Road, Sanzao Town,  
Jinwan, Zhuhai, 519040

China

Tel: +86-756-398 9725

Fax: +86-756-398 9768

[www.amphenol-industrial.com](http://www.amphenol-industrial.com)

Email: [tech@amphenol-aio.com](mailto:tech@amphenol-aio.com)

## IB-8-2

Notice: Specifications are subject to change without notice. Contact your nearest Amphenol Corporation Sales Office for the latest specifications. All statements, information and data given herein are believed to be accurate and reliable but are presented without guarantee, warranty, or responsibility of any kind expressed or implied. Statements or suggestions concerning possible use of our products are made without representation or warranty that any such use is free of patent infringement and are not recommendations to infringe any patent. The user should not assume that all safety measures are indicated or that other measures may not be required. Specifications are typical and may not apply to all connectors.