## SECONDARY CLIPS

| Secondary Clip Part Number | Transistor Case Style | Heat Sink Material Thickness mm (inches) |
|---|---|---|
| CLP-101 | TO-220, TO-218, Multiwatt | 1.27-2.03 (.050-.080) |
| CLP-201 | TO-220 | 1.27-2.03 (.050-.080) |
| CLP-202 | TO-220 | 2.29-3.18 (.090-.125) |
| CLP-203 | TO-220 | 1.27-2.03 (.050-.080) |
| CLP-204 | TO-220, TO-218 | |
| CLP-206 | TO-220, TO-218, Multiwatt | 1.27-3.18 (.050-.125) |
| CLP-207 | TO-220 | 1,27-2.03 (.050-.080) |
| CLP-211 | TO-220, TO-218, Multiwatt | |
| CLP-212 | TO-220, TO-218, Multiwatt | |
| CLP-214 | TO-220, TO-218, Multiwatt | |
| CLP-215 | TO-220, TO-218, Multiwatt | |
| 4426 ✱, ◆ | TO-220 | |
| 4525 ✱, ◆◆ | TO-220 | |
| 4473 ✱, ◆ | TO-218/TO-247 | |
| 4597 ✱, ◆◆ | Multiwatt, TO-218/TO-247 | |

## CLIPS FOR EXTRUSIONS

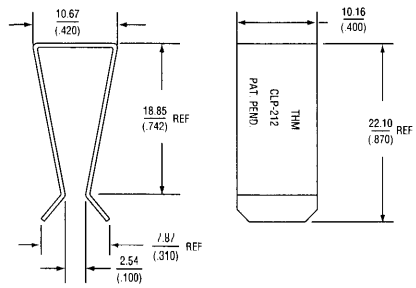


▲ **CLP-212**

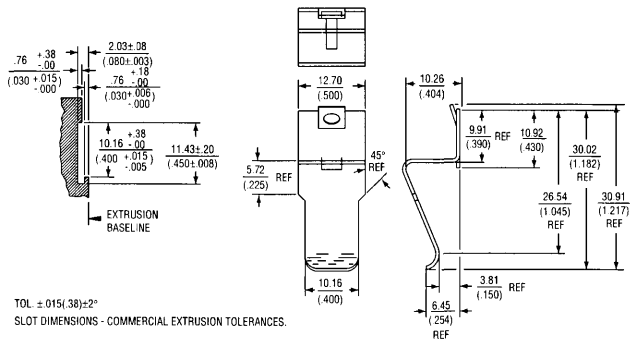


▲ **CLP-214**

**CLP-214, CLP-215:** *Patents Pending*

✱ These clips fit the KL, KM, KP, KR, KV, KT, and YC extrusions.

◆ For easy and quick fitting. The stabilizing legs retain clip to heat sink to allow assembly prior to device fitment. Device can be removed and replaced without clip removal.

◆◆ Similar to the 4426 and 4473 clips but without the stabilizing legs, devices can therefore be placed closer together where space is at a premium. The 4597 clip is also suitable for the wider Multiwatt packages.

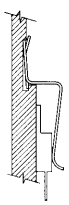

**FITTING** Assemble clip to the retaining rail by thumb pressure applied to the top/front of the clip – this will snap it firmly in place. Clips can be removed and re-used by gripping the clip immediately adjacent to the rail using long nosed pliers or similar, and twisting in an upward direction.

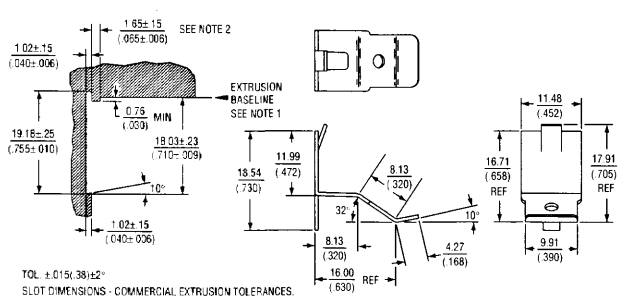


▲ **CLP-215**



▲ **KM75-1 + 4426 Clip**

**Notes:**

(1) The baseline location relative to the clip attachment dimensions should be adjusted to allow for insulator thickness if an insulator is used.

(2) Dimension may be increased as needed to position transistor as desired under clip contact point.

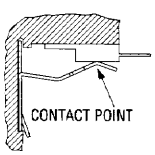

▲ **4426**

▲ **4525**



▲ **4473**

▲ **4597**

- Dispenses insulators and Conducta-Cote™ pre-coated with thermal grease, eliminating the mess and contamination of hand coating.
- The dispenser keeps pace with your production—the next insulator is available as soon as one is removed.

**INSUL-COTE™ AUTOMATED DISPENSER**