Alle Rechte vorbehalten/ *All rights reserved*

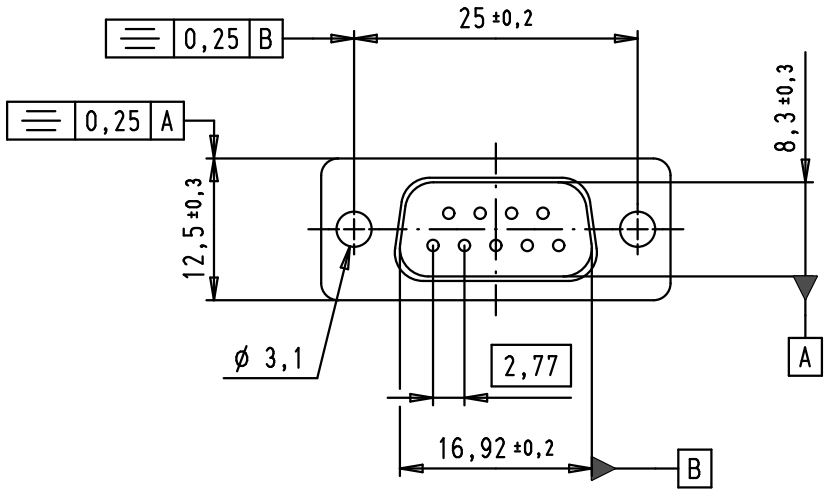

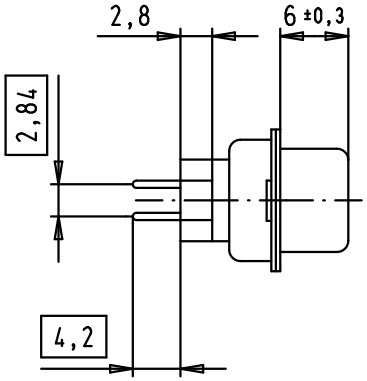

SPECIFICATIONS

FREQUENCY (MHz)	ATTENUATION (dB)
5	0,5
10	1
50	3,5
100	4
500	5
1000	5,5

Operating voltage	< 250 V AC
Working current	< 7,5 A
Insulation resistance	> 1GΩ
Contact resistance	< 15 mΩ
Dielectric withstanding voltage	500 V AC / minute

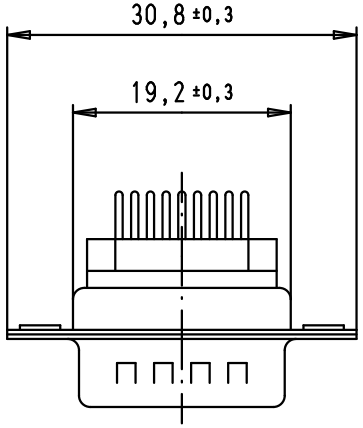

PCB layout, component side

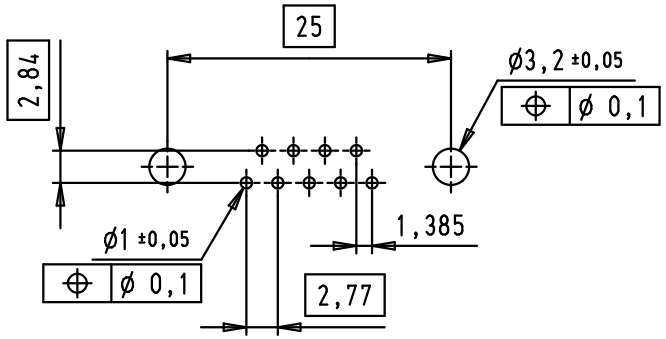

				Dat.	Name		D-Sub, male, straight, 9 poles, tin plated shell with dimples, solder pins, ferrite filter	Maßstab/ *Scale*
			Detail.	11/06/09	PK	All Dim. in mm Orig. Size DIN A 4		1,5:1
			Insp.					
			Stand.					
36160	22/09/10	SC	HARTING EURL F-95972 Paris				TB 09 64 122 7800	Blatt/ *Page* 1/1
EC00332	11/06/09	PK						
Mod.	Dat.	Name					Sub.	

09 64 122 7800	PL3
Part number	Performance level