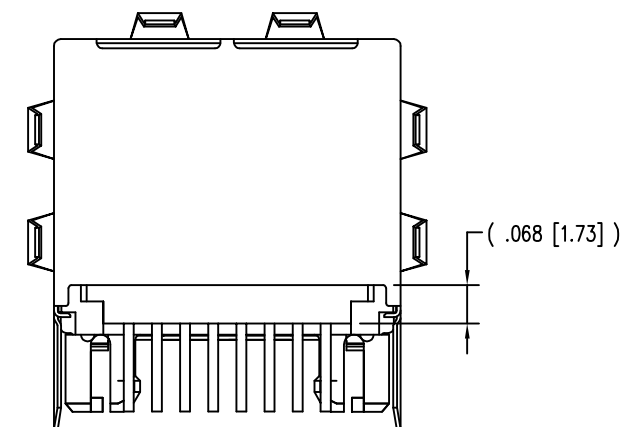
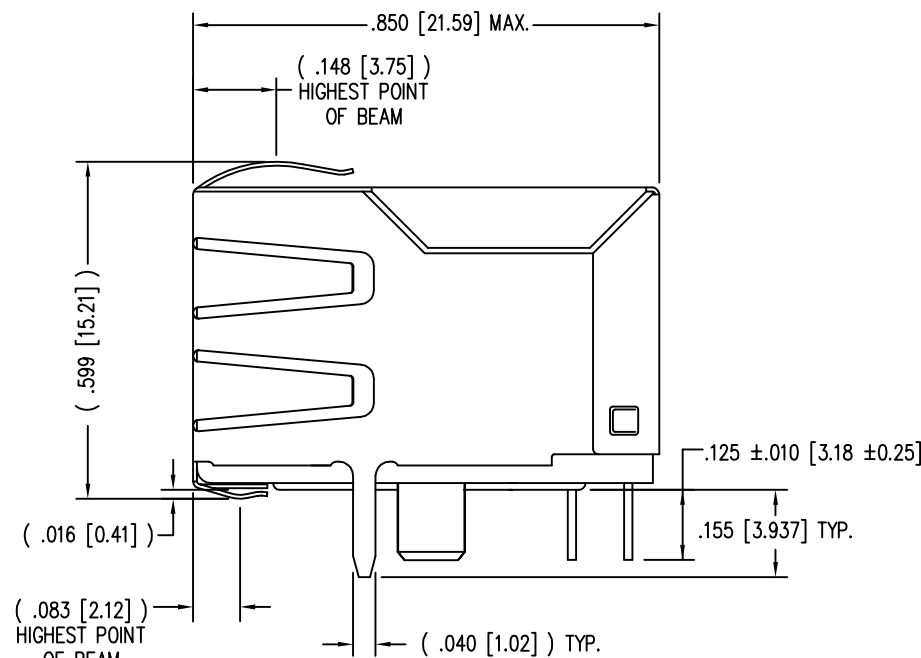
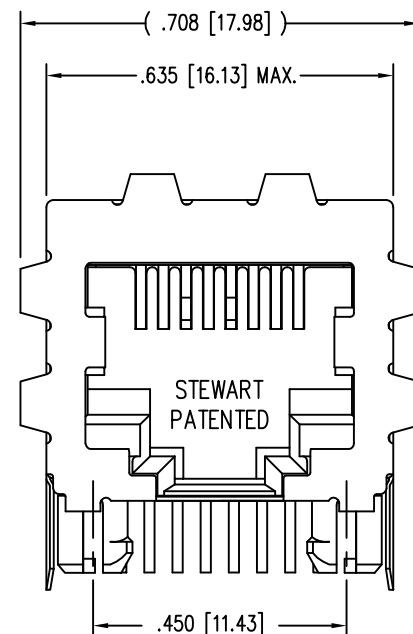
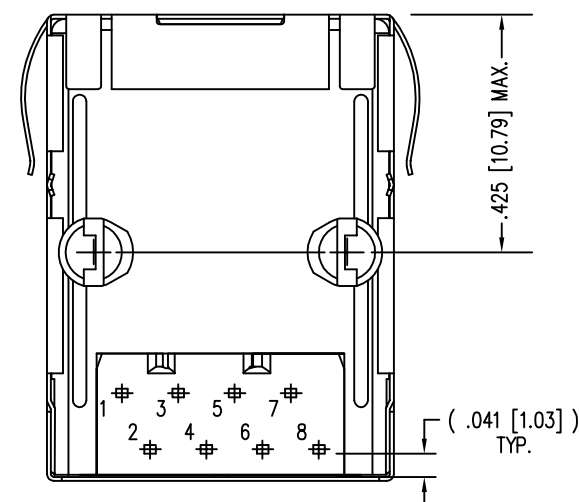


| DATE    | REV | ECN   | APP'D. BY |
|---------|-----|-------|-----------|
| 8-12-16 | A9  | 10740 | TRM       |
| 9-13-16 | A10 | 10755 | TRM       |
|         |     |       |           |
|         |     |       |           |

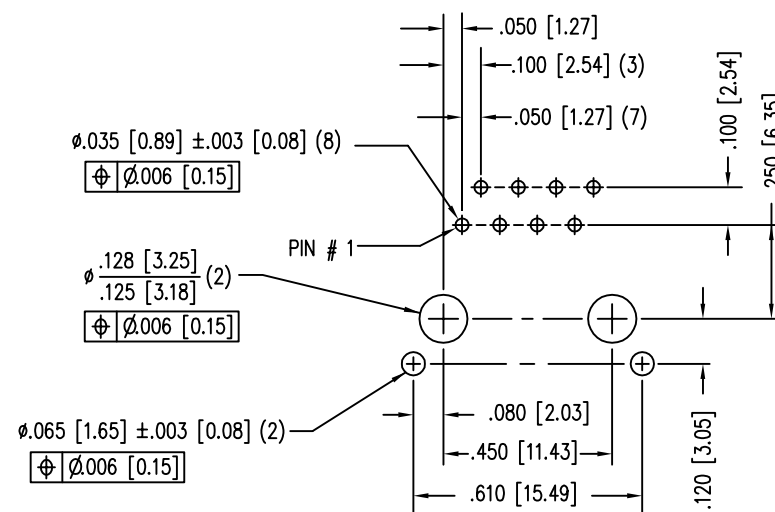
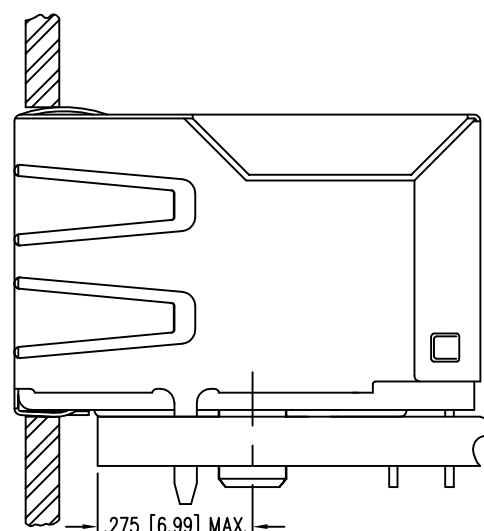
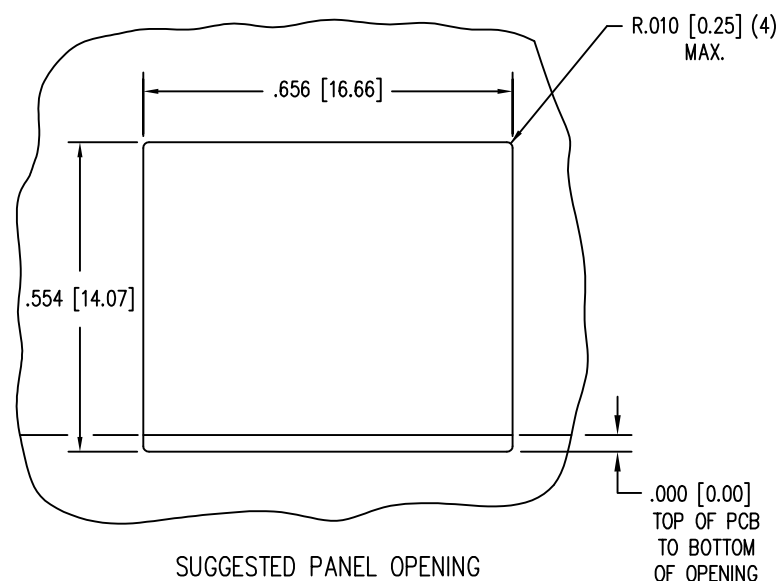
B



B

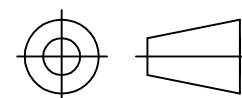


A



RoHS

THIRD ANGLE PROJECTION



DO NOT SCALE DRAWING

DRAWING IS SUBJECT TO CHANGE WITHOUT NOTICE

DIMENSIONS: INCHES [METRIC]

UNLESS OTHERWISE SPECIFIED TOLERANCES ARE ±.005 [0.13] ANGLES ARE ± 1°

SHEET NO. 1 OF 1

11118 Susquehanna Trail South  
Glen Rock, PA 17327-9199  
(717) 235-7512<http://www.stewartconnector.com>TITLE: 8 CONTACT, 8 POSITION, SHIELDED CAT 5/5e JACK  
EMI-RFI ONE PIECE SHIELED, ESD GROUNDEDTHIS DRAWING AND THE SUBJECT MATTER SHOWN THEREON ARE CONFIDENTIAL AND THE PROPRIETARY PROPERTY OF STEWART CONNECTOR AND SHALL NOT BE REPRODUCED, COPIED, OR USED IN ANY MANNER WITHOUT PRIOR WRITTEN CONSENT OF STEWART CONNECTOR. ONE OR MORE U.S. PATENTS MAY APPLY TO THIS PRODUCT. FOR DETAILS, PLEASE VISIT: [HTTP://BELFUSE.COM/STEWART/STEWART\\_PATENTS/](http://BELFUSE.COM/STEWART/STEWART_PATENTS/)

|          |           |      |        |
|----------|-----------|------|--------|
| DRN BY:  | RVO       | DATE | 3-2-05 |
| APPD BY: | RGC       | DATE | 3-3-05 |
| DWG NO.  | CT710025F | REV. | A10    |

## NOTES:

- CONNECTOR MATERIALS:  
HOUSING: THERMOPLASTIC UL94 V-0  
CONTACTS/SHIELD: COPPER ALLOY  
SHIELD PLATING: NICKEL WITH TIN PLATED SOLDER TAILS.  
CONTACT PLATING: SELECTIVE GOLD IN CONTACT AREA  
SEE CHART FOR PART NUMBER
- DESIGNED FOR CATEGORY 5/5e APPLICATIONS.
- DIMENSIONS AND TOLERANCES COMPLY WITH FCC/CFR 47, PART 68.
- THE SUGGESTED PANEL OPENING IS INTENDED TO GIVE USER THE ABILITY TO HAVE REASONABLE JACK/PANEL CLEARANCES, YET MAINTAIN GROUNDING CAPABILITY. THESE VARIABLES CAN BE ADJUSTED IN EITHER DIRECTION BUT MAY CARRY SOME CONSEQUENCES IN THE FORM OF LOWER MATING FORCES OR TIGHTER ASSEMBLY TOLERANCES.
- FOR PRODUCT SPECIFICATIONS SEE PR022-01.
- DIELECTRIC WITHSTANDING VOLTAGE (CONTACT TO SHIELD):  
2250 VDC 1 MINUTE

|                                   |              |
|-----------------------------------|--------------|
| 50 MICRO-INCHES [1.27um]          | SS71800-017F |
| 30 MICRO-INCHES [0.76um]          | SS71800-016F |
| CONTACT PLATING<br>IN MATING AREA | PART NUMBER  |

A