


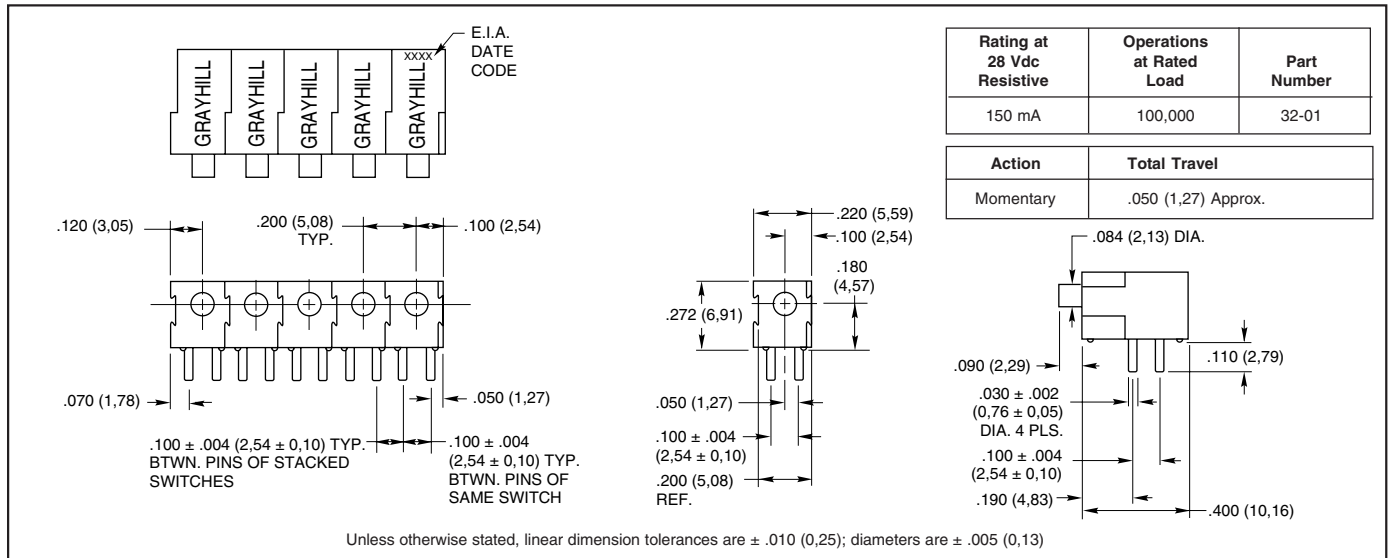
SERIES 32
SPST and SPDT,
Stackable with LED

FEATURES

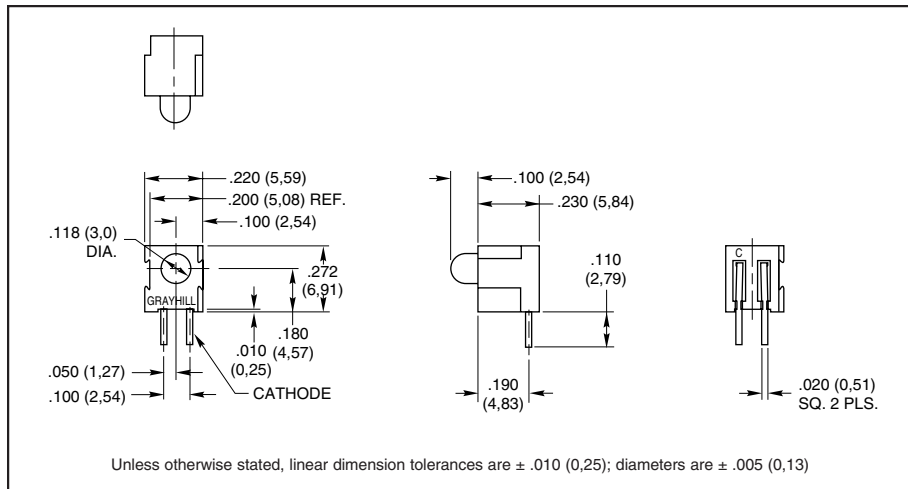
- Stackable, Provides Custom Switch Arrangements
- .200" Centers When Stacked
- SPST–N.O., SPST–N.C. Circuitry in the Same Package
- Process Compatible, Internally Sealed Plunger
- Status/Reset or Press-to-Test Functions with Companion LED



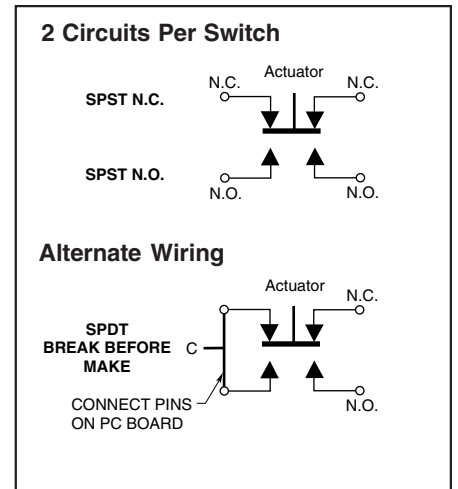
SWITCH DIMENSIONS (In inches and millimeters)



LED DIMENSIONS (In inches and millimeters)



SWITCH CIRCUITRY



Pushbutton Switches

SPECIFICATIONS

Rating Criteria

Contact Resistance: 25 milliohms maximum on a new switch

Voltage Breakdown: 1,000 Vac between mutually insulated parts

Insulation Resistance: 1,000 megohms minimum

Switch and LED Operating Temperature: -40°C to +85°C

Materials and Finishes

Switch Base, LED Base, Button and Cover: Polyester

Shorting Bar: Phosphor bronze, gold-plated over nickel

Switch Terminals: Brass, gold-plated over nickel

LED Terminals: Steel, tin-plated

Spring: Tinned Music Wire

LED Information

Color	MCD*		Viewing Angle
	Min.	Max.	
Red	0.8	5.0	60°
Green	0.8	3.2	60°
Yellow	0.8	3.2	60°

*MCD = Millicandellas at 2 mA

Recommended Current: 2mA

Current limiting resistor is **not** supplied.

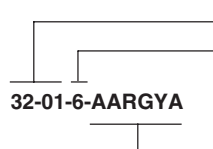
ORDERING INFORMATION: Individual Units

Part Number	Description
32-01	Switch, 10 microinches gold plating, black button, red body
32-02	Switch, 30 microinches gold plating, black button, red body
32LED-RED	Red LED and holder, red body
32LED-GRN	Green LED and holder, red body
32LED-YEL	Yellow LED and holder, red body

Grayhill or your local Distributor will assemble stacks of switches, LEDs or combinations.

Assemblies of Switches or Switches and LED Combinations

Example Part Number



32-01-6-AARGYA

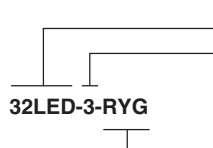
Basic switch part number (see Ordering Information)
Number of ganged elements (2 thru 6)

Arrangement definition (left to right, front view)
 A = Switch
 R = Red LED
 G = Green LED
 Y = Yellow LED

Example part number describes a stack of 6 elements consisting of two switches, a red LED, a green LED, a switch and a yellow LED. Shorter stacks will have fewer letters in the arrangement definition. Contact Grayhill for stacks of more than six elements.

Assemblies of LEDs Only

Example Part Number



32LED-3-RYG

Basic identification for LEDs
Number of ganged elements (2 thru 6)

Arrangement definition (left to right, front view)
 R = Red LED
 G = Green LED
 Y = Yellow LED

Example part number describes a stack of 3 LEDs, arranged red, yellow and green from left to right. Maximum number of stacked LEDs in this part numbering scheme is six. Contact Grayhill for stacks of more than six elements.

Available from your local Grayhill Distributor.

For prices and discounts, contact a local Sales Office, an authorized local Distributor or Grayhill.

Pushbutton Switches