

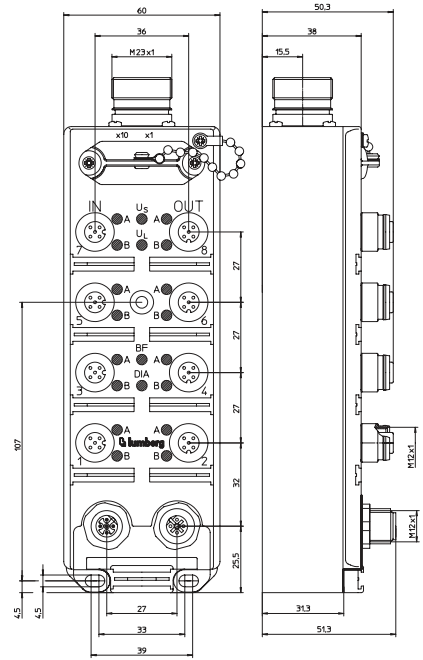


0970 PSL 123



## 8 IN / 8 OUT

Profibus-DP device with 8 digital inputs to connect standard sensors and 8 digital outputs (0.5 A) to connect standard actuators, combined M12 socket, rotary switches for addressing, M12 bus connection, M23 systems/actuator supply.



### Bit Assignment





Bit	7	6	5	4	3	2	1	0
<b>M12 Input</b>								
Byte 0	8B	6B	4B	2B	8A	6A	4A	2A
<b>M12 Output</b>								
Byte 0	7B	5B	3B	1B	7A	5A	3A	1A
<b>Diagnostic</b>								
DIA-Byte	-	UVA	ASC	OVL	-	-	-	-

UVA: Undervoltage actuator  
 ASC: Actuator short-circuit  
 OVL: Overload status

### Diagnostic Indication

LED	Indication	Condition
1..8 A/B	yellow	channel status
2, 4, 6, 8 A/B	red	actuator short-circuit
U <sub>s</sub>	green	actuator supply active
U <sub>L</sub>	green	module electronic supply active
BF	red	bus error
DIA	red	module diagnostics (sensor shortcircuit / sensor overload / actuator low voltage / actuator short-circuit / actuator overload)

### Pin Assignment

Bus connection M12	System/Actuator supply M23	Input/Output M12	
 <p>1 = +5 V<sup>1</sup>                  2 = Line A                  3 = GND (0 V)<sup>1</sup>                  4 = Line B                  5 = earth</p>	 <p>1 = Earth                  2 = +24 V<sup>2</sup>                  3 = GND (0 V)<sup>2</sup>                  4 = +24 V<sup>3</sup>                  5 = GND (0 V)<sup>3</sup>                  6 = n.c.</p>	 <p>1 = +24 V                  2 = IN B                  3 = GND (0 V)                  4 = IN A                  5 = Earth</p>	<p>1 = internal signals                  2 = actuators                  3 = system</p>
 <p>1 = n.c.                  2 = OUT B                  3 = GND (0 V)                  4 = OUT A                  5 = Earth</p>			



Be Certain with Belden

## Profibus I/O Modules with 8-Digital Inputs and 8-Digital Outputs

0970 PSL 123

### Technical Data

#### Environmental

Degree of protection IP 67  
 Operating temperature range -0°C (+32°F) to +60°C (+140°F)

#### Mechanical

Weight 535 g  
 Housing material PUR

#### Bus system

ID number 06E9 hex  
 GSD file Lum\_06E9.gsd  
 Transmission rate max. 12 MBaud  
 Address range 1–126 dec  
 Rotary address switches 1–99 dec  
 Default address 99 dec

#### Electronics power supply

Rated voltage 24 V DC  
 Voltage range 19–30 V DC  
 Power consumption typ. 60 mA  
 Reverse polarity protection yes  
 Indication LED green

#### Input power supply

Voltage range min. (UL - 1.5 V)  
 Total current of all sensors max. 800 mA  
 Short circuit-proof yes

#### Inputs

Rated input voltage 24 V DC  
 Signal state "1" 11–30 V  
 Signal state "0" -3–5 V  
 Input current at 24V typ. 6 mA  
 Channel type N.O. p-switching  
 Number of digital channels 8  
 Channel status indicator LED yellow per channel

#### Output power supply

Rated voltage  
 Voltage range  
 Potential separation  
 Reverse polarity protection  
 Indication

#### Outputs

Rated output current  
 Short circuit-proof  
 Max. output current  
 Overload-proof  
 Number of digital channels  
 Channel type N.O.  
 Channel status indicator  
 Diagnostic indication

#### Included in delivery/accessories

Dust covers M12 2 pieces  
 Attachable labels 10 pieces

#### Us

Rated voltage 24 V DC  
 Voltage range 19–30 V DC  
 Potential separation present  
 Reverse polarity protection yes/antiparallel diode  
 Indication LED green

#### Type 0.5 A acc. to IEC 61131-2

Rated output current 0.7 A per channel  
 Short circuit-proof yes  
 Max. output current 5.6 A per module  
 Overload-proof yes  
 Number of digital channels 8  
 Channel type N.O. p-switching  
 Channel status indicator LED yellow per channel  
 Diagnostic indication LED red per channel

### Part Number

0970 PSL 123



The application of these products in harsh environments should always be checked before use.  
 Specifications subject to alteration.