

SIGN	DATE	DESCRIPTION	APPROVER
△	2010.01.15	The design is changed	Jacke
△	2010.01.15	The design is changed from the round hole to hexagonal hole	Jacke
△	2010.01.25	Add cULus standard	Jacke
△	2010.03.31	Add the 2p mark	Jacke
△	2012.04.28	Flange Nut is changed	Guoxue
△	2012.04.28	Add the cutaway view	Guoxue
△	2012.04.28	The dimensions are added	Guoxue

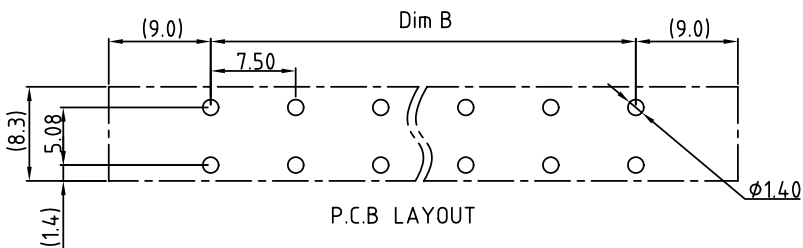
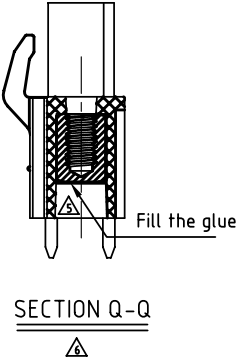
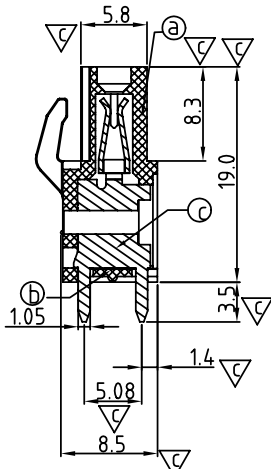
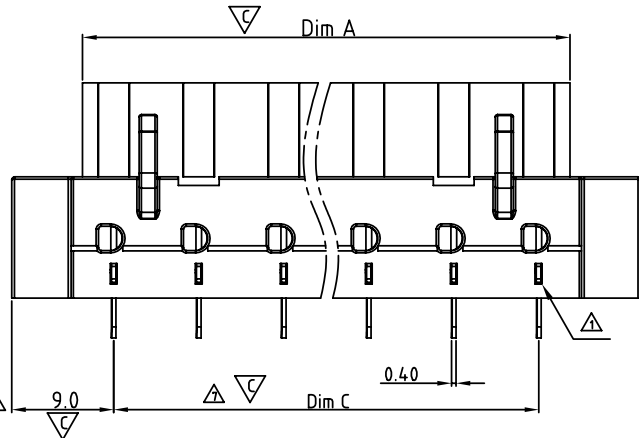
THIS IS CAD DRAWING, DO NOT REVISE MANUALLY!!!

Materials

- Item a Terminal body: Thermoplastic (UL94V-0)
- Item b Terminal Cover: Thermoplastic (UL94V-0)
- Item c Female contact : PhBz(CuSn), Tin plated
- Item d With flange Nut : Brass M 2.5

Electrical

- Voltage rating: 300VAC
- Current rating: 10A
- Withstanding Voltage: 1.6kv
- Operating temperature: -40°C to +115°C
- Soldering temperature: 250°C±10°C/5 Sec
- Safety Approval: us
- Critical dimension:



V7 xx A 2 x 0 xxxx G

- No. OF POLES: 02 2 POLES, 03 3 POLES, ... 16 16 POLES
- Color: 0 Black (RAL9005), 2 Red (RAL3001/D), 3 Orange(RAL2011/P), 4 Yellow(RAL1018/A), 5 Green(RAL6018/T), 6 Blue (RAL5015/A), 8 Grey(RAL7035/D)
- G RoHS compliant (lead<4%) In copper Alloy
- 0000: "@" Logo (Standard)
- 000A: "ANYTEK" Mark
- Any special item by customer request. please contact sales department.

(N= Number of poles)

DIM	TOL			
	2P-5P	6P-10P	11P-16P	
Dim L	(N-1)×7.5+18	±0.15	±0.25	±0.35
Dim A	(N-1)×7.5+5.52	±0.15	±0.25	±0.35
Dim B	(N-1)×7.5	±0.15	±0.25	±0.35
Dim C	(N-1)×7.5	±0.15	±0.25	±0.35
Dim D	(N-1)×7.5+12.2	±0.15	±0.25	±0.35

ANYTEK

INSPECTION COPY

ALL RIGHTS RESERVED. REPRODUCTION OR ISSUE TO THIRD PARTIES IN ANY FORM WHATSOEVER IS NOT PERMITTED WITHOUT WRITTEN AUTHORITY FROM THE PROPRIETOR. PROPERTY OF ANYTEK TECHNOLOGY CO., LTD

TITLE		V7 7.5 Series Vertical (2P~16P)W/F			
PART NO.	V7xxA2x0xxxxG	DWG NO.	8V704.03		
APPROVED	CHECKED	DESIGNED	DRAWN	CUST NO.	Tolerance
		Guoxue 2012.04.28	Guoxue 2012.04.28		X. ±0.5 X.X ±0.3 X.XX ±0.1 X° ±1°
				SHEET: 01/01	REV.: E