

REVISIONS

P	LTR	DESCRIPTION	DATE	DWN	APVD
	C	REV PER ECO 17-004696	5-8-17	CT	EH



SELF-LOCKING  
SHIELD BAND TERMINATION  
SHRINK BOOT ACCOMMODATION ADAPTER

1. THIS PRODUCT IS DESIGNED TO TERMINATE A BRAIDED CABLE SHIELD AND A HEAT SHRINKABLE LIPPED BOOT TO A CONNECTOR, AND DESIGNED TO MEET PERFORMANCE REQUIREMENTS OF AS85049/82.
2. ALL COMPONENTS SHALL BE PACKAGED AND SUPPLIED IN A PLASTIC BAG AND LABELED WITH M85049/82 DESIGNATION. e.g. M85049/82-14W02.
3. PART SUPPLIED WITH STANDARD DETENTED SELF-LOCKING WHICH PROVIDES A POSITIVE AUDIBLE DETENTED COUPLING.
4. THIS ADAPTER MATES TO CONNECTOR SAE-AS50151 CRIMP, MIL-DTL-26482 SERIES 2, SAE-AS81703 SERIES 3, AND MIL-DTL-83723 SERIES III.
5. FOR MATERIALS AND PLATING FINISHES INFORMATION REFER TO R85049. FOR ALTERNATIVE MATERIALS AND PLATING FINISHES CONTACT TE CONNECTIVITY.

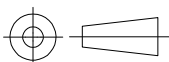
RELEASED FOR PUBLICATION

ALL RIGHTS RESERVED.

THIS DRAWING IS UNPUBLISHED.

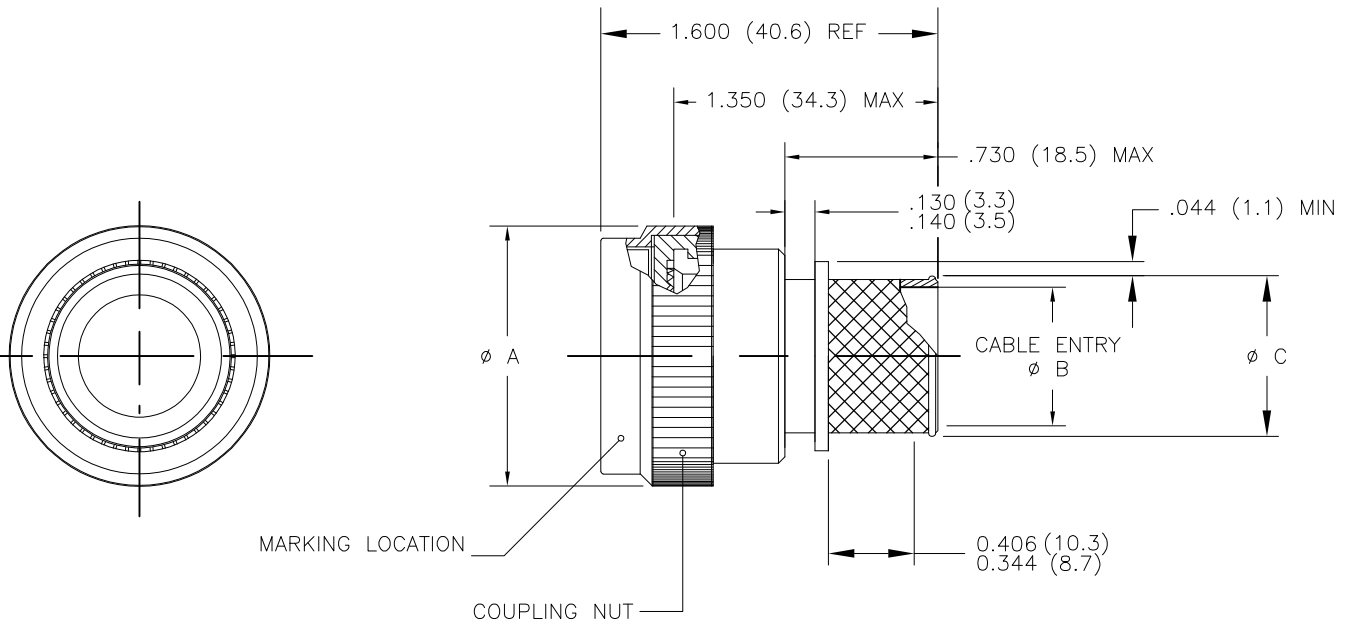
© COPYRIGHT - TE Connectivity

DIMENSIONS: INCHES	DWN C.C.THOMAS	08MAY2017	MATERIAL -	FINISH -
	CHK E.HALEY	5-8-17	 TE Connectivity	
TOLERANCES UNLESS OTHERWISE SPECIFIED:	APVD E.HALEY	5-8-17		
	PRODUCT SPEC -		SIZE A4	CAGE CODE 06090
	APPLICATION SPEC -		DRAWING NO R85049/82	RESTRICTED TO -
0 PLC ± - 1 PLC ± - 2 PLC ± .01 3 PLC ± .005 4 PLC ± - ANGLES ± -	WEIGHT 0			
CUSTOMER DRAWING			SCALE NTS	SHEET 1 OF 3
				REV C



REVISIONS

P	LTR	DESCRIPTION	DATE	DWN	APVD
-	-	SEE SHEET 1	-	-	-



PART NUMBERING

M85049/82 - 14 W 02

- SPECIFICATION SHEET \_\_\_\_\_
- CONFIGURATION: \_\_\_\_\_
  - (DASH) DETENTED SELF-LOCKING
- ORDER NO. \_\_\_\_\_
- FINISH \_\_\_\_\_
- ENTRY SIZE \_\_\_\_\_

RELEASED FOR PUBLICATION

ALL RIGHTS RESERVED.

THIS DRAWING IS UNPUBLISHED.

© COPYRIGHT - TE Connectivity

DIMENSIONS: INCHES	DWN C.C.THOMAS	08MAY2017	MATERIAL	-	FINISH	-	
	CHK E.HALEY	5-8-17	TE Connectivity				
TOLERANCES UNLESS OTHERWISE SPECIFIED:	APVD E.HALEY	5-8-17					
0 PLC ± -	PRODUCT SPEC	-	NAME BACKSHELL, STRAIGHT, SHIELD BAND TERMINATION				
1 PLC ± -	APPLICATION SPEC	-					
2 PLC ± .01	WEIGHT	-	SIZE	A4	CAGE CODE	00779	
3 PLC ± .005			DRAWING NO	C-R85049/82		RESTRICTED TO	-
4 PLC ± -			CUSTOMER DRAWING	SCALE	NTS	SHEET	2 OF 3
ANGLES ± -							

REVISIONS

P	LTR	DESCRIPTION	DATE	DWN	APVD
	-	SEE SHEET 1	-	-	-


ORDER NUMBER	FOR CONNECTOR SHELL SIZE (REF)				TABLE I - SHELL SIZE AND DIMENSIONS				
	SAE- AS81703 SERIES 3	MIL-DTL- 26482 SERIES 2	SAE- AS50151 CRIMP	MIL-DTL- 83723 SERIES III	A MAX DIA	B DIA ±.010 ENTRY SIZE		C DIA REF	
						02	03	02	03
8	--	8	8S	8	.885 (22.48)	N/A	.250 (6.35)	N/A	.395 (10.03)
10	--	10	10S, 10SL	10	1.010 (25.65)	N/A	.312 (7.92)	N/A	.457 (11.61)
12	7	12	12S AND 12	12	1.135 (28.83)	.312 (7.92)	.438 (11.13)	.457 (11.60)	.583 (14.81)
14	12	14	14S AND 14	14	1.260 (32.00)	.438 (11.13)	.562 (14.27)	.583 (14.81)	.707 (17.96)
16	19	16	16S AND 16	16	1.385 (35.18)	.500 (12.70)	.625 (15.88)	.645 (16.38)	.770 (19.56)
18	27	18	18	18	1.510 (38.35)	.625 (15.88)	.750 (19.05)	.770 (19.56)	.895 (22.73)
20	37	20	20	20	1.635 (41.53)	.625 (15.88)	.812 (20.62)	.770 (19.56)	.957 (24.31)
22	--	22	22	22	1.760 (44.70)	.688 (17.48)	.938 (23.83)	.829 (21.06)	1.083 (27.51)
24	--	24	24	24	1.885 (47.88)	.750 (19.05)	1.000 (25.40)	.895 (22.73)	1.145 (29.08)
28	--	--	28	--	2.135 (54.23)	.875 (22.23)	1.125 (28.58)	1.020 (25.91)	1.270 (32.26)

RELEASED FOR PUBLICATION

ALL RIGHTS RESERVED.

© COPYRIGHT - TE Connectivity

THIS DRAWING IS UNPUBLISHED.

DIMENSIONS: INCHES	DWN C.C.THOMAS 08MAY2017	MATERIAL -	FINISH -		
	CHK E.HALEY 5-8-17	 TE Connectivity			
TOLERANCES UNLESS OTHERWISE SPECIFIED:	APVD E.HALEY 5-8-17				
0 PLC ± -	PRODUCT SPEC -	NAME BACKSHELL, STRAIGHT, SHIELD BAND TERMINATION			
1 PLC ± -	APPLICATION SPEC -				
2 PLC ± .01	WEIGHT -	SIZE A4	CAGE CODE 00779	DRAWING NO C-R85049/82	RESTRICTED TO -
3 PLC ± .005	CUSTOMER DRAWING		SCALE NTS	SHEET 3 OF 3	REV C
4 PLC ± -					
ANGLES ± -					

