

ebm-papst Mulfingen GmbH & Co. KG

Bachmühle 2
 74673 Mulfingen
 Phone: +49 7938 81-0
 Fax: +49 7938 81-110
 www.ebmpapst.com
 info1@de.ebmpapst.com

Nominal data

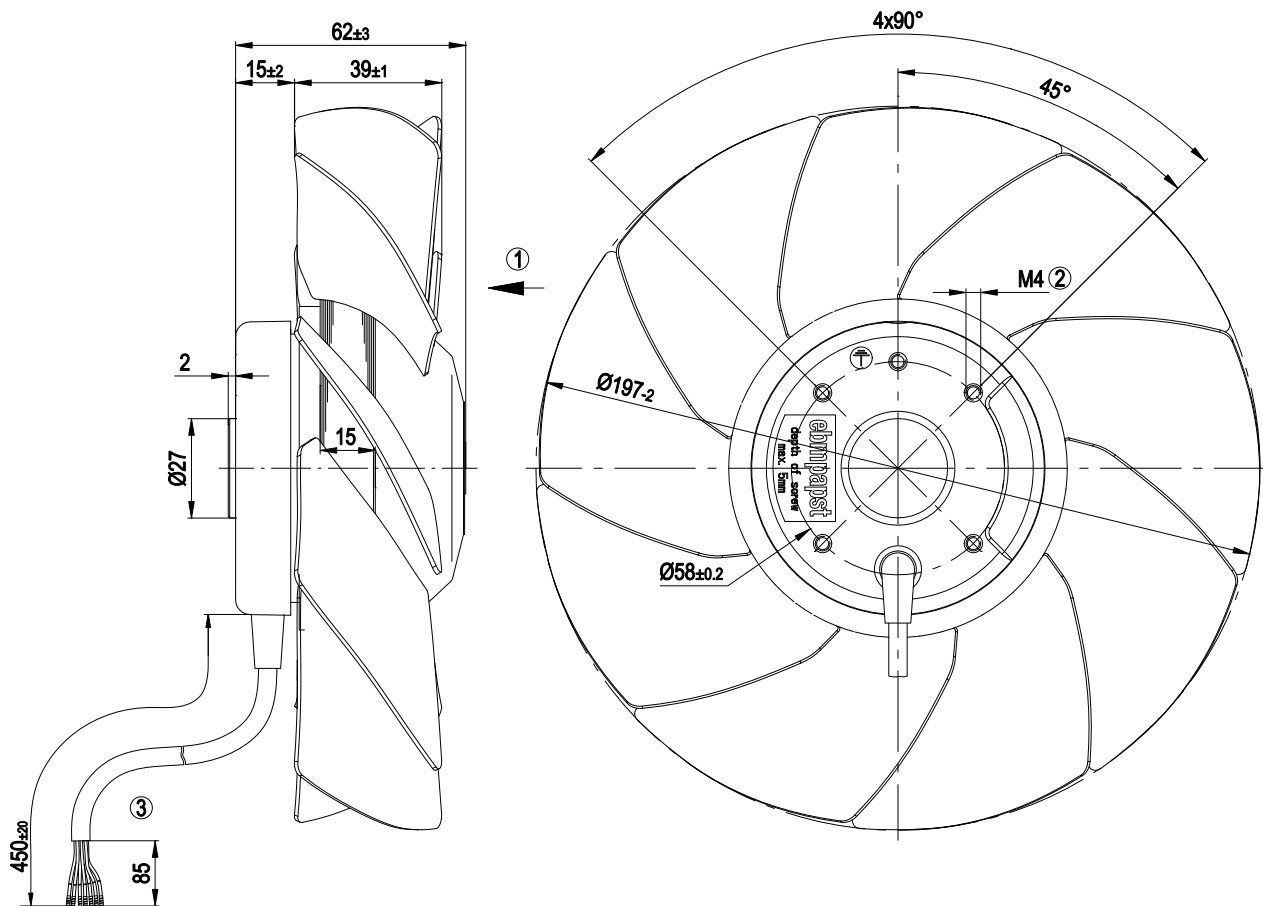
Type	A2D200-AH18-01		
Motor	M2D068-BC		
Phase		3~	3~
Nominal voltage	[V]	400	400
Connection		Y	Y
Frequency	[Hz]	50	60
Type of data definition		rfa	rfa
Valid for approval / standard		CE	CE
Speed	[min ⁻¹]	2600	2900
Power input	[W]	68	70
Current draw	[A]	0.17	0.13
Max. back pressure	[Pa]	140	140
Max. ambient temperature	[°C]	45	70

ml = max. load · me = max. efficiency · rfa = running at free air · cs = customer specs · cu = customer unit
 Subject to alterations

Technical features

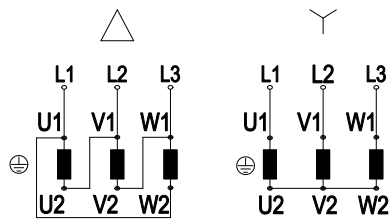
Leakage current	< 0.75 mA
Size	200 mm
Operation mode	S1
Direction of rotation	Counter-clockwise, seen on rotor
Mounting position	Shaft horizontal or rotor on bottom; rotor on top on request
Humidity class	F1-2
Direction of air flow	"V"
Insulation class	"B"
Cable exit	Lateral
Condensate discharge holes	Rotor-side
Bearing motor	Ball bearing
Mass	1.6 kg
Material of blades	Sheet steel, coated in black
Product conforming to standard	EN 60335-1
Surface of rotor	Coated in black
Number of blades	9
Type of protection	IP 44
Protection class	I
Max. permissible ambient motor temp. (transp./ storage)	+ 80 °C
Min. permissible ambient motor temp. (transp./storage)	- 40 °C
Approval	CCC

Product drawing



1	Direction of air flow "V"
2	Depth of screw max. 5 mm
3	Connection line PVC 7G 0.5mm ² , 7x brass lead tips crimped

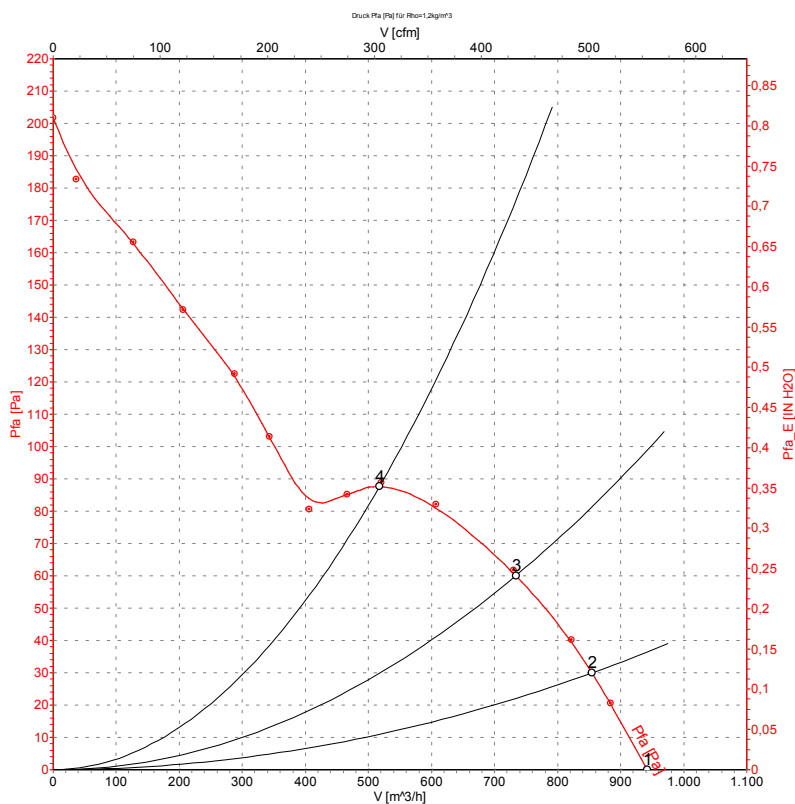
Connection screen



Note: Direction of rotation changes when two phases are reversed

Δ	Delta connection	Y	Star connection	L1	black
L2	blue	L3	brown	U1	black
V1	blue	W1	brown	U2	green
V2	white	W2	yellow		

Charts: Air flow 50 Hz

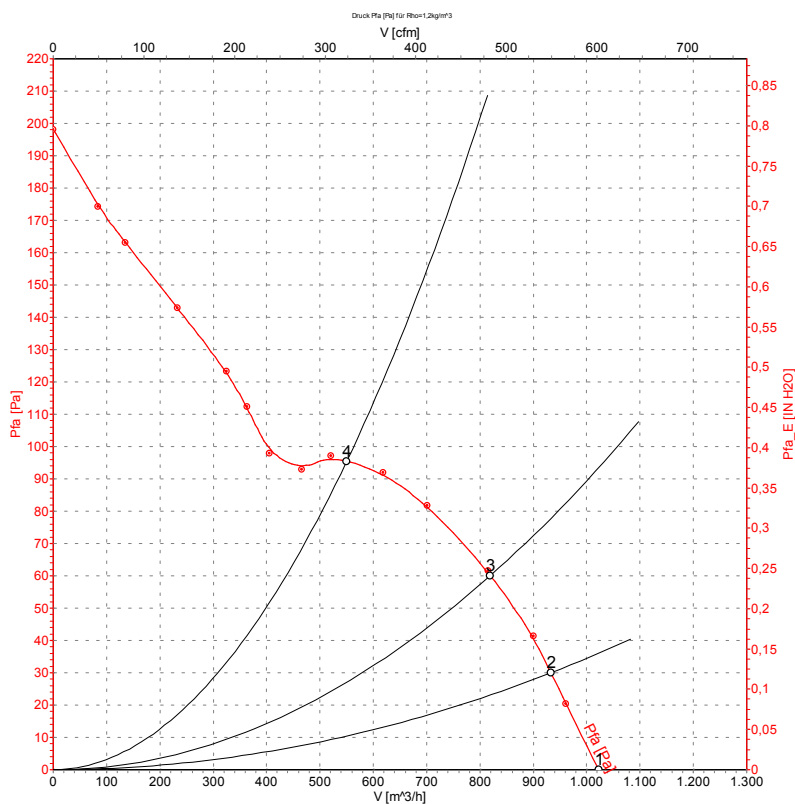


Measurement: LU-26980

Measured values

	U	f	n	P ₁	I	\hat{V}	P _{fa}
	[V]	[Hz]	[min ⁻¹]	[W]	[A]	[m³/h]	[Pa]
1	400	50	2600	68	0.17	940	0
2	400	50	2550	69	0.17	855	30
3	400	50	2500	72	0.17	735	61
4	400	50	2460	75	0.17	515	89

Charts: Air flow 60 Hz



Measured values

	U	f	n	P ₁	I	\hat{V}	P _{fa}
	[V]	[Hz]	[min ⁻¹]	[W]	[A]	[m³/h]	[Pa]
1	400	60	2815	70	0.13	1020	0
2	400	60	2745	73	0.14	935	30
3	400	60	2670	77	0.14	820	61
4	400	60	2595	81	0.15	550	96