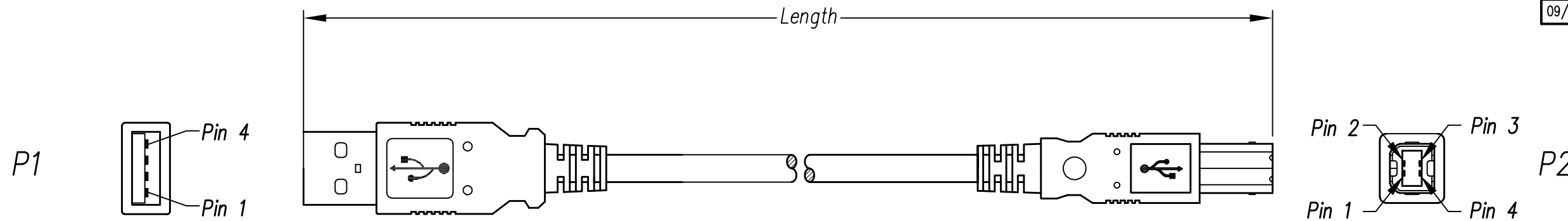


DATE	REV	ECN	APP'D. BY
08/31/17	A0	Released	JRC
09/18/2017	A1	11095	GWL



Notes:

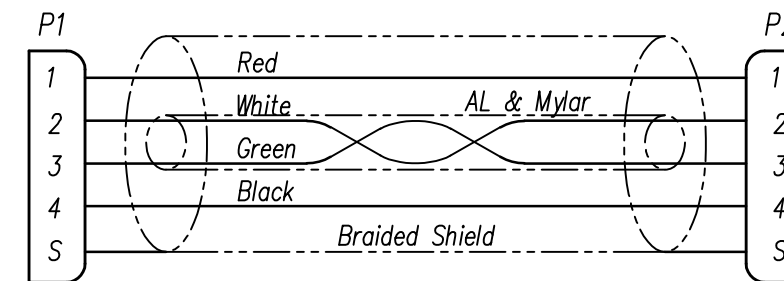
- 1) Each cable assembly to be individually bagged.
- 2) Cable Construction USB 2.0 UL Style 1
  - 28 AWG 1 Twisted Pair
  - 24 AWG x 2C
  - AMA BRAID
  - 4.5mm OD
  - Beige PVC Jacket
- 3) CONNECTOR P1: USB A Male 2.0 White Insulator, Gold flash on contacts, Nickel Plated Shell  
CONNECTOR P2: USB B Male 2.0 White Insulator, Gold flash on contacts, Nickel Plated Shell
- 4) Hood P1 & P2: Molded Beige PVC Strain Relief
- 5) All cables tested for Continuity & Shorts

P/N Key:

SC-2ABExxxF

Length  
 003 = 3 Ft  
 006 = 6 Ft  
 010 = 10 Ft

Wiring Map: USB 2.0 Hi-Speed




Example Parts Numbers

Feet	
P/N	Length
SC-2ABE003F	3'
SC-2ABE006F	6'
SC-2ABE010F	10'

For Part Numbers Not Shown Follow Part Number Key Format

THIRD ANGLE PROJECTION 	 <b>stewart</b> CONNECTOR a bel group	11118 Susquehanna Trail South Glen Rock, PA 17327-9199 (717) 235-7512 <a href="http://www.stewartconnector.com">http://www.stewartconnector.com</a>
DO NOT SCALE DRAWING DRAWING IS SUBJECT TO CHANGE WITHOUT NOTICE DIMENSIONS: INCHES [METRIC] UNLESS OTHERWISE SPECIFIED TOLERANCES ARE ±.005 [0.13] ANGLES ARE ± 1°	TITLE: <b>Cable Assembly, USB 2.0, Type A/M-Type B/M, Beige</b>	
SHEET NO. 1 OF 1	THIS DRAWING AND THE SUBJECT MATTER SHOWN THEREON ARE CONFIDENTIAL AND THE PROPRIETARY PROPERTY OF STEWART CONNECTOR AND SHALL NOT BE REPRODUCED, COPIED, OR USED IN ANY MANNER WITHOUT PRIOR WRITTEN CONSENT OF STEWART CONNECTOR	DRN BY: KAC      DATE 08/30/17 APPD BY: JRC      DATE 08/31/17 DWG NO. CT999152      REV. A1



ASSEMBLY FORMAT REV. 6/3/05