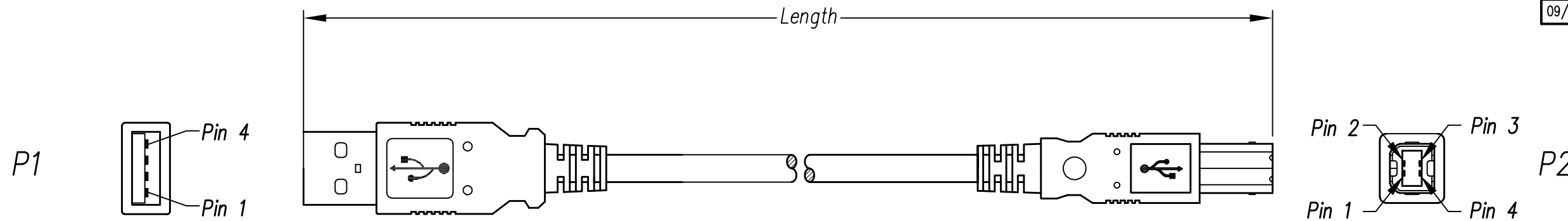


DATE	REV	ECN	APP'D. BY
08/31/17	A0	Released	JRC
09/18/2017	A1	11095	GWL



Notes:

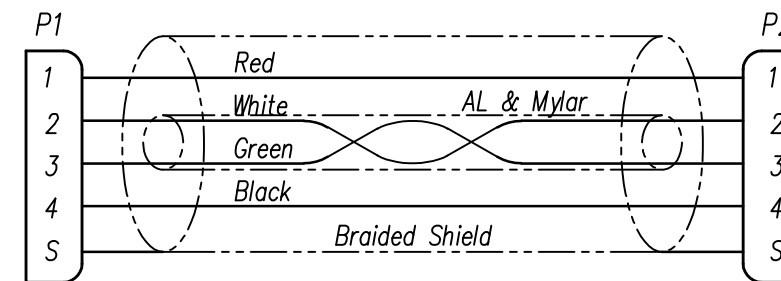
- 1) Each cable assembly to be individually bagged.
- 2) Cable Construction USB 2.0 UL Style 1
 - 28 AWG 1 Twisted Pair
 - 24 AWG x 2C
 - AMA BRAID
 - 4.5mm OD
 - Beige PVC Jacket
- 3) CONNECTOR P1: USB A Male 2.0 White Insulator, Gold flash on contacts, Nickel Plated Shell
CONNECTOR P2: USB B Male 2.0 White Insulator, Gold flash on contacts, Nickel Plated Shell
- 4) Hood P1 & P2: Molded Beige PVC Strain Relief
- 5) All cables tested for Continuity & Shorts

P/N Key:

SC-2ABExxxF

Length
 003 = 3 Ft
 006 = 6 Ft
 010 = 10 Ft

Wiring Map: USB 2.0 Hi-Speed




Example Parts Numbers

Feet	
P/N	Length
SC-2ABE003F	3'
SC-2ABE006F	6'
SC-2ABE010F	10'

For Part Numbers Not Shown Follow Part Number Key Format

THIRD ANGLE PROJECTION 	 11118 Susquehanna Trail South Glen Rock, PA 17327-9199 (717) 235-7512 http://www.stewartconnector.com
DO NOT SCALE DRAWING DRAWING IS SUBJECT TO CHANGE WITHOUT NOTICE	TITLE: Cable Assembly, USB 2.0, Type A/M-Type B/M, Beige
DIMENSIONS: INCHES [METRIC] UNLESS OTHERWISE SPECIFIED TOLERANCES ARE ±.005 [0.13] ANGLES ARE ± 1°	DRN BY: KAC DATE 08/30/17 APPD BY: JRC DATE 08/31/17
SHEET NO. 1 OF 1	DWG NO. CT999152 REV. A1



ASSEMBLY FORMAT REV. 6/3/05

B

B

A

A