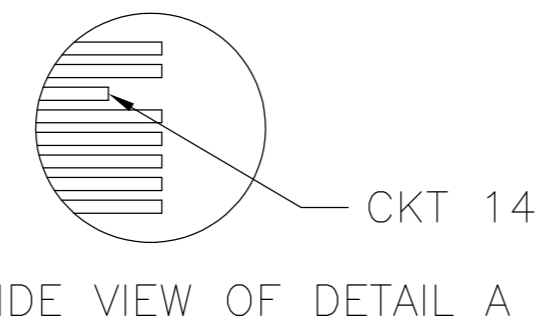
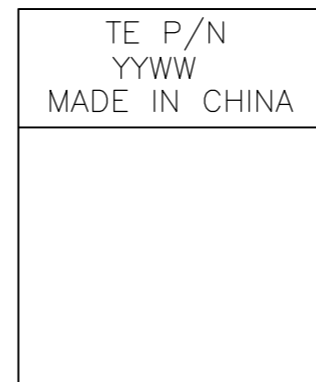
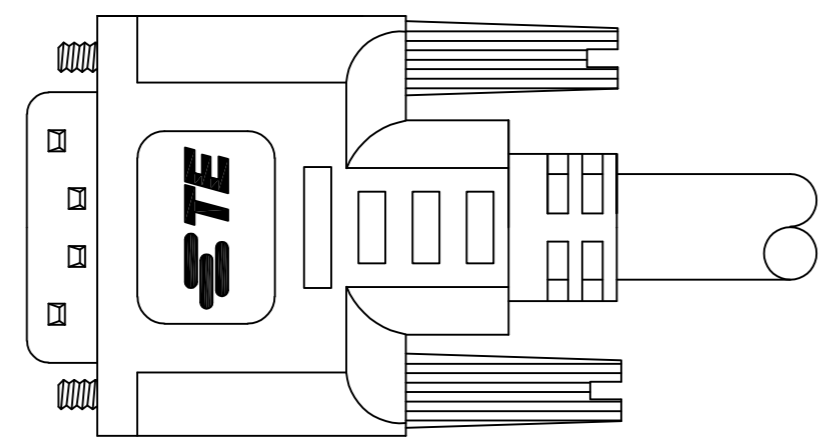
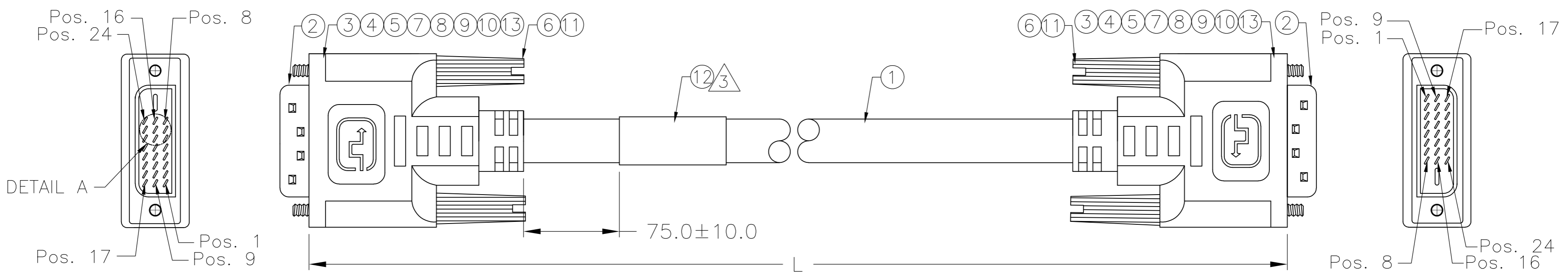
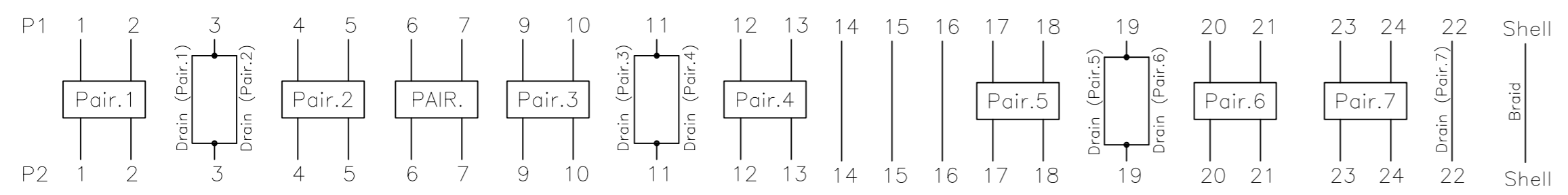


THIS DRAWING IS UNPUBLISHED. RELEASED FOR PUBLICATION
 © COPYRIGHT - By - ALL RIGHTS RESERVED.

LOC		DIST		REVISIONS					
GP		00		P	LTR	DESCRIPTION	DATE	DWN	APVD
				J		REVISED PER ECR-13-001881	02APR2013	LJC	T.T



PIN ASSIGNMENT :



NOTES:

- CABLE SHALL BE TESTED WITH AUTOMATED TEST EQUIPMENT FOR THE FOLLOWING:
 - CONNECTION RESISTANCE SHALL NOT EXCEED 1.8 OHMS.
 - INSULATION RESISTANCE 100M OHMS, MIN.
 - HIPOT-300 VOLTS AT 0.01 SEC.
- CABLE ASSEMBLY MUST PASS DVI 1.0 SPECIFICATION.
- CABLE LABEL TO BE APPLIED AS SHOWN.
- 100% DISPLAY-SCREEN FUNCTIONAL TESTING

3000±80		1653928-3
2000±60		1653928-2
1000±30		1653928-1
LENGTH(L)	CUSTOMER P/N	TE P/N

AR	AR	AR	MR	UL TAPE, Black.	13
1	1	1	PC	Label Size: 25.0*50.0, White: 25.0*13.0mm.	12
4	4	4	PC	DVI #4-40 3*45mm Thumbscrew.	11
AR	AR	AR	MR	Copper Foil, W: 8mm.	10
AR	AR	AR	KG	PVC, Shore A 90±3, Color: White (WH01).	9
AR	AR	AR	KG	Solder Wire	8
AR	AR	AR	MR	Heat Shrink Tubing, OD:1.0mm, Color: Black.	7
AR	AR	AR	KG	PVC, Shore A 95±3, Color: White (WH01).	6
AR	AR	AR	MR	Heat Shrink Tubing, OD:1.5mm, Color: Black.	5
AR	AR	AR	MR	Heat Shrink Tubing, OD:2.0mm, Color: Black.	4
2	2	2	PC	Metal Can For DVI Connector.	3
2	2	2	PC	DVI-D Dual Channel, 24Pin+1Pin, Gold Flash	2
AR	AR	AR	MR	UL20276 (1P*28AWG+Drain+AL/Mylar)*7+(1P+3C)*28AWG+Al/Mylar+Braid. Color: Black(BK01)	1
-3	-2	-1	U/M	DESCRIPTION	ITEM

THIS DRAWING IS A CONTROLLED DOCUMENT.		DWN JERRY LIU 22JAN03	TE Connectivity	
DIMENSIONS: mm		CHK MONTGOMERY,JOHN D 11JUN04		
TOLERANCES UNLESS OTHERWISE SPECIFIED:		APVD MONTGOMERY,JOHN D 11JUN04	NAME DVI-D TO DVI-D DUAL LINK CABLE ASSEMBLY	
0 PLC ± -		PRODUCT SPEC	SIZE A2 CAGE CODE 00779 DRAWING NO. C=1653928	
1 PLC ± -		APPLICATION SPEC	RESTRICTED TO	
2 PLC ± -		WEIGHT	SCALE N.T.S SHEET 1 OF 1 REV J	
3 PLC ± -		CUSTOMER DRAWING		
4 PLC ± -				
ANGLES ± -				
FINISH				