DETAIL ALVEOLES 1.5
DETAIL CAVITIES 1.5

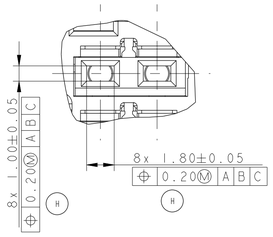

ECHELLE 5:1 / *SCALE* 5:1

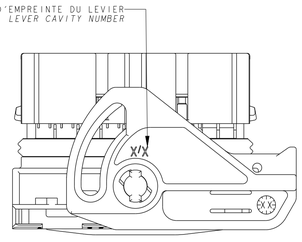

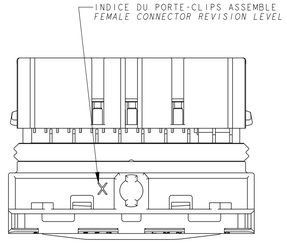

SORTIE FAISCEAU A DROITE
RIGHT WIRING OUT

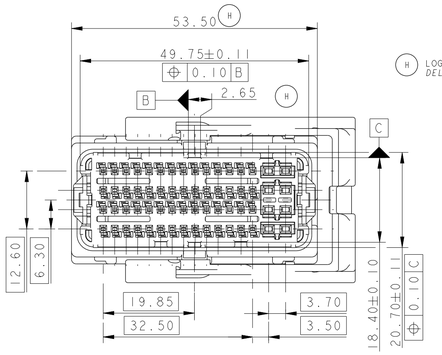

MARQUAGES EN DESSOUS DU LEVIER
(LEVIER ENLEVE POUR CETTE VUE)
MARKING UNDER LEVER COMPONENT
(LEVER REMOVED FOR THIS VIEW)

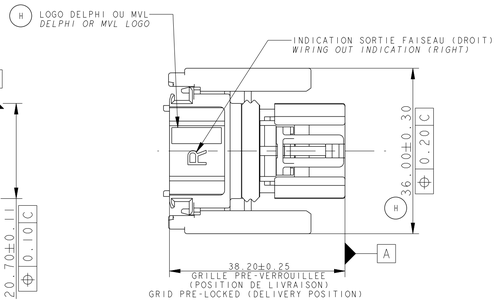

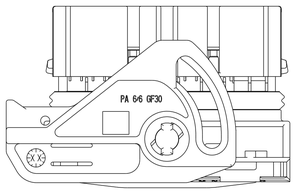

SORTIE FAISCEAU A GAUCHE
LEFT WIRING OUT

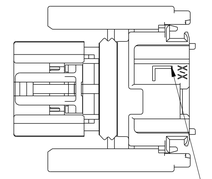

INDICATION SORTIE FAISCEAU (GAUCHE)
WIRING OUT INDICATION (LEFT)

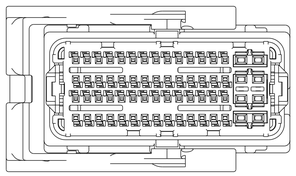

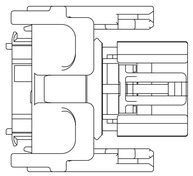

LE LEVIER CACHE LA MAUVAISE
INDICATION DE SORTIE DE FAISCEAU
LEVER HIDE BAD WIRING OUT INDICATION

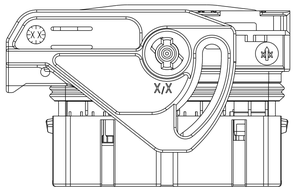

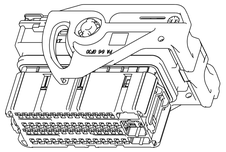

DETAIL ALVEOLES 0.635
DETAIL CAVITIES 0.635

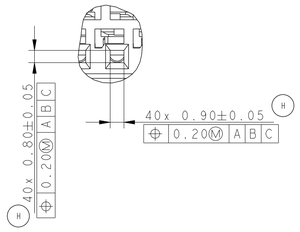

ECHELLE 5:1 / *SCALE* 5:1

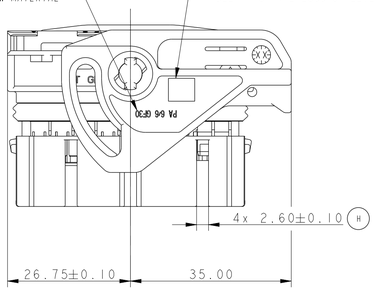

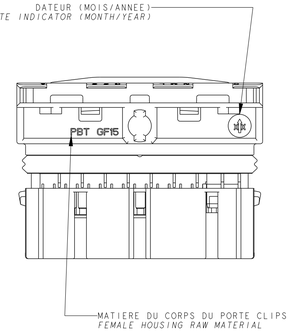

MARQUAGES EN DESSOUS DU LEVIER
(LEVIER ENLEVE POUR CETTE VUE)
MARKING UNDER LEVER COMPONENT
(LEVER REMOVED FOR THIS VIEW)

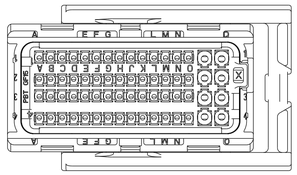

MODULE *MODULE*	PRODUITS ASSOCIES *ASSOCIATED PARTS*					
	CAPOT *COVER*		BOUCHON D'ALVEOLES *CAVITY PLUG*			
			CAVITE 0.635 *0.635 CAVITY*		CAVITE 1.5 *1.5 CAVITY*	
	MVL P/N	DELPHI P/N	MVL P/N	DELPHI P/N	MVL P/N	DELPHI P/N
64 VOIES *64 WAY*	PP10001526	13648597	PP10001485	13768626	PP10001486	13826722

SPECIFICATION DE CONDITIONNEMENT *PACKAGING SPECIFICATION*
FE PA 06 013

CAHIER DES CHARGES *SPECIFICATION*
NF R 13-462 FE PS 07 023

MISE EN OEUVRE APPLICATION SPECIFICATION
DOSSIER DE PRECONISATION : PU 087 *USER'S MANUAL: PU 087*

H ∅ DE FILS MINI ET MAXI ADMISSIBLE POUR GARANTIR L'ETANCHEITE DU PRODUIT
SUITABLE MIN. AND MAX. WIRES ∅ TO GUARANTEE THE WATER TIGHTNESS OF THE PRODUCT

TYPE DE CONTACT *TERMINAL SIZE*		REFERENCE MVL *MVL PART NUMBER*	REFERENCE DELPHI *DELPHI PART NUMBER*	JOINT TUBE SUR FIL *WIRE TUBE*		Ø MINI *MINIMUM Ø*	Ø MAXI *MAXIMUM Ø*
				REFERENCE MVL *MVL PART NUMBER*	REFERENCE DELPHI *DELPHI PART NUMBER*		
GTS1 0.635	0.35mm²	PP10001619	13955989	-	-	1.30	1.50
	0.50mm²	PP10000489	13648598	-	-	1.40	1.70
GTS2 1.5	0.50mm² - 0.85mm²	PP10001482	13712871	F418400	13779855	2.00	2.20
	1.00mm² - 1.30mm²	PP10001483	13741954	F418400	13779855	2.10	2.40
	1.40mm² - 2.00mm²	PP10001484	13749482	-	-	2.30	2.80

NOMENCLATURE
PARTS LIST

CODAGE : EN ACCORD AVEC LA SPECIFICATION NF R 13-462
CODING : IN ACCORDANCE WITH NF R 13-462 SPECIFICATION

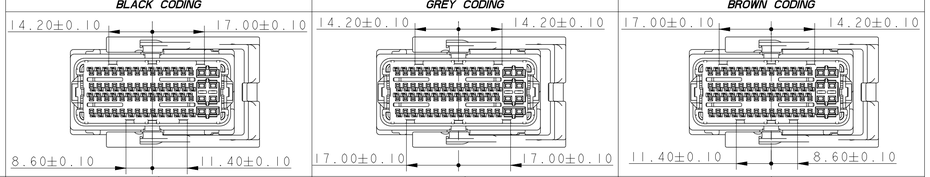

		SORTIE FAISEAU *WIRING OUT*			GAUCHE *LEFT*	DROITE *RIGHT*	GAUCHE *LEFT*	DROITE *RIGHT*	GAUCHE *LEFT*	DROITE *RIGHT*
		H REFERENCE DELPHI *DELPHI PART NUMBER*			13722628	13648596	33500503	33500504	33500505	33500506
		H DELPHI INDICE *DELPHI REVISION*			01	01	01	01	01	01
		REFERENCE MVL *MVL PART NUMBER*			PP10001500	PP10001501	PP10001502	PP10001503	PP10001504	PP10001505
		MVL INDICE *MVL REVISION*			C	C	C	C	C	C
6	GROMMET *MATE SEAL*	SILICONE *SILICON*	GRIS *GREY*	C603200	C	I	I	I	I	I
5	JOINT INTERFACIAL *MATING SEAL*	SILICONE *SILICON*	INCOLORE *CRISTAL*	PP10000429	A	I	I	I	I	I
4	LEVIER *LEVER*	PA66 GF 30	NOIR *BLACK*	PP10000417	A	I	I	I	I	I
3	GRILLE ARRIERE ETANCHE *SEALED REAR GRID*	PBT GF 15	GRIS *GREY*	F403200	C	I	I	I	I	I
2	GRILLE AVANT *FRONT GRID*	PBT GF 15	NOIR *BLACK*	PP10000411	A	I	NA	NA	NA	NA
2	GRILLE AVANT *FRONT GRID*	PBT GF 15	GRIS *GREY*	PP10000412	A	NA	I	I	NA	NA
2	GRILLE AVANT *FRONT GRID*	PBT GF 15	MARRON *BROWN*	PP10000472	A	NA	NA	NA	I	I
1	ISOLANT PORTE-CLIPS *FEMALE HOUSING*	PBT GF 15	NOIR *BLACK*	F503200	C	I	I	I	I	I
REP.	*DESIGNATION*	MATIERE *MATERIAL*	COULEUR *COLOUR*	REF MVL *MVL P/N*	INDICE *REVISION*	QTE *QTY*				

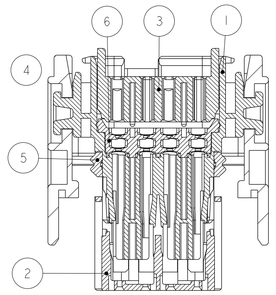

PRINCIPALES PROPRIETES MECANIQUES *MAIN MECHANICAL PROPERTIES*	CT 0.635	CT 1.5
FORCE D'INSERTION D'UN CONTACT *TERMINAL INSERTION FORCE*	10N MAXI	12N MAXI
EFFORT DE POLARISATION D'UN CONTACT A 90° ET 180° *TERMINAL POLARISATION FORCE AT 90° AND 180°*	24 MINI	30 MINI
EFFORT DE RETENTION AVEC DV *RETENTION FORCE WITH SECONDARY LOCK*	80N MINI	100N MINI
EFFORT SUR LE LEVIER D'ACCOUPLEMENT PC/PL *MATING FORCE ON THE SLIDER DEVICE*	65N MAXI	
EFFORT SUR LE LEVIER DE DESACCOUPLEMENT PC/PL *UNMATING FORCE ON THE SLIDER DEVICE*	65N MAXI	
EFFICACITE DE VERROUILLAGE *FULL ENGAGED EFFICIENCY*	200N MINI	
CLASSE DE TEMPERATURE *OPERATING TEMPERATURE*	-40°C / +125°C	
CLASSE DE VIBRATIONS *VIBRATION CLASS*	15 g	
CLASSE D'ETANCHEITE SEALING CLASS	±0.5 Bar IPX9K H	

ECN NO. *NUMERO ECN*	POSITION *POSITION*	CHANGE DESCRIPTION *MODIFICATION*
-	-	-
	-	-
	-	-
	-	DELPHI P/N ADDED
	-	REVIEW OF TOLERANCES TO BE ACCORDANCE WITH OTHER CUSTOMER DRAWINGS

PRODUCT SPEC. *SPECIF. PRODUIT*: -
PACKAGING SPEC. *SPECIF. EMBALLAGE*: -
APPLICATION SPEC. *SPECIF. APPLICATION*: -

COPYRIGHT DELPHI CORPORATION AND/OR ITS AFFILIATES. ALL RIGHTS RESERVED. REVISED
THIS DRAWING IS THE PROPERTY OF DELPHI CORPORATION AND CONTAINS DELPHI CONFIDENTIAL INFORMATION. THE REPRODUCTION, DISTRIBUTION AND UTILIZATION OF THIS DOCUMENT OR ITS RELATED CAD WITH DATA, AS WELL AS COMMUNICATION OF ANY CONTENT TO OTHERS, WITHOUT EXPRESS AUTHORIZATION, IS PROHIBITED.
CE PLAN EST LA PROPRIETE DE DELPHI CORPORATION ET CONTIENT DES INFORMATIONS DELPHI CONFIDENTIELLES. LA REPRODUCTION, LA DISTRIBUTION ET L'UTILISATION DU DOCUMENT OU DE SES DONNEES INTERMETIRES CAD, AINSI QUE LA COMMUNICATION DE TOUT CONTENU A AUTRUI, SANS AUTORISATION EXPRESSE, EST INTERDITE.

TOLERANCES *TOLERANCES*: ±0.2 ±2°
COUNTERPART N° *CONTRE PARTIE N°*: -
DO NOT MEASURE DRAWING *NE PAS PRENDRE DE COTES*: -
MATERIAL : *MATIERE* : SEE TABLE
COLOUR : *COULEUR* : SEE TABLE
SURFACE FINISH *ETAT DE SURFACE*: -
TOOL NO. *OUTIL N°*: -
ECO Loc. Code *CODE B.E.*: FE

DELPHI
DELPHI PACKARD ELECTRICAL/ELECTRONIC ARCHITECTURE
EPERNON, FRANCE
ISO PROJECTION *PROJECTION ISO*
DIMENSION IN MILLIMETERS *DIMENSIONS EN MILLIMETRES*
CAD SYSTEM: pro / eng.
DWG SIZE *FORMAT*: A1

	DATE	NAME *NOM*
CREATED BY *CREE PAR*	2006/12/14	F.CHAZOTTES
MODIFIED BY *MODIF. PAR*	2014/10/06	S.LACOTTE
CHECKED BY *VERIF. PAR*	2014/10/06	L.DOMERGUE
APPROVED BY *APPR. PAR*	2014/10/06	Pascal MENARD

TITLE *DESIGNATION*: CMC 64W
PROJECT *PROJET*: CMC PROJECT
ESR NO. *NUMERO ESR*: -
CAT. NO. *NUMERO CAT*: -
FILE NAME *NOM DE FICHIER*: PCC0423536
DOCUMENT UNDER PDS CONTROL *DOCUMENT GERE SOUS P.D.S.*
NO MODIFICATION ALLOWED OUTSIDE *PAS DE MODIFICATION EN DEHORS*

DRAWING NUMBER *REF. PLAN*: PCC0423536
REV. *IND.*: H
STATE *ETAT*: SERIAL RELEASED
PART NUMBER *REF. ARTICLE*: See Table
REV. *IND.*: -
APPROVAL LEVEL *NIV. D'APPROBATION*: -
SHEET *FEUILLE*: 1 of 1 *sur* 1
SCALE *ECH.*: 1:1

EUR C04.112 F29