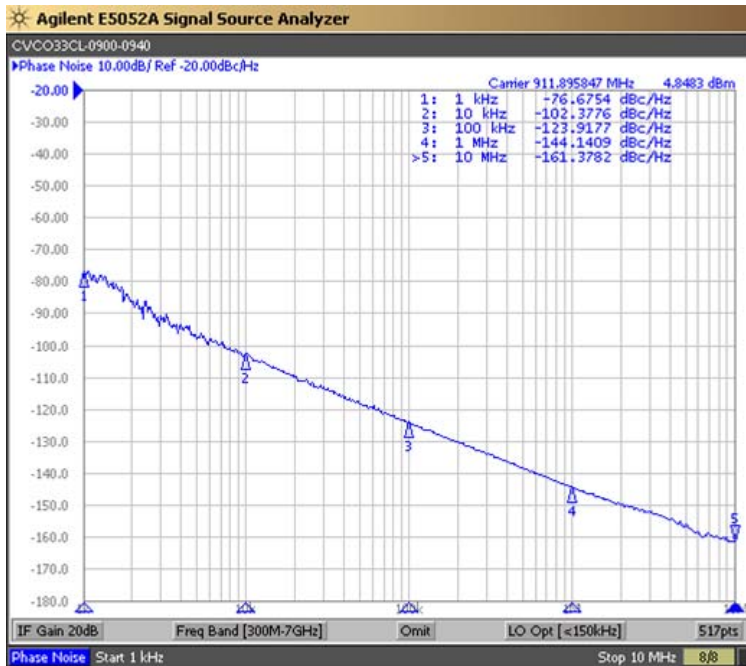


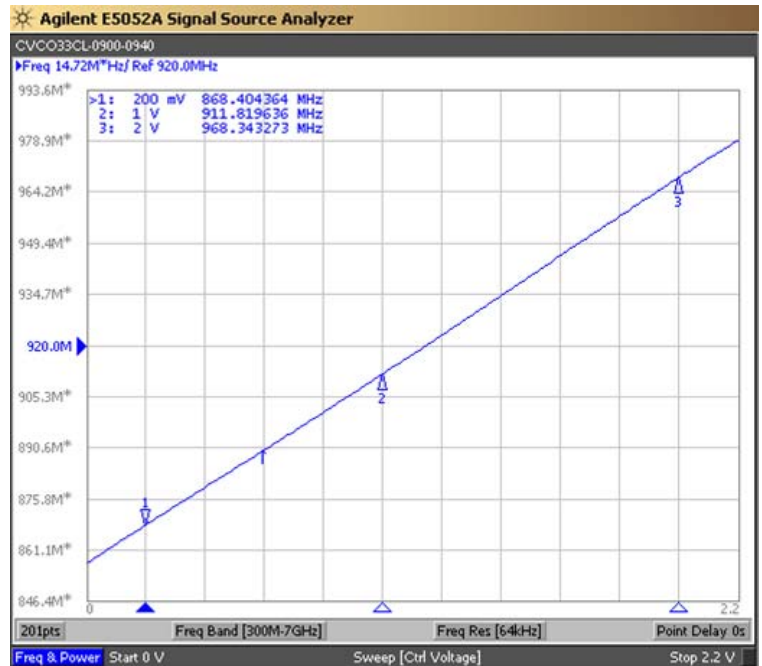


PERFORMANCE SPECIFICATION	MIN	TYP	MAX	UNITS
Lower Frequency:			900	MHz
Upper Frequency:	940			MHz
Tuning Voltage:	0.2		2.0	VDC
Supply Voltage:	2.85	3.0	3.15	VDC
Output Power:	+1.0	+3.0	+5.0	dBm
Supply Current:			20	mA
Harmonic Suppression (2 <sup>nd</sup> Harmonic):			-10	dBc
Pushing:			1.0	MHz/V
Pulling, all Phases:			8.0	MHz pk-pk
Tuning Sensitivity:	25			MHz/V
Phase Noise @ 10kHz offset:		-104		dBc/Hz
Phase Noise @ 100kHz offset:		-124		dBc/Hz
Load Impedance:		50		$\Omega$
Input Capacitance:			22	pF
Operating Temperature Range:	-40		+85	$^{\circ}$ C
Storage Temperature Range:	-45		+90	$^{\circ}$ C

Phase Noise (1 Hz BW, Typical)



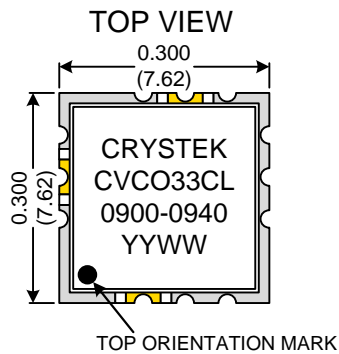
Tuning Curve (Typical)



**Product Control:**

Crystek Part Number:	CVCO33CL-0900-0940	Release Date:	01-Dec-2014
Revision Level:	C	Responsible:	C. Vales

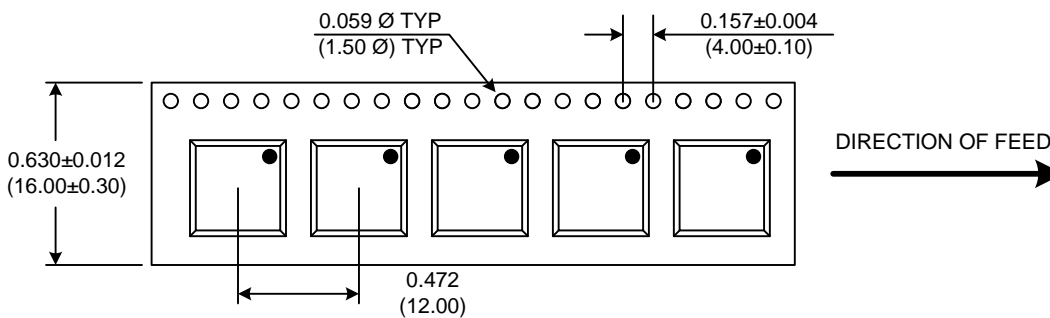




Pad	Connection
1	Vt
8	RF-OUTPUT
11	Vcc
Others	GROUND

- Unless otherwise specified, Dimensions are in:  $\frac{IN}{(mm)}$
- Pad Location Dimensions are in: Inches

**TAPE AND REEL**



Drawing not to scale

**Product Control:**

Crystek Part Number:	CVCO33CL-0900-0940	Release Date:	01-Dec-2014
Revision Level:	C	Responsible:	C. Vales

Specification is subject to change without notice

