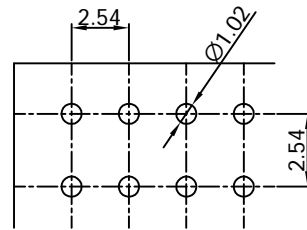
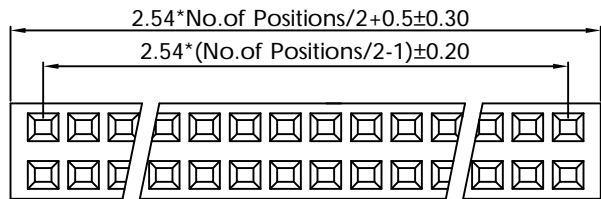
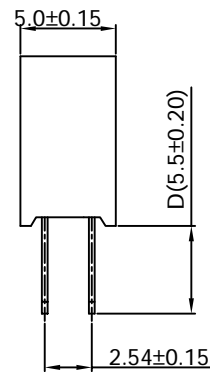
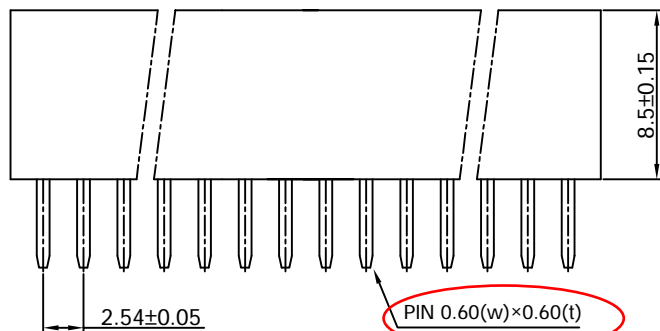


環保物料專用

RoHS compliant



P.C.B. Hole Layout



SPECIFICATIONS

- Current Rating :3 Amp
  - Insulator Resistance :5000 Megohms Min.
  - Contact Resistance :20 m ohms max.
  - Dielectric Withstanding :AC 1000 V
  - Operating Temperature :-40°C ~ +105°C
  - Contact Material :Phosphor Bronze
  - Insulator Material :Polyester, UL 94V-0
  - Standard :P.B.T
  - Finish :Tin, Gold or Duplex Plated
  - Standard :Gold Flash all over
- Note:  
Duplex plating: Gold Plated on contact area, Tin on Solder area

Ordering Information

F201-SGP-D055-XX

S: Straight Type

G: Gold Flash  
D: Gold/Tin Plated  
T: Tin Plated

(04 TO 80 Contacts)



DESCRIPTION(內容):  
2.54mm Female Header 180°

DRAWN(製圖):  
*Tom Liu*

CHECKED(確認):  
*Jack Wu*

APPROVAL(核准):  
*Kane He*

GENERAL TOLERANCE	
LINEAR	ANGLES
X.: ±0.30	X°: ±5.0°
X.X: ±0.20	X.X°: ±3.0°
X.XX: ±0.15	X.XX°: ±2.0°
X.XXX: ±0.10	X.XXX°: ±1.0°

REV: A/1  
UNIT: mm  
SHEET: 1/1

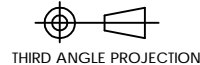
REV: 1, 2, 3, 4

DESCRIPTION: ORIGINAL, Modify Terminal SPEC

DATE: Aug-04-2018, OCT-25-2018

A4

SCALE(比例): 1:XX



PART NO: F201-SGP-D055-XX  
DWG NO(圖號): KWRD180804-015

A

B

C

D

E