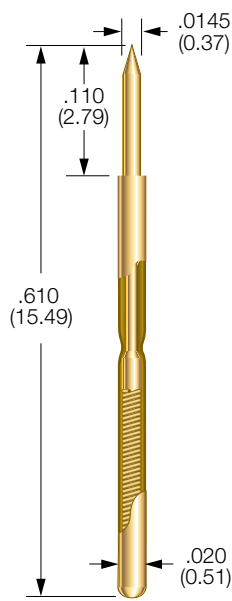
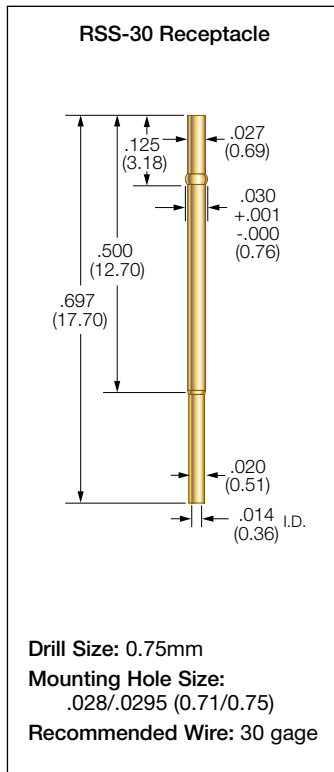


.039 Centers - Size 30 Series SS

SS-30 Probe



PROBE SPECIFICATIONS

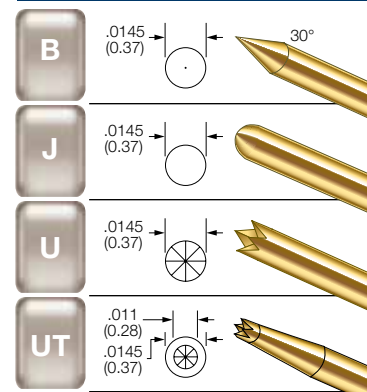
Minimum Centers: .039 (0.99)
Current Rating: 3 amps continuous
Spring Force: 1.3 or 1.6 oz. @ .067 (1.70) travel
Typical Resistance: < 40 mΩ
Maximum Travel: .100 (2.54)
Working Travel: .067 (1.70)

Rated Force oz. (g)	Preload oz. (g)	Material
1.3 (37)	0.5 (14)	SS
1.6 (45)	0.5 (14)	MW

MATERIALS

Barrel: Nickel/silver, preplated gold
Spring: Stainless steel or music wire, gold plated
Plunger: Beryllium copper, gold plated over nickel or Duralloy™
Receptacle: Nickel/silver, preplated gold

BeCu PLUNGER TIPS



RECEPTACLE OPTIONS

Part Number	Style	Receptacle Length	Probe/Receptacle Combined Length	Comments
R-SS-30-CR	Crimp	0.697 (17.70)	0.807 (20.50)	-
R-SS-30-SC	Solder Cup	0.697 (17.70)	0.807 (20.50)	-
R-SS-30-PS	Preattached Wire*	0.697 (17.70)	0.807 (20.50)	30 gage, vacuum sealed

HOW TO ORDER: SPRING CONTACT PROBE

SS

SERIES

30

SIZE

B

TIP STYLE

1.3

SPRING FORCE

G

PLATING OPTIONS

SPRING FORCE:
 1.3 oz. @ .067 (1.70) TRAVEL
 1.6 oz. @ .067 (1.70) TRAVEL

PLATING OPTIONS:
G: GOLD PLATED PLUNGER
D: DURALLOY™ PLATED PLUNGER

CRIMPING PLIERS: CPSS30
INSERTION TOOL: RTSS30

RECEPTACLE

R-SS

SERIES

30

SIZE

CR

TERMINATIONS

TERMINATIONS:
CR: CRIMP
SC: SOLDER CUP
PS: PREATTACHED WIRE*

* UNLESS OTHERWISE SPECIFIED, WIRE LENGTH 36" WITH A 1" SEMI-STRIP. 12" & 36" STANDARD.

VIEW UPDATES OF THIS INFORMATION AT WWW.IDINET.COM

Specifications subject to change without notice. Dimensions in inches (millimeters)

