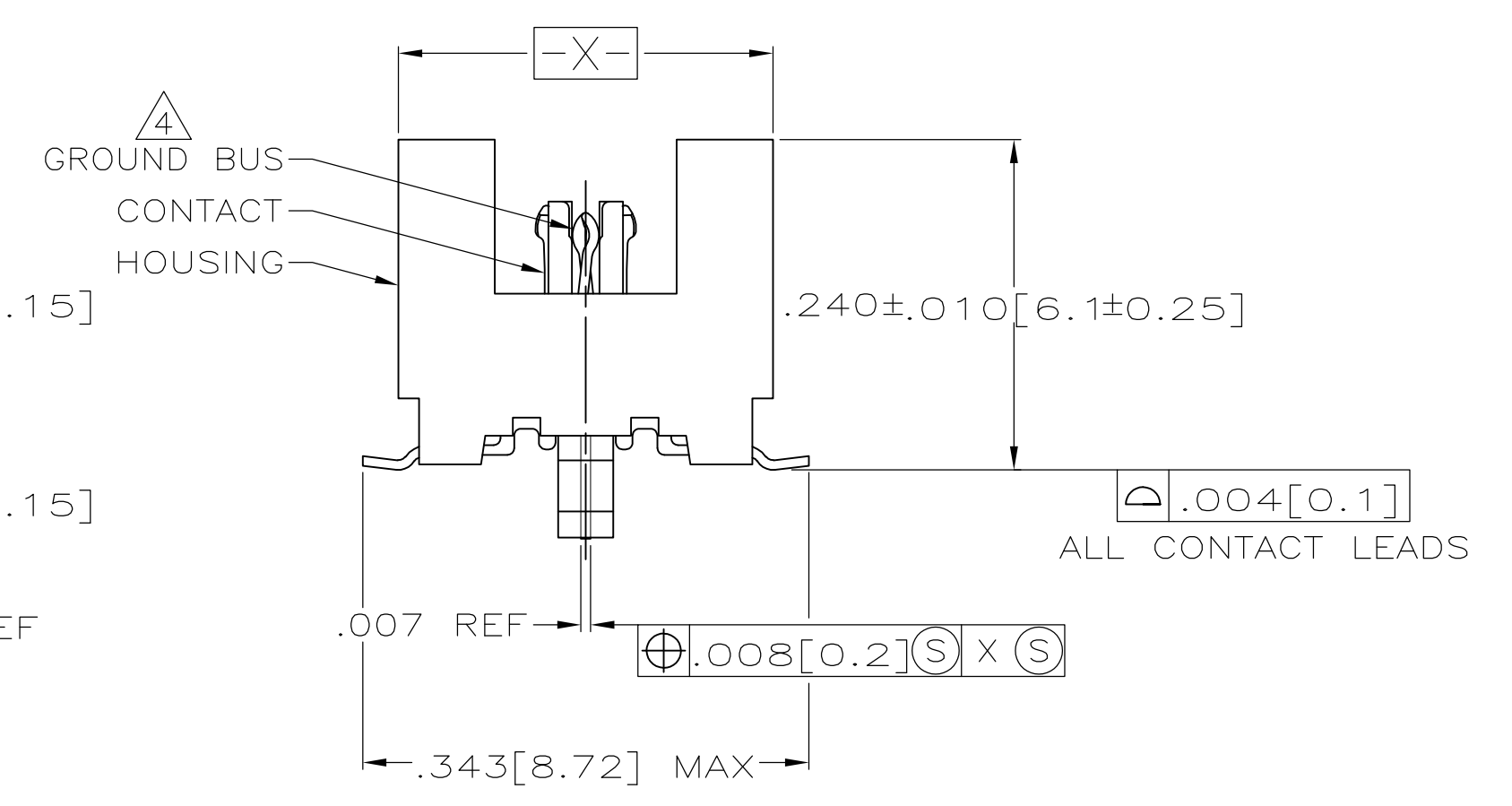
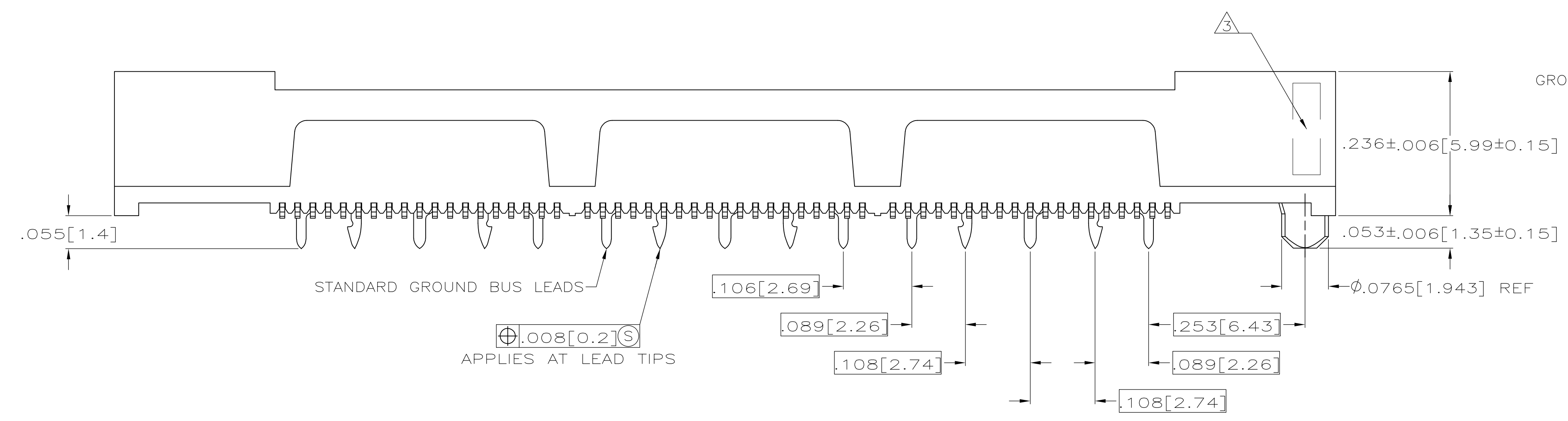


- $\triangle 1$ HOUSING: LIQUID CRYSTAL POLYMER, COLOR BLACK.
CONTACTS: HIGH RELIABILITY COPPER ALLOY.
GROUND BUSES: PHOSPHOR BRONZE ALLOY, UNS C51100.
- $\triangle 2$ CONTACTS & GROUND BUSES: NICKEL UNDERPLATE ALL OVER, MATING SURFACE PLATED TO MEET LEVEL 1 PERFORMANCE REQUIREMENTS OF TE PRODUCT SPECIFICATION 108-1422, SOLDER TAILS PLATED TIN-LEAD.
- $\triangle 3$ DATE CODE MARKED IN AREA INDICATED ON SIDE OPPOSITE POSITION #1.
- $\triangle 4$ ONE GROUND BUS WITH 5 TAILS PER EACH MODULE.
- $\triangle 5$ TOLERANCE NON-ACCUMULATIVE.
- $\triangle 6$ FOR STANDARD APPLICATIONS, ORIENTATION HOLE TO BE $\phi .094 \pm .002 [2.39 \pm 0.05]$.
FOR SLIP-FIT APPLICATIONS, ORIENTATION HOLE TO BE $\phi .079 \pm .001 [2.00 \pm 0.03]$.
- $\triangle 7$ CONNECTORS PACKAGED ON 13 INCH DIA REELS PER EIA 481.
- $\triangle 8$ NOT RELEASED FOR PRODUCTION.



SEE SHEET 2 FOR RECOMMENDED PC BOARD LAYOUT AND PACKAGING DETAIL

$\triangle 8$	YES	4.724 [120]	3.000 [76.2]	6	3.450 [87.63]	3.900 [99.06]	4.000 [101.6]	266	1-767096-4
	YES	4.094 [104]	2.500 [63.5]	5	2.950 [74.93]	3.400 [86.36]	3.500 [88.9]	228	1-767096-3
	YES	3.465 [88]	2.000 [50.8]	4	2.450 [62.23]	2.900 [73.66]	3.000 [76.2]	190	1-767096-2
	YES	3.465 [88]	1.500 [38.1]	3	1.950 [49.53]	2.400 [60.96]	2.500 [63.5]	152	1-767096-1
	YES	2.835 [72]	1.000 [25.4]	2	1.450 [36.83]	1.900 [48.26]	2.000 [50.8]	114	1-767096-0
	YES	2.205 [56]	.500 [12.7]	1	.950 [24.13]	1.400 [35.56]	1.500 [38.1]	76	767096-9
	YES	1.732 [44]	.000 [0]	0	.450 [11.43]	.900 [22.86]	1.000 [25.4]	38	767096-8
$\triangle 8$	NO	4.724 [120]	3.000 [76.2]	6	3.450 [87.63]	3.900 [99.06]	4.000 [101.6]	266	767096-7
$\triangle 8$	NO	4.094 [104]	2.500 [63.5]	5	2.950 [74.93]	3.400 [86.36]	3.500 [88.9]	228	767096-6
	NO	3.465 [88]	2.000 [50.8]	4	2.450 [62.23]	2.900 [73.66]	3.000 [76.2]	190	767096-5
	NO	3.465 [88]	1.500 [38.1]	3	1.950 [49.53]	2.400 [60.96]	2.500 [63.5]	152	767096-4
	NO	2.835 [72]	1.000 [25.4]	2	1.450 [36.83]	1.900 [48.26]	2.000 [50.8]	114	767096-3
	NO	2.205 [56]	.500 [12.7]	1	.950 [24.13]	1.400 [35.56]	1.500 [38.1]	76	767096-2
	NO	1.732 [44]	.000 [0]	0	.450 [11.43]	.900 [22.86]	1.000 [25.4]	38	767096-1
	VACUUM COVER INCLUDED	F	E	D	C	B	A	NO OF POS	PART NUMBER

THIS DRAWING IS A CONTROLLED DOCUMENT.

DIMENSIONS: INCHES

TOLERANCES UNLESS OTHERWISE SPECIFIED:

0 PLC	\pm	-
1 PLC	\pm	-
2 PLC	\pm	-
3 PLC	\pm	.005(0.13)
4 PLC	\pm	-
ANGLES	\pm	-

MATERIAL: $\triangle 1$ FINISH: $\triangle 2$

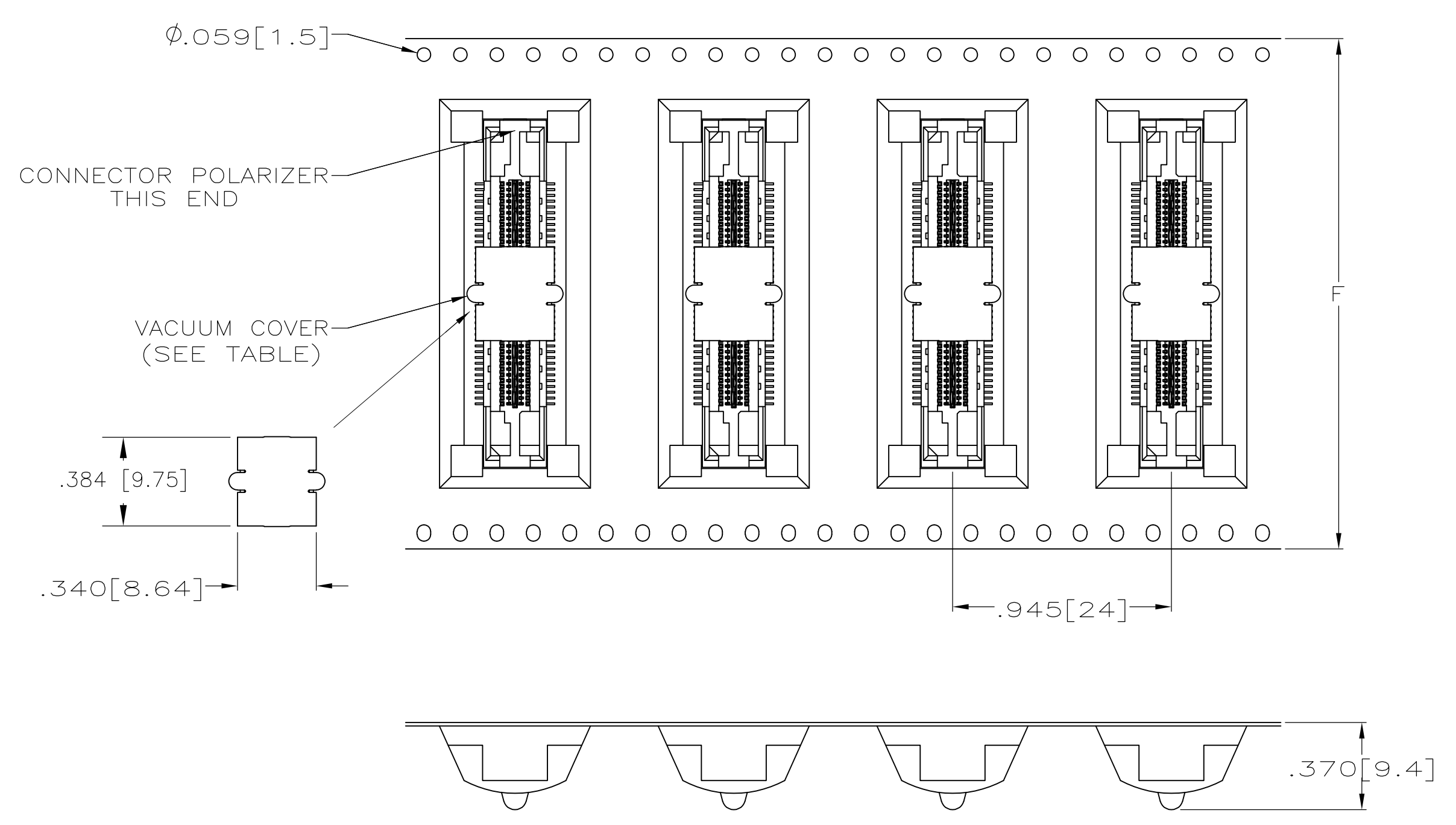
APPROVED: J. GERACE 4-9-98
 S. STRICKLER 4-9-98
 A. MONK 4-9-98

TYCO ELECTRONICS CORPORATION
 HARRISBURG, PA 17105-3608

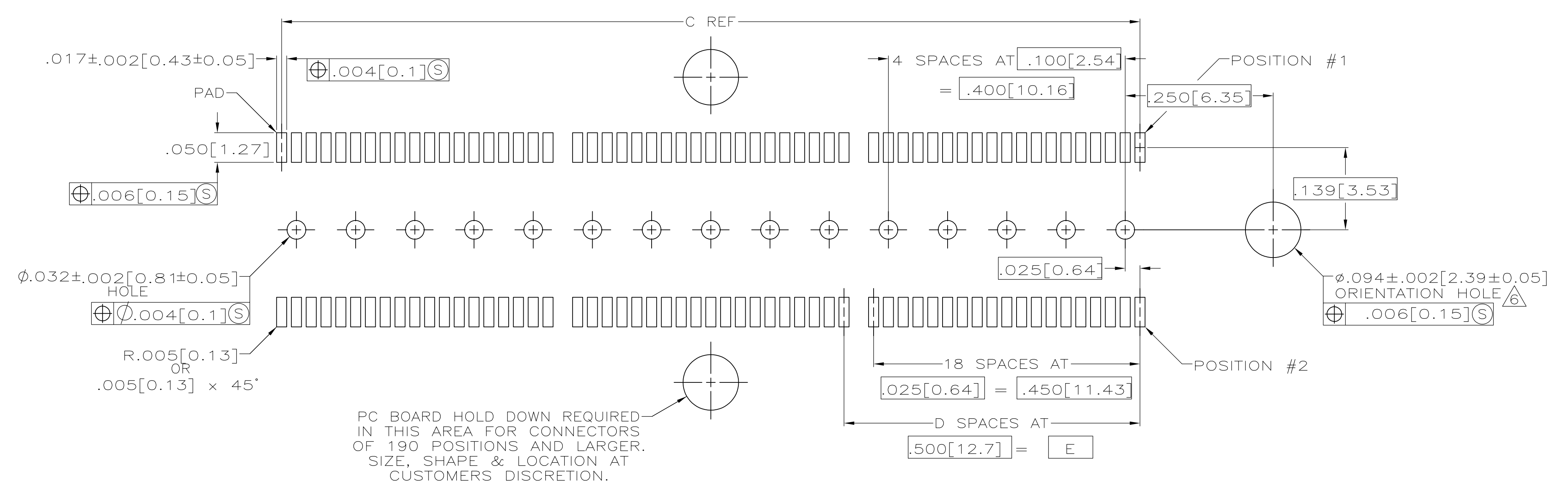
RECEPTACLE ASSEMBLY, VERTICAL,
 .025[0.64]CL, GULL WING LEADS,
 POCKET TAPE PACKAGED, MICTOR

SIZE: A1
 WEIGHT: -
 CUSTOMER DRAWING

SCALE: 8:1 SHEET 1 OF 2 REV H1



PACKAGING DETAIL Δ
 SCALE 2:1
 DIMENSIONS ARE FOR REFERENCE



RECOMMENDED PC BOARD LAYOUT
 (VIEWED FROM CONNECTOR SIDE)

THIS DRAWING IS A CONTROLLED DOCUMENT.		DIN	J. GERACE	12-22-98	Tyco Electronics Corporation Harrisburg, PA 17105-3608
		CHK	S. STRICKLER	12-22-98	
DIMENSIONS:	TOLERANCES UNLESS OTHERWISE SPECIFIED:	APVD	A. MONK	12-22-98	NAME
INCHES	0. PLC ± - 1. PLC ± - 2. PLC ± - 3. PLC ± .005(0.13) 4. PLC ± - ANGLES ± -	PRODUCT SPEC			RECEPTACLE ASSEMBLY, VERTICAL, .025[0.64]CL, GULL WING LEADS, POCKET TAPE PACKAGED, MICTOR
MATERIAL	FINISH	APPLICATION SPEC			SIZE
		WEIGHT			A1
		CUSTOMER DRAWING			SCALE
					8:1
					SHEET
					2
					OF
					2
					REV
					H1