



SFP 2xN

Amphenol's SFP interconnect system consists of a 20-position connector enclosed in a metal cage mounted to a host PCB.


Amphenol's stacked SFP combos are rated up to 6 Gbps. The connector accepts multiple transceivers per INF-8074i and combines, transmits, and receives functions in a low cost, compact, and flexible format. The cages have a two-piece construction with enhanced transceiver mating tabs available in a press-fit version or a solder tail version. Longer and shorter pins are available as custom options. Stacked versions (2xN) consist of a 2-row cage with integrated 2-row connectors.



UE78-B8126-00321



UE78-L1126-00321



UE78-B2127-00321

Specification Highlights

The interconnect system is comprised of a cage assembly which is used with 20-position SFP connectors complying with MSA Agreement INF-8074i.

General Characteristics

- RoHS Compliant
- Industry Standard Footprint
- Industry Standard EIA-364

Mechanical Characteristics

- Accepts Multiple Transceivers per INF-8074i
- Compliant Press-Fit Pins or Solder Tails (1x1 Cages)
- Durability: 250 Mating Cycles min

Electrical Characteristics

- Hot Swappable
- Operating Voltage: 3.3 V
- Operating Current: 0.5 A
- Differential Impedance: 100 Ω +/- 10 Ω
- DWV: 300 V AC
- Insulation Resistance: 1000 M Ω min
- Contact Resistance: 70 m Ω max
- Spring Fingers for Superior EMI Grounding

Packaging

- Tape and Reel Packaging: Connector or Cage
- Tray Packaging: Cage of all Sizes
- Bulk Packaging: Dust Cover

Materials

- Cage
 - o Base Material: Copper Alloy
 - o Plating: Nickel or Tin
 - o Light Pipe: Optical Grade Polycarbonate
 - o Heat Sink: Aluminum Alloy
 - o Heat Sink Clip: Stainless Steel
 - o Dust Cover: Thermoplastic
 - o EMI Ground Tabs: Stainless Steel
- Connector
 - o Contact Base Material: Copper Alloy
 - o Contact Plating: Gold on Mating Area, Gold or Matte Tin on Termination
 - o Housings: Glass Reinforced, Lead-Free Solder Reflow Process Compatible Thermoplastic, UL94V-0 Rated

Temperature Rating

- Operating Temperature: -55°C to +85°C
- Storage Temperature: -55°C to +105°C

Configurations (Rows x Ports per Row)

- | | |
|-------|-------|
| • 2x1 | • 2x2 |
| • 2x4 | • 2x5 |
| • 2x6 | • 2x8 |

Options

- Dust Cover
- Light Pipe
- Heat Sink (Standard Fin for Final Cage Combo)
- Enhanced EMI Performance Cage



UE86-K2127-10321



UE78-B4127-00321

Ordering Information

SFP 2xN Combo (Cage / Connector)

UEXX - XX - X2 - X - X - X - X - X - X - 1

UEXX SERIES DESIGNATION
 UE78 - Standard SFP Cage and Connector (RoHS)
 UE86 - Standard SFP Cage and Connector with Light Pipes (RoHS)

X STYLE
 B - Stacked Connector and Cage Combo (UE78 Series)
 D - 2xN, Small Light Pipe Openings (UE86 Series)
 K - 2xN, Large Light Pipe Openings (UE86 Series)
 L - 2xN, Low Profile Combo (No Light Pipe) (UE78 Series)

X NUMBER OF PORTS IN ROW
 1 - 2x1
 2 - 2x2
 4 - 2x4
 5 - 2x5
 6 - 2x6
 8 - 2x8

X EMI SHIELDING
 1 - Standard
 2 - Bottom Mylar Tape, No Mid Ground Pins
 3 - No Mid Ground Pins

2 2 - Standard

PACKAGING 1
 1 - Tray Packaging (Stacked)

PLATING OPTION: CAGE X
 1 - Bright Tin (for Wave Soldering)
 2 - Nickel
 3 - Matte Tin (for SMT Soldering)

PLATING OPTION: CONNECTOR X
 X - Various Options Available
 Consult Sales or Website for Details

DUST COVER OPTION X
 0 - Without Dust Cover
 D - With Dust Cover (Shipped Loose)

HEAT SINK / LIGHT PIPE OPTION X
 0 - No Heat Sink or Light Pipe
 X - Various Options Available
 Consult Sales or Website for Details

PCB MOUNTING OPTION X
 7 - Standard
 X - Various Customer Specific Options Available
 Consult Sales or Website for Details

