



### 900 TO 928 MHz OPERATION

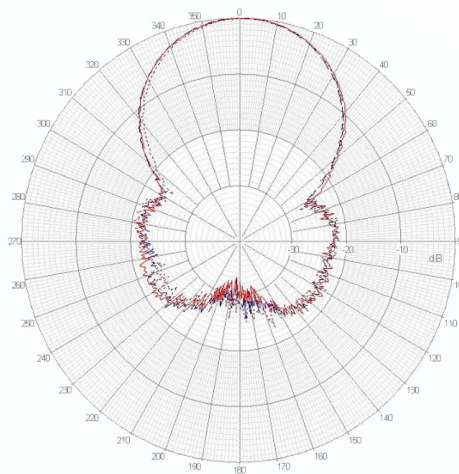
The RooTenna® panel antenna offered by Laird Technologies is designed to allow integration of the customers' radio equipment inside the weatherproof compartment. The radio compartment is big enough to house transceivers, amplifiers, and other electronic equipment. The unit is complete with a removable customer mounting plate for mounting of customer electronics and an RJ45 passthru ethernet feedthru. The housing is UV stabilized ABS plastic. The backplate is alodine coated aluminum with stainless steel fasteners. All bracket fasteners are stainless steel for corrosion protection.

### FEATURES

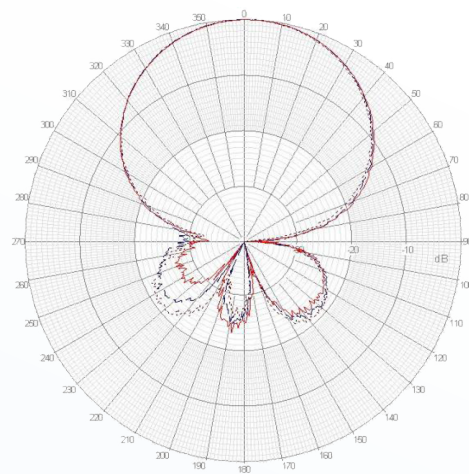
- Low Profile 12 dBi antenna gain
- Includes ethernet feedthru with RJ45 passthru and removable customer mounting plate
- Low heat absorption white UV protected housing
- Vertical or horizontal polarization, beamwidth 45°
- Available with RPSMA, RPTNC, MC Card, MMCX, RPMCCX, and U.FL antenna connector

### MARKETS

- Integrated radio/antenna units
- WISP CPE equipment
- Amplified antennas
- Non-Line of sight
- WiMAX



*R2T9-12 H-Plane*



*R2T9-12 E-Plane*

**global solutions: local support.™**

Americas: +1.847.839.6907  
IAS-AmericasEastSales@lairdtech.com

Europe: +1.32.80.7866.12  
IAS-EUSales@lairdtech.com

Asia: +1.65.6.243.8022  
IAS-AsiaSales@lairdtech.com

[www.lairdtech.com](http://www.lairdtech.com)

PARAMETER	MIN	TYP	MAX	UNITS
Frequency Range	900		928	MHz
VSWR		1.5:1		
Impedance		50		OHM
Input Power			20	W
Operating Temperature	-45		+70	°C
Gain		12		dBi
3db Beam Angle (E-Plane)		50		Deg
3dB Beam Angle (H-Plane)		45		Deg
Front to Back	21			dB
Weight		6 (2.7)		lbs (kg)
Compartment Dim (L x W x H)	16.25 x 14.75 x 1.25 (413 x 375 x 32)			in (mm)
Outside Dim (L x W x H)	18.5 x 16.8 x 2.5 (470 x 427 x 64)			in (mm)

WIND LOADING	100 MPH	125 MPH	100 MPH with ½ in Radial Ice
Force (Lbs)	77.8	121	83

### SYSTEM ORDERING


R2T9-12-XXXX 900-928 MHz 12 dBi high gain RooTenna® compartment antenna

XXXX= connector type

Please specify RSMA, RTNC, MMCX, RMMCX, MC, or UFL when ordering

### NOTES

- All shipments F.O.B. Schaumburg, IL 60173



ANT-DS-R2T9-12 0611

Any information furnished by Laird Technologies, Inc. and its agents is believed to be accurate and reliable. All specifications are subject to change without notice. Responsibility for the use and application of Laird Technologies materials rests with the end user, since Laird Technologies and its agents cannot be aware of all potential uses. Laird Technologies makes no warranties as to the fitness, merchantability or suitability of any Laird Technologies materials or products for any specific or general uses. Laird Technologies shall not be liable for incidental or consequential damages of any kind. All Laird Technologies products are sold pursuant to the Laird Technologies Terms and Conditions of sale in effect from time to time, a copy of which will be furnished upon request. © Copyright 2011 Laird Technologies, Inc. All Rights Reserved. Laird, Laird Technologies, the Laird Technologies Logo, and other marks are trade marks or registered trade marks of Laird Technologies, Inc. or an affiliate company thereof. Other product or service names may be the property of third parties. Nothing herein provides a license under any Laird Technologies or any third party intellectual property rights.