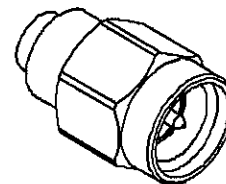
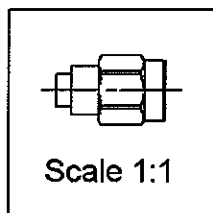
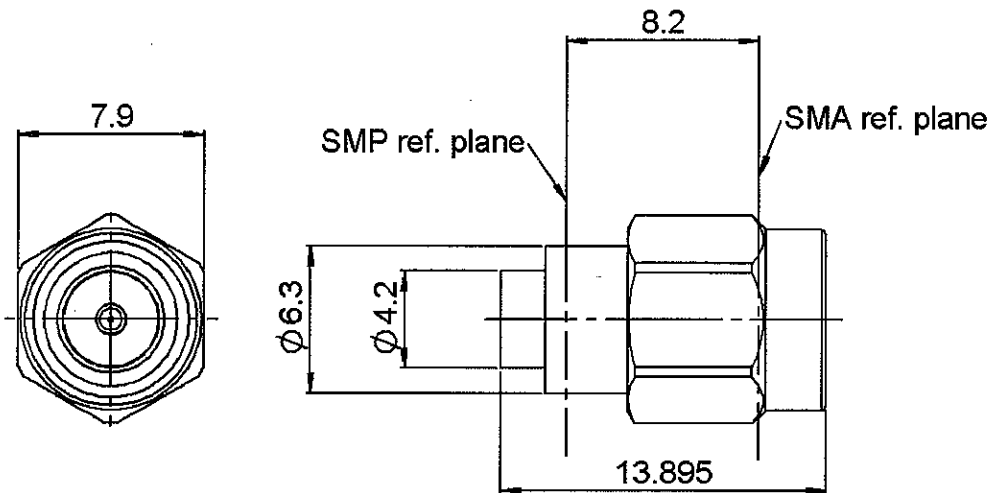


STRAIGHT SMA MALE - SMP MALE ADAPTER

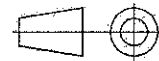
R191.841.001

FULL DETENT

Série : ADAPT



All dimensions are in mm.



COMPONENTS	MATERIALS	PLATINGS (µm)
BODY	STAINLESS STEEL	PASSIVATED .
CENTER CONTACT	BERYLLIUM COPPER	GOLD 1.27 OVER NICKEL 1.27
OUTER CONTACT		
INSULATOR	PTFE	
GASKET	SILICONE	
OTHERS PARTS	BERYLLIUM COPPER	NICKEL .
-	-	-
-	-	-

Issue : 0529 B

In the effort to improve our products, we reserve the rights to make changes judged to be necessary.



STRAIGHT SMA MALE - SMP MALE ADAPTER

R191.841.001

FULL DETENT

Série : ADAPT

PACKAGING

Standard	Unit	Other
100	'W' option	Contact us

SPECIFICATION

ELECTRICAL CHARACTERISTICS

Impedance		50 Ω
Frequency		0-18 GHz
VSWR	1.15 +	0.000 x F(GHz) Maxi
Insertion loss		0.12 √F(GHz) dB Maxi
RF leakage	-(NA - F(GHz)) dB Maxi
Voltage rating		335 Veff Maxi
Dielectric withstanding voltage		500 Veff mini
Insulation resistance		5000 MΩ mini

ENVIRONMENTAL

Operating	-65/+165 °C
Hermetic seal	NA Atm.cm3/s
Panel leakage	NA

MECHANICAL CHARACTERISTICS

Center contact retention		
Axial force – Mating end	27*	N mini
Axial force – Opposite end	6.8**	N mini
Torque	NA	N.cm mini

Recommended torque		
Mating	SMA	110 N.cm
	SMP	0 N.cm
		0 N.cm
Panel nut		N.cm

Mating life	100	Cycles mini
Weight	2.800	g

OTHERS CHARACTERISTICS

- * SMA mating end
- ** SMP mating end

Issue : 0529 B

In the effort to improve our products, we reserve the rights to make changes judged to be necessary.

