

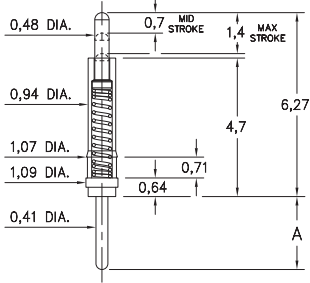
SPRING-LOADED PINS

DISCRETE SPRING-LOADED CONTACTS

0985

0985-X-15-20-71-14-11-0

Standard stroke
Solder mount in 0,49 min. mounting hole

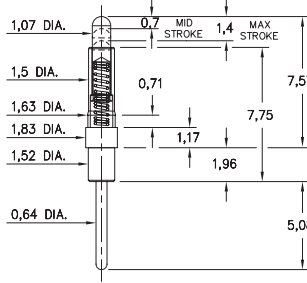


Basic Part Number	Length A
0985-0	2,62
0985-1	3,81
0985-2	4,83

0922

0922-0-15-20-75-14-11-0

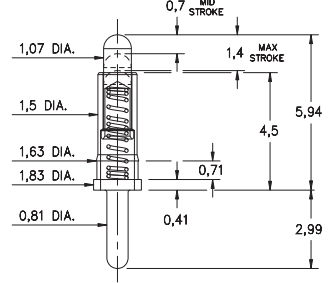
Standard stroke
Solder mount in 0,74 min. mounting hole



0956

0956-0-15-20-75-14-11-0

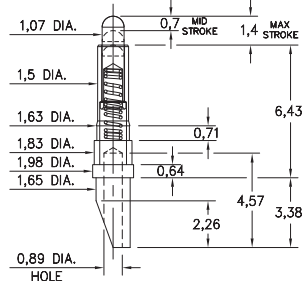
Standard stroke
Solder mount in 0,89 min. mounting hole



0933

0933-0-15-20-75-14-11-0

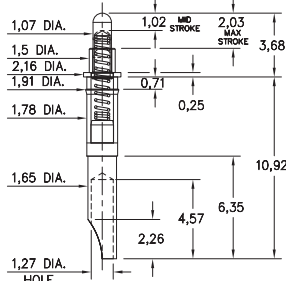
Standard stroke, Soldercup
Accepts wire sizes up to 24 AWG



0973

0973-0-15-20-77-14-11-0

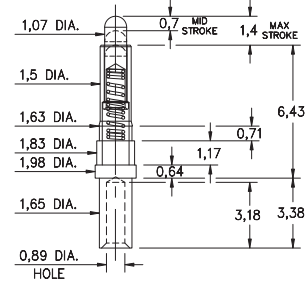
Long stroke, Soldercup
Accepts wire sizes up to 20 AWG



0962

0962-0-15-20-75-14-11-0

Standard stroke, Wire crimp termination
for wire sizes 24 AWG Max. / 28 AWG Min.



Material Specifications:

Sleeve & Plunger Material: Copper Alloy
Spring Material: Beryllium Copper
Sleeve & Plunger Finish: 0,5µm Gold over Nickel
Spring Finish: 0,25µm Gold over Nickel
Dimensions: Millimeters
Tolerances On: Lengths: ± 0,15
 Diameters: ± 0,051
 Angles: ± 2°



Mechanical & Electrical Specifications:

Durability: 1,000,000 cycles
Current Rating: 2A continuous, 3A peak
Contact Resistance: 20 mΩ max.
Environmental Specifications:
Operating temperature range: -55/+125° C
71, 75, 77 Springs are not interchangeable

Order Code: 09XX - X - 15 - 20 - 7X - 14 - 11 - 0

Spring Number

Spring Number	Mid. Stroke	Max. Stroke	Force @ Mid. Stroke	Initial Force (Pre-Load)
71	0,7	1,4	50 g	15 g
75	0,7	1,4	60 g	25 g
77	1,14	2,29	60 g	25 g

