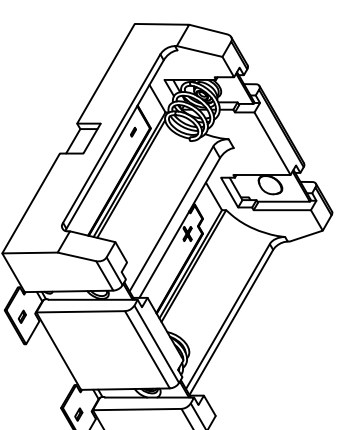
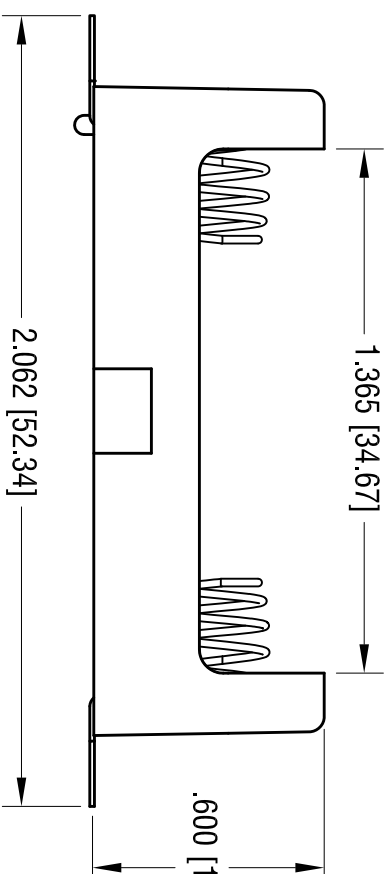
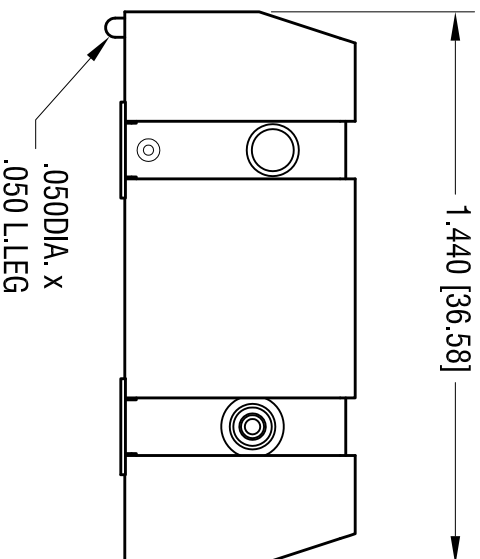
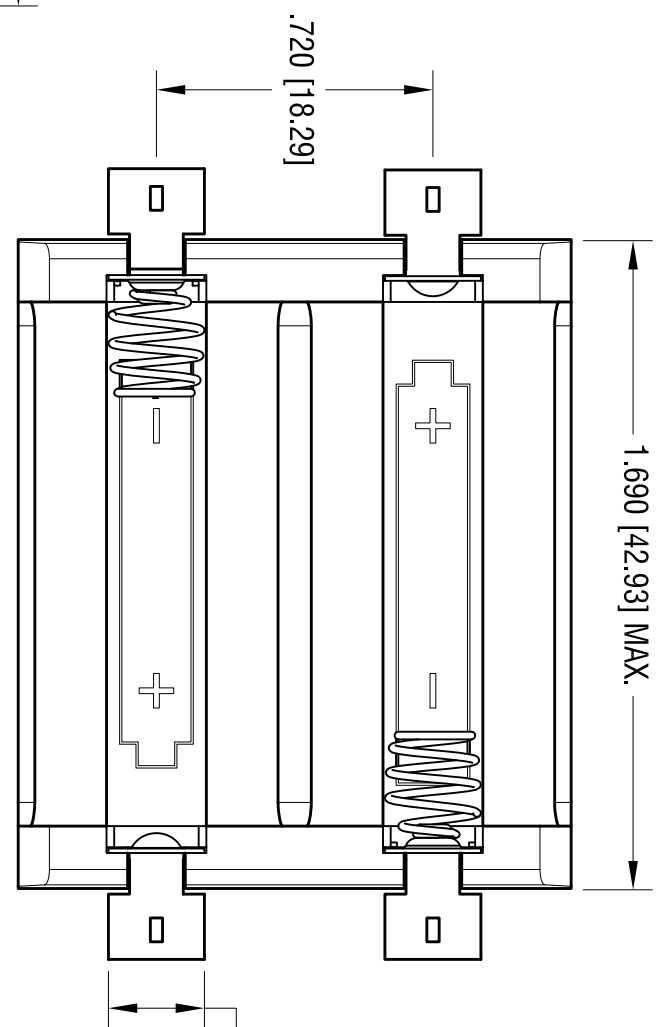
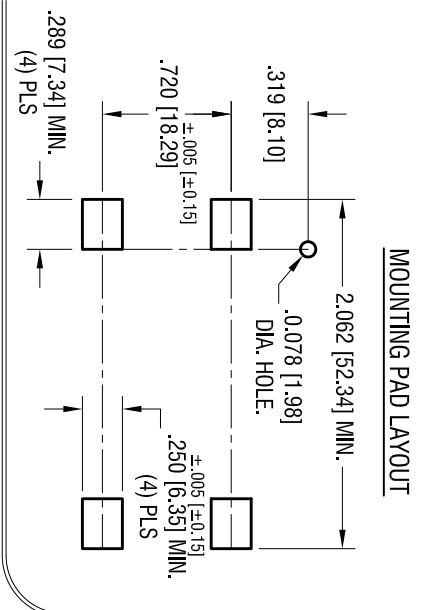


MOUNTING PAD LAYOUT



ACTUAL SIZE

NOTE:

1. BASE:
MATL: HEAT RESISTANCE NYLON (UL94V-0)
STANYL 46 OR EQUIVALENT
2. CONTACT POSITIVE :
MATL: .012 [0.30] THK STAINLESS STEEL
FINISH: GOLD FLASH, OVER NICKEL PLATE.

2. CONTACT NEGATIVE :
BASE MATL: .012 [0.30] THK STAINLESS STEEL
FINISH: GOLD FLASH, OVER NICKEL PLATE.
SPRING: MATL-.020 [0.50] DIA, MUSIC WIRE
SPRING- .020 [0.50] DIA, MUSIC WIRE
FINISH: GOLD FLASH, OVER NICKEL PLATE.

DATE

DESCRIPTION

REV.

KEYSTONE ELECTRONICS CORP.

www.keystone.com • ASTORIA, N.Y. 11105-2017 • Tel (718) 956-8900

PART NAME

SM BATTERY HOLDER, (2) CR123A

MATERIAL

AS NOTED

FINISH

AS NOTED

TOLERANCES	INCH	[MM]	CODE	DWG NO.
DECIMAL	± .010	[±	C	
ANGULAR	± 1°]		
UNLESS OTHERWISE SPECIFIED				
DRN BY	NT	DATE	12.31.14	
APP'D	LN	SCALE	2X	
				1014

THIS DOCUMENT IS THE PROPERTY OF
KEYSTONE ELECTRONICS CORP. AND
SHALL NOT BE REPRODUCED, DISTRIBUTED
OR USED AS A BASIS FOR MANUFACTURE
WITHOUT PRIOR WRITTEN PERMISSION
FROM KEYSTONE ELECTRONICS CORP.