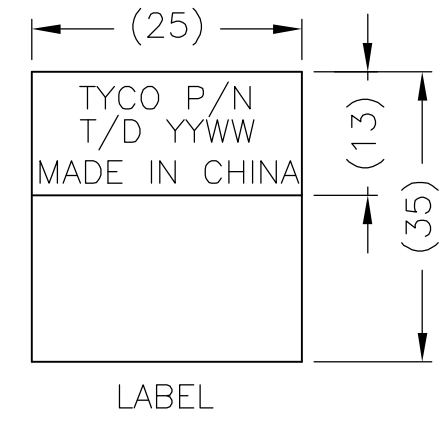
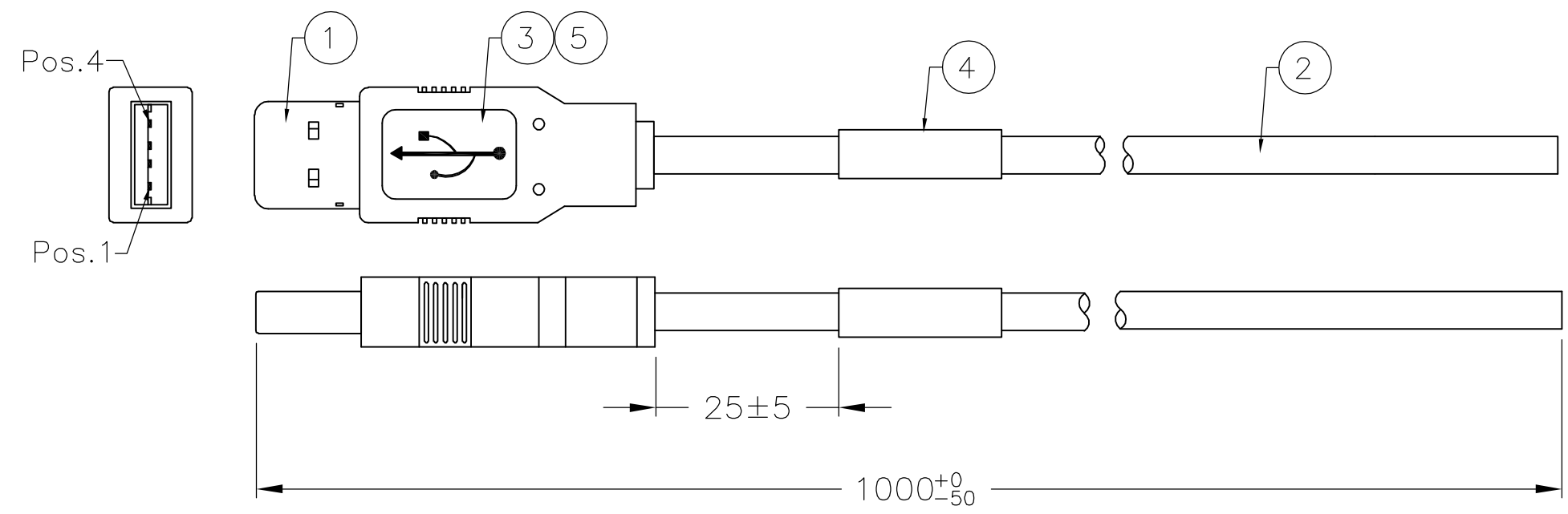


THIS DRAWING IS UNPUBLISHED. RELEASED FOR PUBLICATION
 © COPYRIGHT - BY TYCO ELECTRONICS CORPORATION. ALL RIGHTS RESERVED.

LOC	DIST	REVISIONS					
GP	00	P	LTR	DESCRIPTION	DATE	DWN	APVD
			C	REVISE PER ECO-05-006320	01AUG05	TW	JH

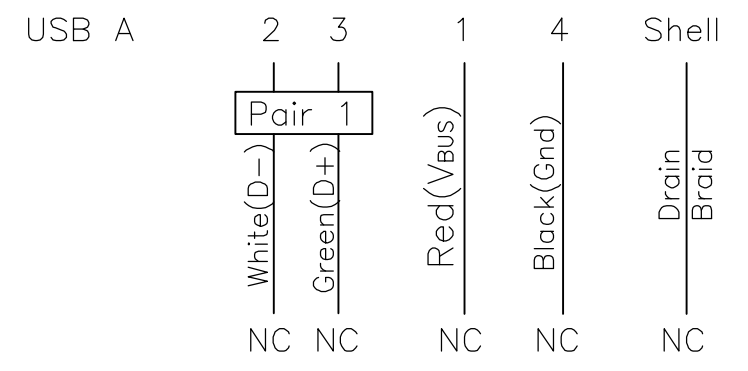
Tooling Drawing NO.
 USB A: TR00662



NOTES:

1. TESTED FOR CONTINUITY, SHORTS AND OPENS, HI-POT 630V FOR 10MS.
2. CABLE ASSEMBLY MEETS USB 2.0 STANDARDS.
3. EXPOSED CABLE BRAID IS NOT PERMISSIBLE BEYOND OVERMOLD.
4. THE FINAL CABLE ASSEMBLY MAXIMUM LENGTH NOT TO EXCEED 1700MM PER USB SPECIFICATIONS.
5. MEETS REQUIREMENTS OF EU DIRECTIVE 2002/95/EC

PIN ASSIGNMENT :



AR	MR	COPPER FOIL, W: 5MM	5
1	PC	LABEL, 25x35mm, White 25x13mm	4
AR	KG	Overmold PVC, 40P, Color: Black(BK01)	3
AR	MR	USB 2.0 Cable 28AWG*1P+26AWG*2C+Al/Mylar +Drain+Braid, Color: Black(BK01).	2
1	EA	USB 4Pin Connector Contacts: Gold 30U Plated, Shell: Nickel Plated, Housing UL94V-0 A Type.	1
-1	U/M	DESCRIPTION	ITEM

THIS DRAWING IS A CONTROLLED DOCUMENT.		DWN	25/FEB/02		Tyco Electronics Corporation	
		CHK	BOVEY LIU		Harrisburg, Pa 17105-3608	
DIMENSIONS: mm		APVD	15/MAR/02		NAME	
TOLERANCES UNLESS OTHERWISE SPECIFIED:		F.D. McCORKEL		CABLE ASSEMBLY, USB A TYPE TO NC		
0 PLC ± -		PRODUCT SPEC		-		
1 PLC ± -		APPLICATION SPEC		-		
2 PLC ± -		SIZE	CAGE CODE	DRAWING NO	RESTRICTED TO	
3 PLC ± -		-		A3	00779	C-1487600
4 PLC ± -		-		-		
ANGLES ± -		WEIGHT		-		
FINISH		-		-		
MATERIAL		-		-		
CUSTOMER DRAWING				SCALE	SHEET	REV
-				N.T.S	1 OF 1	C