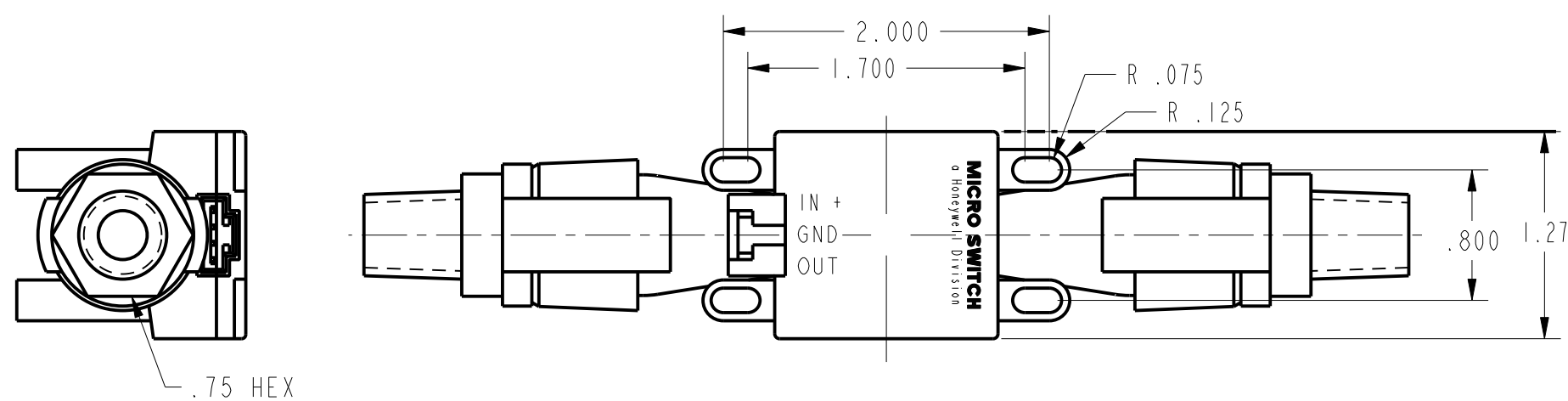


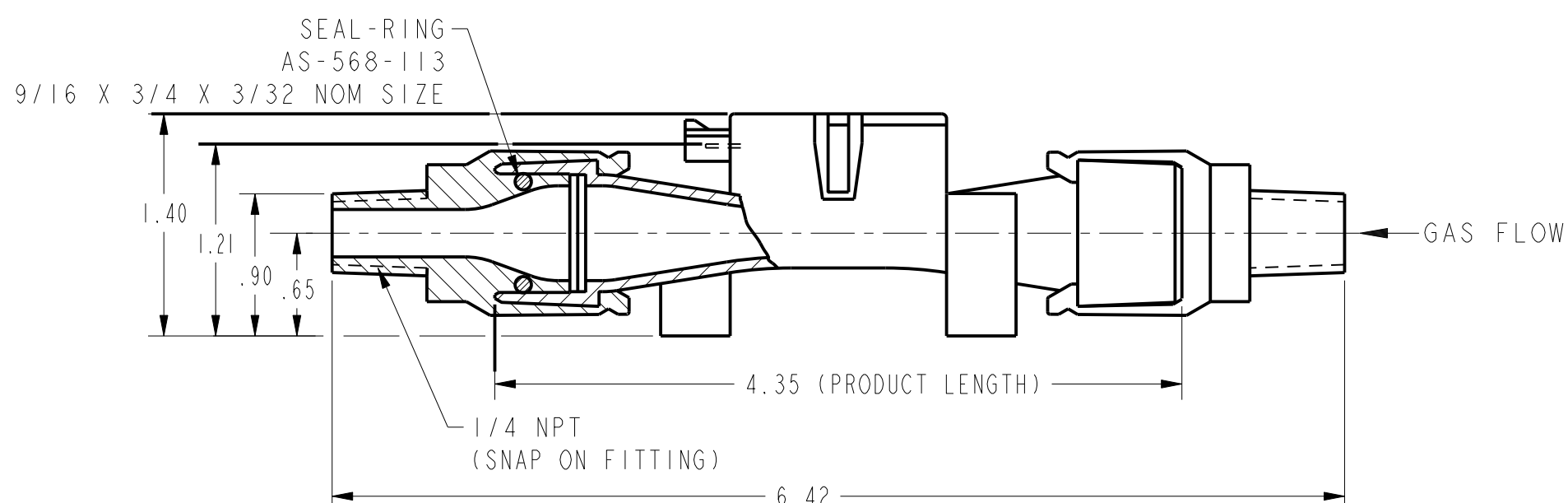


AWM5101VA



SPECIFICATIONS

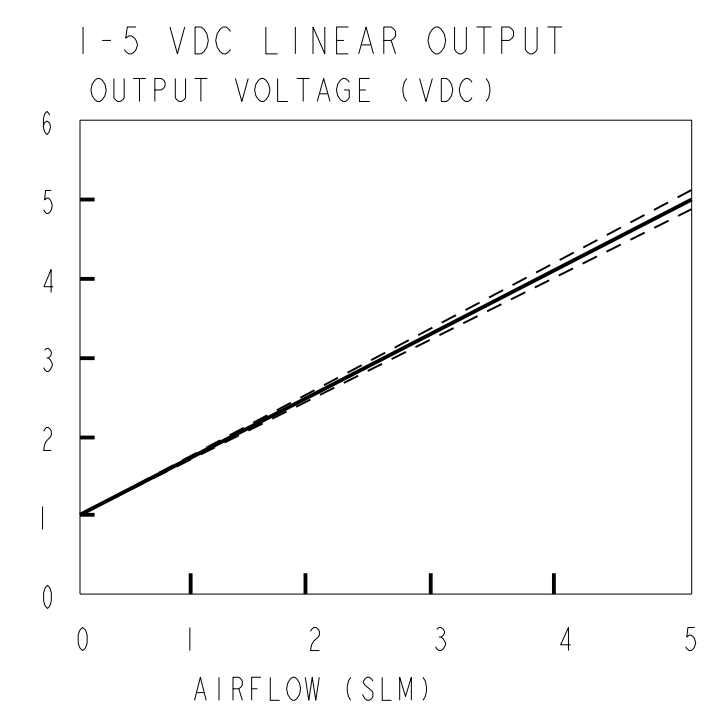
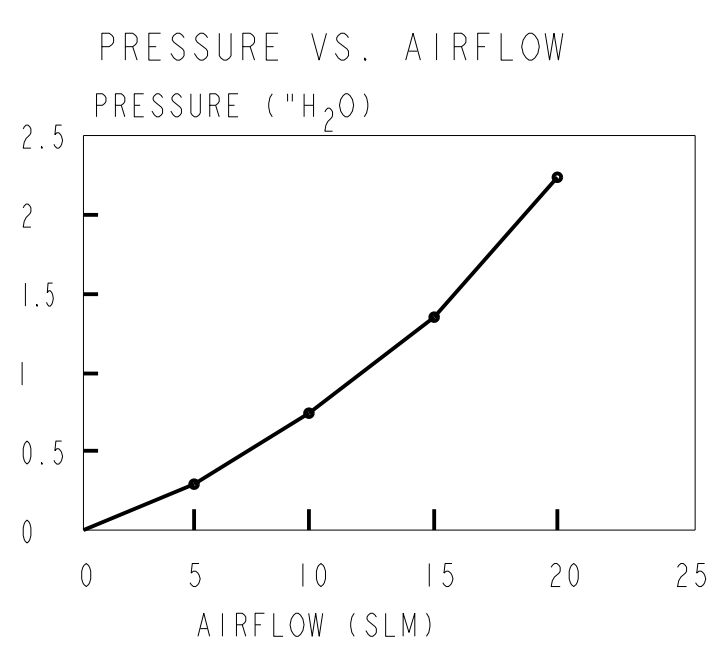
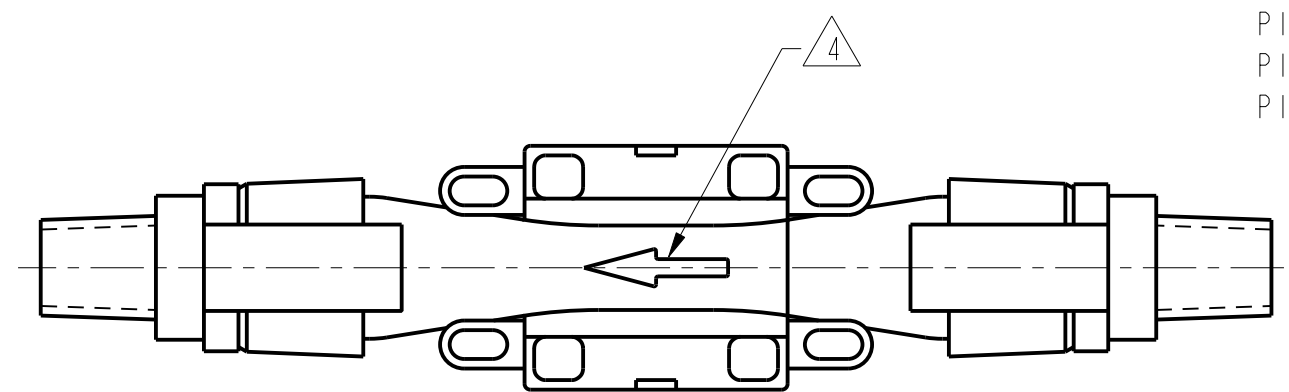
RECOMMENDED POWER SUPPLY ¹	10.00 ± .01 VDC
MINIMUM POWER SUPPLY	8.0 VDC
MAXIMUM POWER SUPPLY	15 VDC
POWER CONSUMPTION	100mW MAX
OUTPUT TYPE	LINEAR, 1 TO 5 VDC
CALIBRATION GAS	ARGON
GAS FLOW RANGE *	0-5 SLM *
OUTPUT @ LASER TRIM POINT	5 VDC @ FULL SCALE FLOW
DIFFERENTIAL PRESSURE @ FULL SCALE	SEE PRESSURE VS. AIRFLOW CHART
NULL OUTPUT	1.00 ± .05 VDC
NULL OUTPUT SHIFT, 0 TO +50°C	± .050 VDC TYP, ± .100 VDC MAX
FULL SCALE OUTPUT SHIFT, 0 TO +25°C/+25 TO 50°C	± 7% READING MAX
LINEARITY ERROR ²	± 3.0% READING
REPEATABILITY & HYSTERESIS	± 0.5% F.S.O.
RESPONSE TIME	60.0 mSEC MAX
STORAGE TEMPERATURE RANGE	-20° TO 70°C
OPERATION TEMPERATURE RANGE ⁵	0° TO 50°C
TERMINATION (.100 CENTERS)	.025 SQUARE
CONNECTOR (4 PIN RECEPTACLE) ³	AMP (103956-3)
WEIGHT	30 GRAMS (2.120Z)
SHOCK RATING	100 g PEAK, 6 mSEC HALF-SINE (3 DROPS EACH DIRECTION OF 3 AXES)
OVERPRESSURE	50 PSI MAX
LEAK RATE, MAX	0.1 PSI/MIN AT STATIC CONDITION



NOTES

- ¹- CANNOT GUARANTEE CALIBRATION AT SUPPLY VOLTAGES OTHER THAN 10.00 ± .01 VDC
- ²- LINEARITY SPECIFICATION APPLIES FROM 2 TO 100% FULL SCALE OF GAS FLOW RANGE, AND DOES NOT APPLY TO NULL OUTPUT AT 0 SLM *
- ³- SUPPLIED IN STRIP FORM. OTHER STRIP FORM RECEPTACLES ARE AVAILABLE, AS WELL AS VARIOUS TOOLS TO ASSEMBLE RECEPTACLES IN STRIP FORM. INDIVIDUAL RECEPTACLE ASSEMBLIES ARE ALSO AVAILABLE FROM AMP
- ⁴- MOLDED-IN ARROW DESIGNATES GAS FLOW DIRECTION
- * SLM DENOTES STANDARD LITERS PER MINUTE WHICH IS A FLOW MEASUREMENT REFERENCED TO STANDARD CONDITIONS OF 0°C, 760 TORR (SEA LEVEL), 50% RH
- ⁵- TEMPERATURE TRANSITIONS 1.66°C/MINUTE MAXIMUM WHILE IN OPERATION

OUTPUT CONNECTIONS
 PIN 1 + SUPPLY VOLTAGE
 PIN 2 GROUND
 PIN 3 NO CONNECTION
 PIN 4 OUTPUT VOLTAGE



± 3% READING
 ——— MEAN
 - - - - MIN
 - - - - MAX

THIRD ANGLE PROJECTION		
SCALE	FULL	
DO NOT SCALE PRINT		
UNLESS OTHERWISE SPECIFIED TOLERANCES ARE		
ONE PLACE	(.0)	± .030
TWO PLACES	(.00)	± .015
THREE PLACES	(.000)	± .005
ANGLES		±
WEIGHT		

THIS DRAWING COVERS A PROPRIETARY ITEM AND IS THE PROPERTY OF MICRO SWITCH, A DIVISION OF HONEYWELL. THIS DRAWING IS NOT TO BE COPIED OR USED WITHOUT THE APPROVAL OF MICRO SWITCH.

MICRO SWITCH
a Honeywell Division

MASS AIRFLOW SENSOR

CATALOG LISTING
AWM5101VA

ANSI Y14.5M-1982 APPLIES

FED. MFG. CODE 91929

P.T.C./CAD [20]
 DRAWN G J W 08 MAR 01
 CHECK SAV 08 MAR 01
 CMH 16 JAN 08
 C 0036560
 28 DEC 06
 B 0027347
 08 MAR 01
 A 202464
 16 JAN 08
 REVISIONS
 DRAWING NUMBER
 AWM5101VA
 ISSUE 6
 RELEASE NO. PR-20105
 X94972-AW
 REPLACES