


ModularJacks



Amphenol



Amphenol®
Now You're Connected!

Amphenol

The Company

Amphenol Commercial Products Group of Amphenol Canada Corp., a subsidiary of Amphenol Corporation, is an ISO 9001 certified facility located in Toronto, Canada. Our activities are dedicated to the design, development, and manufacturing of interconnect products intended for use in the data communications and telecommunications markets. Our expertise in understanding and supporting our customers' interconnect needs has earned Amphenol Canada a reputation of quality and excellence among the world's leading users of electronic components.

About the Catalogue

This modular jack catalogue represents some of our more popular products within this product category. Other product categories include, but is not limited to: D-Sub, Micro-Ribbon, USB, Headers and Sockets, CoolPower connectors, VHDCI, Capacitively Decoupled BNC, filtered connectors (D-Subs and micro-ribbon), and rugged connectors (RJ, USB, D-Subs, and bulkhead adapters).

All of our modular jacks are RoHS compliant.





All drawings in this document are measured in inches [mm], unless otherwise indicated.





Notice: Specifications are subject to change without notice. Contact your nearest Amphenol sales office for the latest specifications. All statements, information, and data given herein are believed to be accurate and reliable, but are presented without guarantee, warranty, or responsibility of any kind, expressed, or implied. Statements or suggestions concerning possible use of our products are made without representation or warranty that any such use is free of patent infringement, and are not recommended to infringe any patent. The user should not assume that all safety measures are indicated or that other measures may not be required. Amphenol and RJ vista are registered trademarks.

Contents



Right Angle (Side Entry)

RJHS: EMI Quiet	 3-6
RJSSE: Surface Mount with Light Pipes	7-9
RJSBE: 1, 2, and 4 Port	 10-12
FRJAE: Filtered and Shielded	13-15
RJCSE: RJ45 Surface Mount	 16-17
RJLSE: Surface Mount Ultra Low Profile	18-19
RJESE: RJ45 and RJ11 Standard Profile	20-22
RJE01: RJ11 (six position)	23-24
RJE02: Single Port High Profile	25
RJE03: Single Port Low Profile	26-27
RJE05: Ultra Low Profile	28-29
RJE07: Single Port Surface Mount	30-31
RJE09: Standard Profile	32-34
RJE15: Single Port Low Profile	35-36
RJULE: Recessed, Low Profile	37-38
RJE56: RJ45 Press Fit	39-40
RJE73: RJ45	 41-42




Vertical (Top Entry)

RJHS: EMI Quiet	 3-6
RJE06: Single Port Slim Profile	43-44
RJE08: Single Port Standard Profile	45
RJE23: Single Port Surface Mount	46-47
RJE74: Single Port	48-49
RJE88: Single Port, Vertical	 50-51



Stacked

RJSAE: 2, 4, and 8 Ports with Shield Options	 52-54
RJSNE: 4 over 4 Ports with Shield Options	 55-56

Category 5e

RJE48: Right Angled, Low Profile	 57-58
RJE58: Right Angled, Standard Profile	 59-60
RJE72: Right Angled, Recessed, Low Profile	 61-62

Category 6

RJE71: Right Angled, Recessed, Low Profile	 63-64
RJE45: Single Port, Low Profile	 65-66

Accessories

RJE17: RJ45 Coupler	67-68
LED Options:	69
FRJ-2411: RJ45 Dust Cover*	
FRJ-2611: RJ11 Dust Cover *	

Note

 : Denotes LEDs are available for connectors in the series

*For more information on our dust covers, please visit our website www.amphenolcanada.com or email us at sales@amphenolcanada.com

EMI Quiet Modular Jack with LEDs

A series of EMI Quiet Modular Jack connectors with built-in LEDs. This product is ideal for LAN applications such as adapter cards and routers. Shielded and non-shielded versions are available, with a variety of LED colors and ports.



Specifications

Material

Insulator:	High temp. engineering thermoplastic; Complies with UL 94V-0; Black
Contacts:	Phosphor bronze hard temper with gold thickness options (6µ", 15µ", 30µ", 50µ") over 50µ" min. nickel on contact mating area; 100µ" min. matte tin plating on soldering tail
Shield:	Stainless steel with tin dipped tails
LED:	Tin plating on LED tails

Electrical

Contact Resistance:	20 mΩ max.
Insulation Resistance:	500 MΩ min. at 500V DC for 2 minutes max.
Current Rating:	1.5 Amps
Voltage Rating:	125 Volts AC
DWV:	1000 VAC, 60 Hz. 1 minute

Standard LEDs:	For 5.0 V Systems
Forward Voltage:	2.1 Volts typical
Reverse Voltage:	6 Volts min.
Luminous Intensity:	0.5 mCd min. at 2mA
Low Current LEDs:	For 3.3 V Systems
Forward Voltage	2 Volts typical
Reverse Voltage:	6 Volts min.
Luminous Intensity:	1 mCd min. at 2mA

Mechanical

Insertion Force:	5 lbs. max.
Pull Retention Force:	20 lbs. min.
Durability:	750 mating & unmating cycles
Recommended Soldering Temperature:	260°C for 5 seconds max. Connectors without LEDs are suitable for IR Reflow
Operating Temperature:	-55°C to + 85°C
UL File #:	E135615
CSA File #:	LR685398

Ordering Information

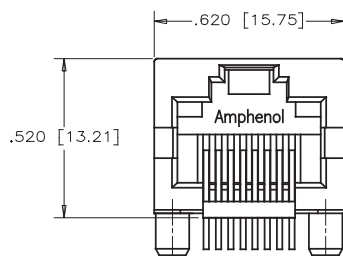
Series Designation		RJHS	X	-	X	X	X	-	XX	Number of Ports	
E - Standard series										Blank - 1 Port	
P - PdNi contact plating										02 - 2 Ports	
Version										04 - 4 Ports	
3 - Vertical mount, 8 position, 30µ" gold plating										06 - 6 Ports	
5 - Right angle, 8 position, 50µ" gold plating										08 - 8 Ports	
7 - Right angle, 6 position, 50µ" gold plating										LED Options	
L - Right angle, low profile, 8 position, 50µ" gold plating										Please refer to page 69 for options	
N - Vertical mount, 8 position, 50µ" gold plating										Number of Contacts	
Shield Options										4 - 4 Contacts	
0 - No shield										6 - 6 Contacts	
3 - Shield with top and side tabs (single port has top tabs only)										8 - 8 Contacts	
4 - For single port only: Shield with top and side tabs											
F - Shield without top, side or bottom tabs											
P - Shield with top & bottom tabs, for vertical mount connector											

Didn't find what you were looking for?
Please contact sales@amphenolcanada.com and let us know what you need.

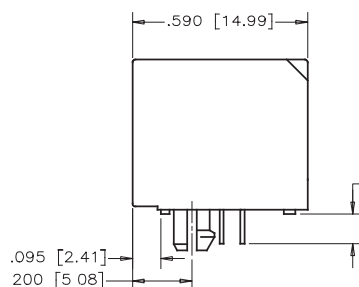
Single Port Non-Shielded

*Note: A black X in the part number refers to the LED designation code (page 69) for all drawings in this catalogue.

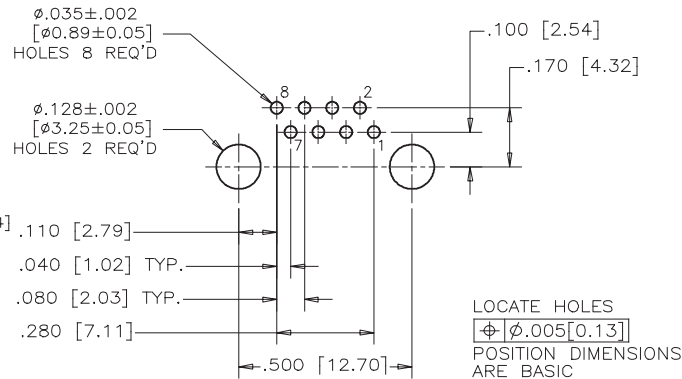
RJHSE-508X*



FRONT VIEW



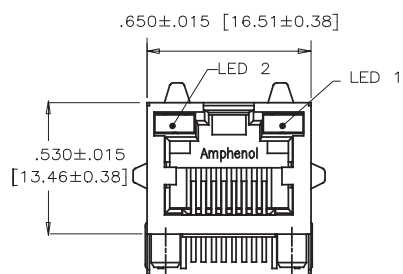
SIDE VIEW



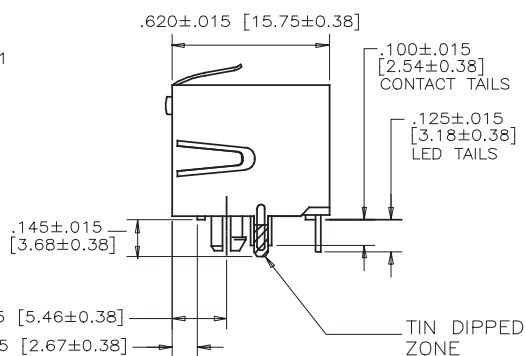
RECOMMENDED PCB LAYOUT

Shielded - With Top & Side Ground Tabs

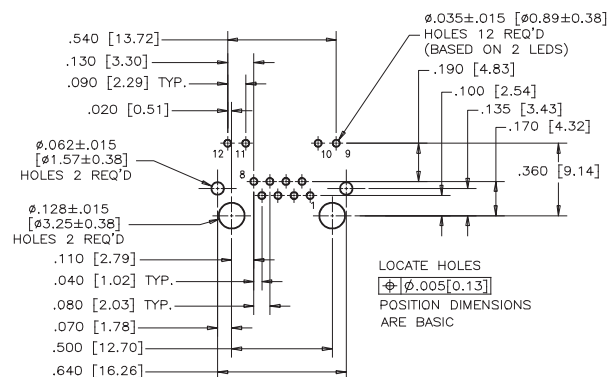
RJHSE-548X



FRONT VIEW



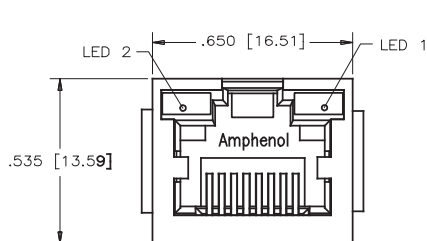
SIDE VIEW



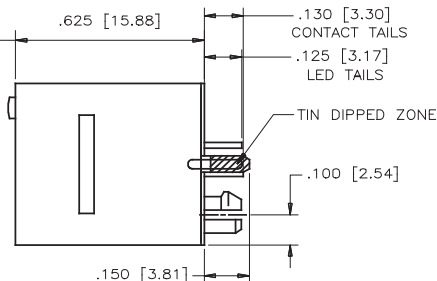
RECOMMENDED PCB LAYOUT

Vertical Mount

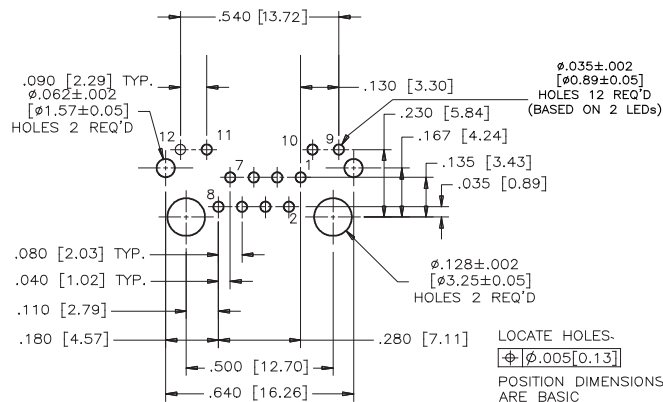
RJHSE-338X



FRONT VIEW



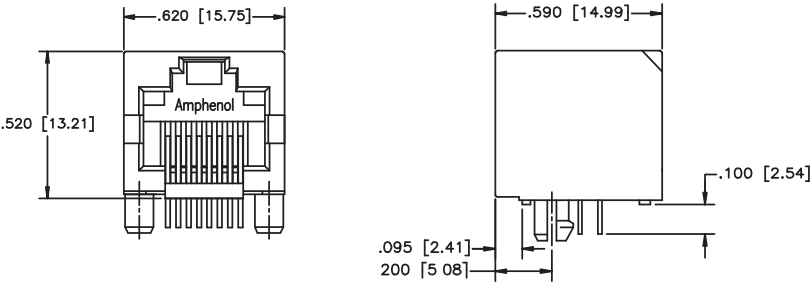
SIDE VIEW



RECOMMENDED PCB LAYOUT

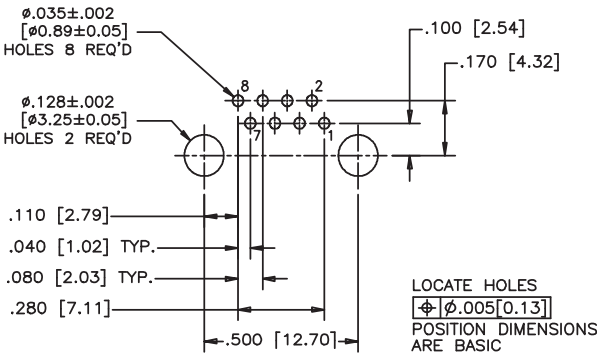
Single Port Shielded - Low Profile

RJHSE-L38X



FRONT VIEW

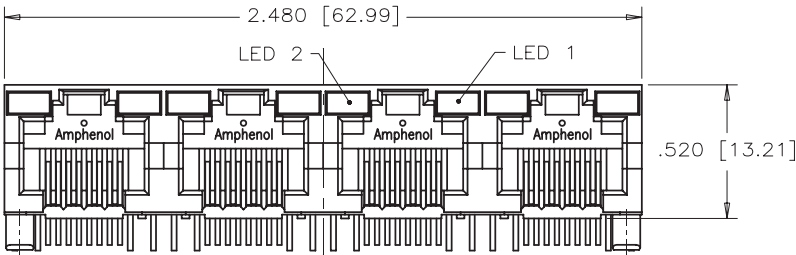
SIDE VIEW



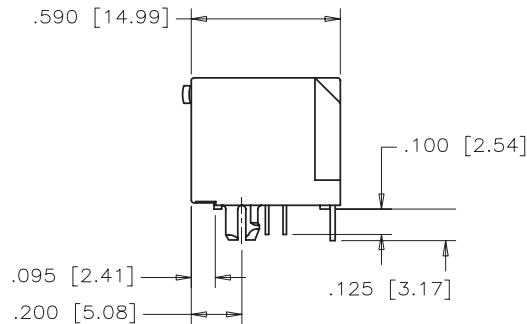
RECOMMENDED PCB LAYOUT

Multi Port Non-Shielded

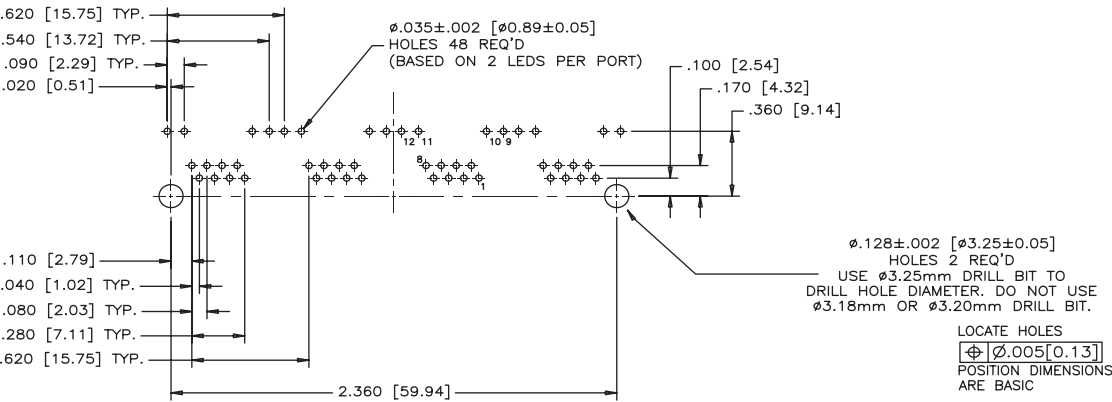
RJHSE-508X-04



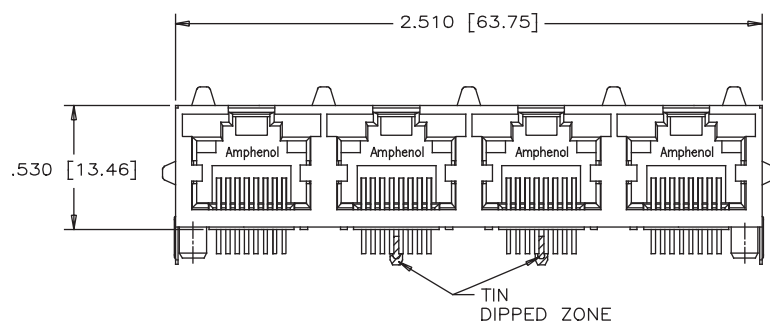
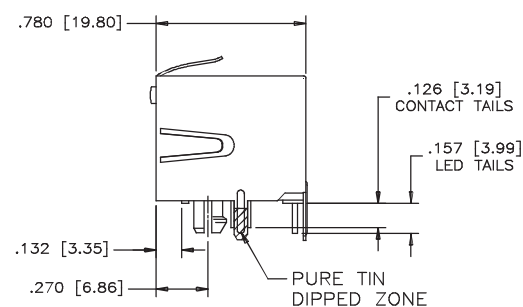
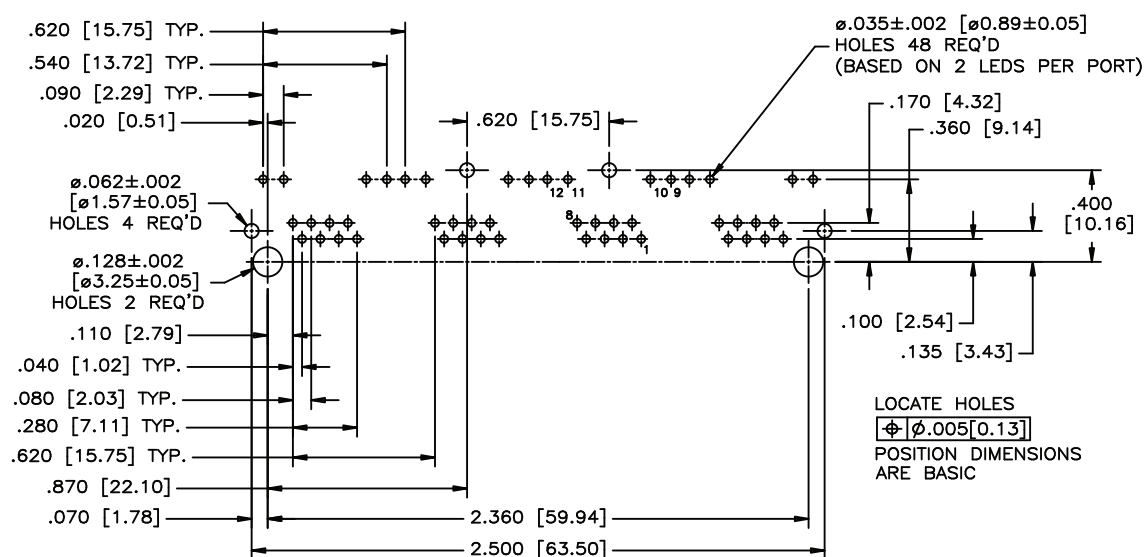
FRONT VIEW



SIDE VIEW




RECOMMENDED PCB LAYOUT

**Multi Port
Shielded****RJHSE-538X-04****FRONT VIEW****SIDE VIEW****RECOMMENDED PCB LAYOUT****Notes**

Surface Mount with Light Pipes

The RJSSE series represents an expansion of Amphenol Canada’s current RJHSE series connector. The RJSSE offers all the benefits of the RJHSE series in SMT with light pipes. Shielded and non-shielded versions are available with or without light pipes.



Specifications

Material

- Insulator:** High temp. engineering thermoplastic; Complies with UL 94V-0; Black
- Contacts:** Phosphor bronze hard temper with gold thickness options over 50µ" min. nickel on contact mating area; 100µ" min. matte tin plating on soldering tail
- Shield:** Copper alloy; nickel or matte tin plating
- LED:** Optical grade polycarbonate; UL 94V-0

Electrical

- Contact Resistance:** 20 mΩ max.
- Insulation Resistance:** 500 MΩ min. at 500V DC for 2 minutes max.
- Current Rating:** 1.5 Amps
- Voltage Rating:** 125 Volts AC
- DWV:** 1500 VAC, 60 Hz., 1 minute

Mechanical

- Insertion Force:** 5 lbs. max.
- Pull Retention Force:** 20 lbs. min.
- Durability:** 750 mating & unmating cycles
- Recommended Soldering Temperature:** IR Reflow peaked at 260°C for 5 to 8 seconds (Light Pipes to be installed after soldering)
- Operating Temperature:** -55°C to + 85°C
- UL File #:** E135615

Ordering Information

RJSSE

-

X

X

X

X

-XX

X

Version

5 - 8 Position, 20µ" gold plating

7 - 6 Position, 20µ" gold plating

Shield Options

0 - No shield with hold -own bracket

3 - Shield with top tabs

5 - Shield with flattened bottom tab

F - Shield without tabs and boardlock

N - No shield, no hold down bracket

S - Shield with straight PCB

Number of Contacts

4 - 4 Contacts

6 - 6 Contacts

8 - 8 Contacts

Packaging

Blank - Tray

T - Tape & Reel

Number of Ports

Blank (Tray), 01 (T&R) - 1 Port

02 - 2 Ports

04 - 4 Ports

Light Pipe Options

0 - Blocked

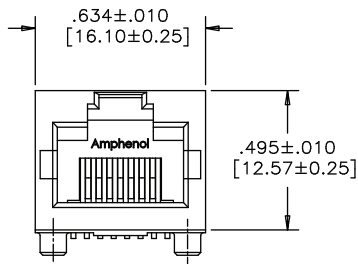
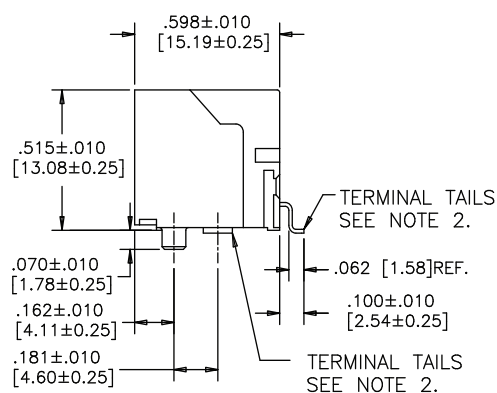
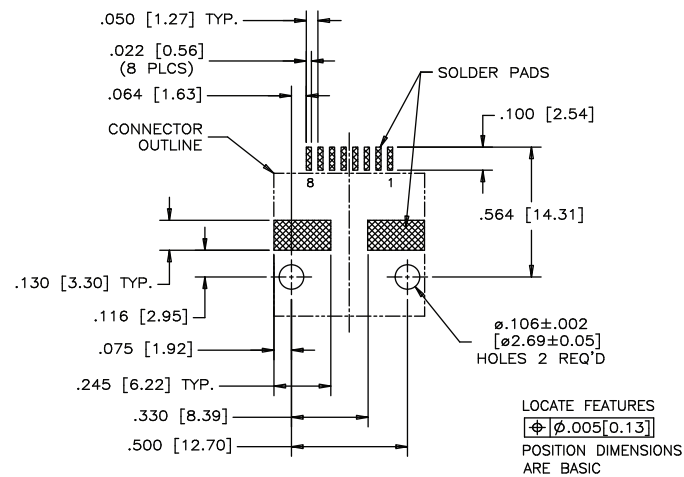
1 - With light pipe

2 - Without light pipe, not blocked

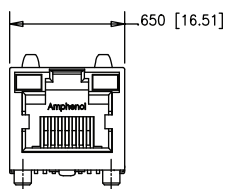
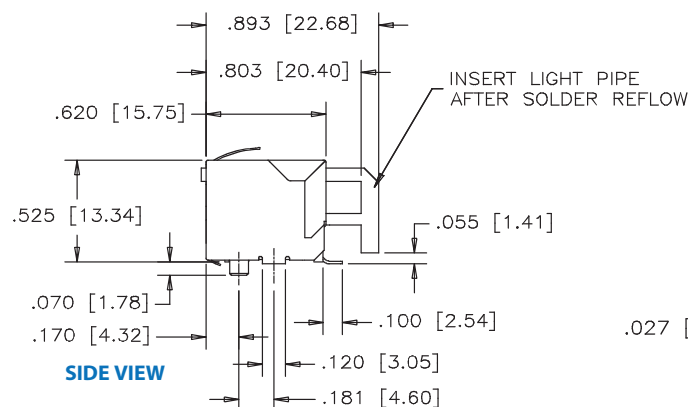
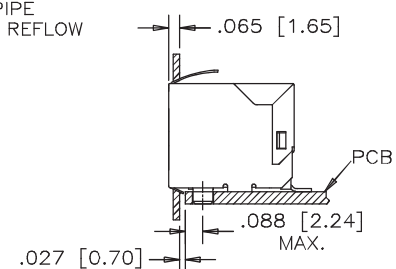
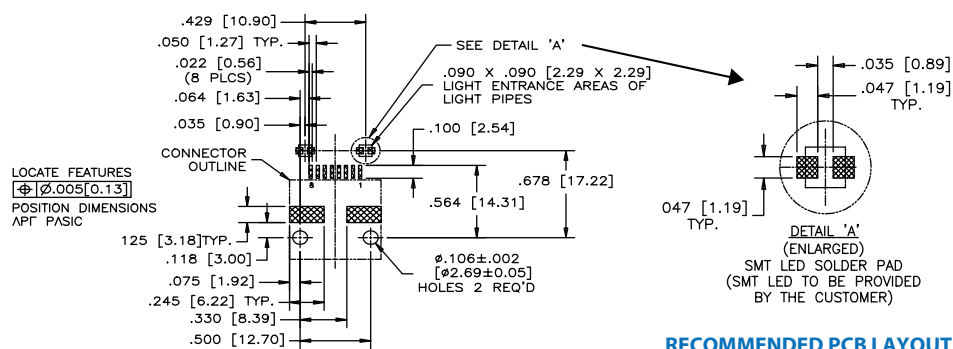
The light pipes are available to be purchased on their own.
Part number: RJSSE-2485-01

Didn't find what you were looking for?
Please contact sales@amphenolcanada.com and let us know what you need.

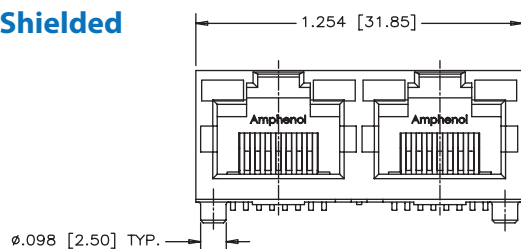
Single Port Non-Shielded

RJSSE-5080**FRONT VIEW****SIDE VIEW****RECOMMENDED PCB LAYOUT**

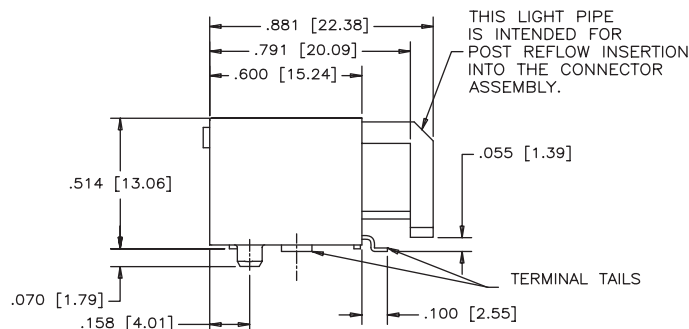
Standard Shield - With Top & Side Ground Tabs

RJSSE-5381**FRONT VIEW****SIDE VIEW****FOR REFERENCE****RECOMMENDED PCB LAYOUT**

Multi Port Non-Shielded

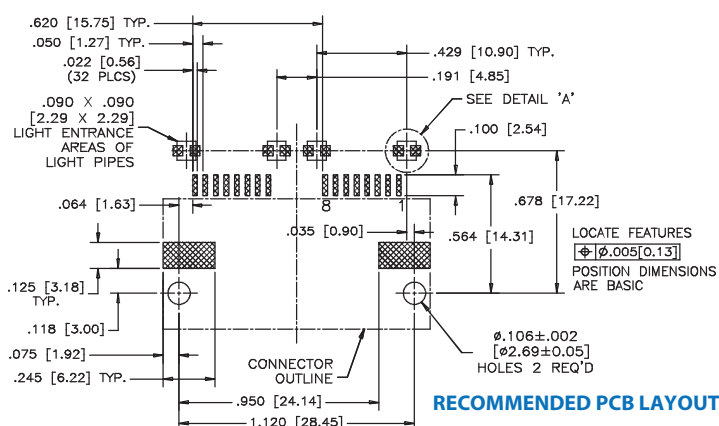


FRONT VIEW



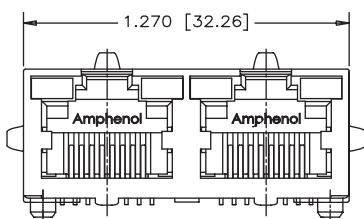
SIDE VIEW

RJSSE-5081-02

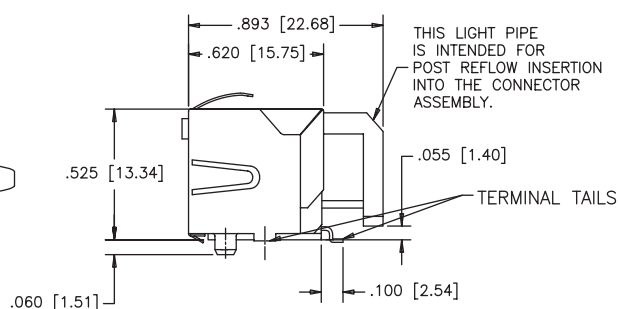


RECOMMENDED PCB LAYOUT

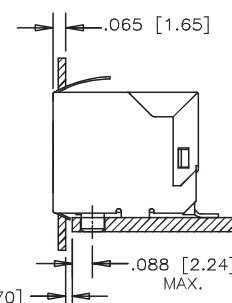
Multi Port Shielded



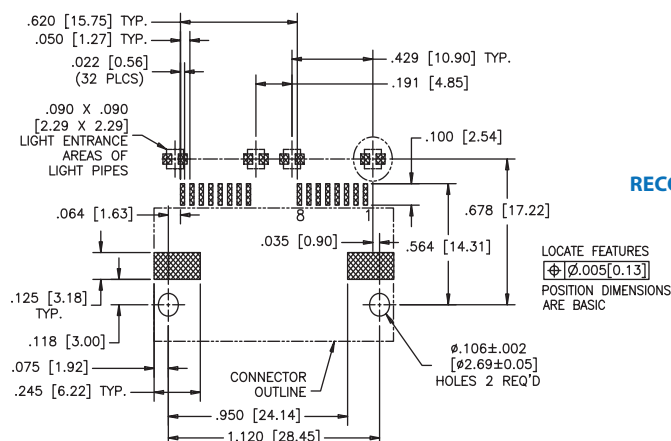
FRONT VIEW



SIDE VIEW



FOR REFERENCE



RECOMMENDED PCB LAYOUT

1, 2, and 4 Port with LEDs

The RJSBE series of modular jacks supports Ethernet Protocols. Shielding is available with or without a Ferrite Filter filter for increased EMI performance and LEDs for link activity and network speed verification.



Specifications

Material

Insulator:	High temp. engineering thermoplastic; Complies with UL 94V-0; Black color
Contacts:	Phosphor bronze hard temper with gold thickness options (6μ", 15μ", 30μ", 50μ") over 50μ" min. nickel on contact mating area; 100μ" min. matte tin plating on soldering tails

Shield:	Copper alloy; nickel plated with tin dipped tails
LED:	Tin plating on LED tails

Electrical

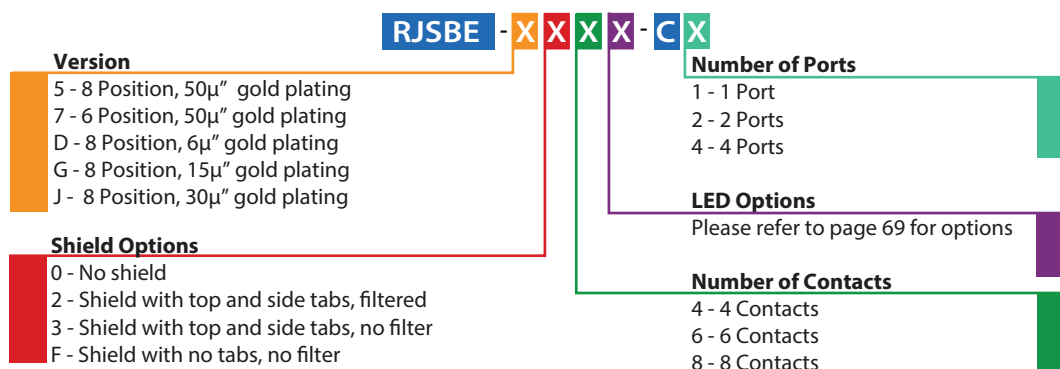
Contact Resistance:	20 mΩ max.
Insulation Resistance:	500 MΩ min. at 500V DC for 2 minutes max.
Current Rating:	1.5 Amps
Voltage Rating:	125 Volts AC
DWV:	1000 VAC, 60 Hz. 1 minute
LED Forward DC Current:	20mA typical
LED Forward Voltage:	1.9 Volts max. at 2mA (for single colors) 2.6 Volts max. at 2mA (for bicolors)

LED Reverse Voltage:	5 Volts min.
LED Light Intensity:	0.4 -1.5 mCd min. at 2mA (for single colors) 0.5 mCd min. at 2mA (for bicolors)
LED Wave Length:	Yellow: 587 ± 7 nm measured at 20mA Green: 565 ± 6 nm measured at 20mA Red: 625 ± 5 nm measured at 20mA

Mechanical

Insertion Force:	5 lbs. max.
Pull Retention Force:	20 lbs. min.
Durability:	750 mating & unmating cycles
Recommended Soldering Temperature:	Wave soldering peaked at 260°C for 5 seconds max. Connectors without LEDs are suitable for IR Reflow
Operating Temperature:	-55°C to + 85°C
UL File #:	E135615
CSA File #:	LR685398

Ordering Information

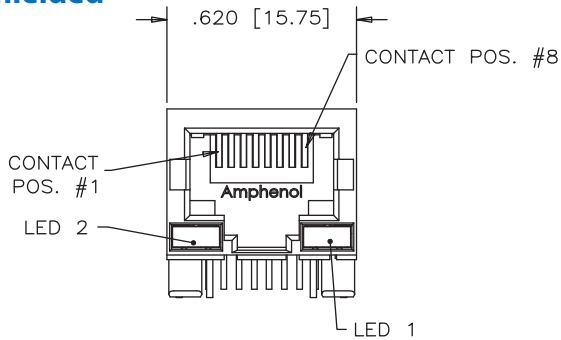


Didn't find what you were looking for?

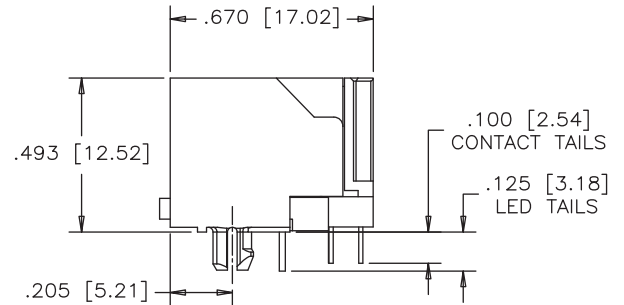
Please contact sales@amphenolcanada.com and let us know what you need.

Single Port Non-Shielded

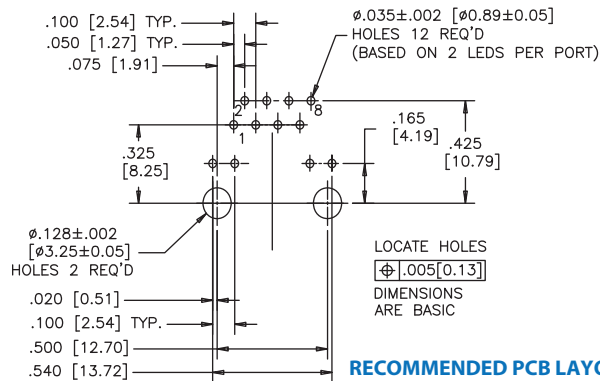
RJSBE-508X-C1



FRONT VIEW



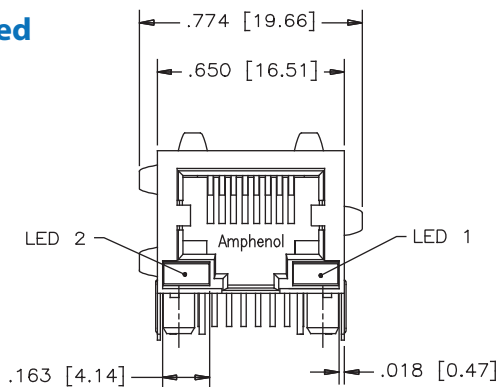
SIDE VIEW



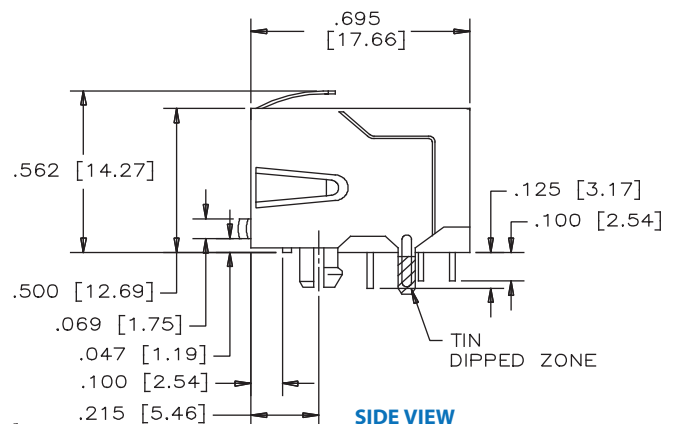
RECOMMENDED PCB LAYOUT

Shielded

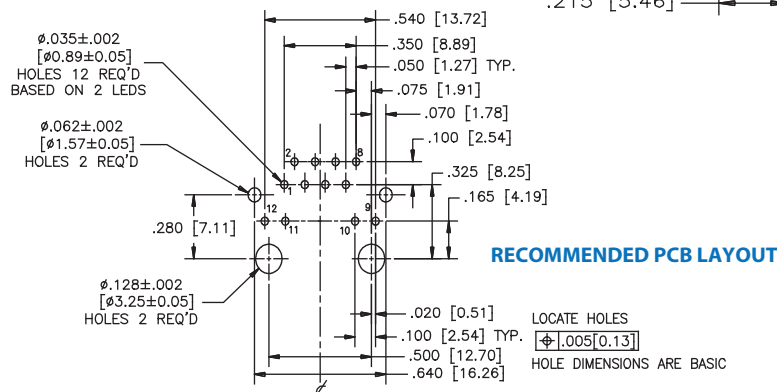
RJSBE-538X-C1



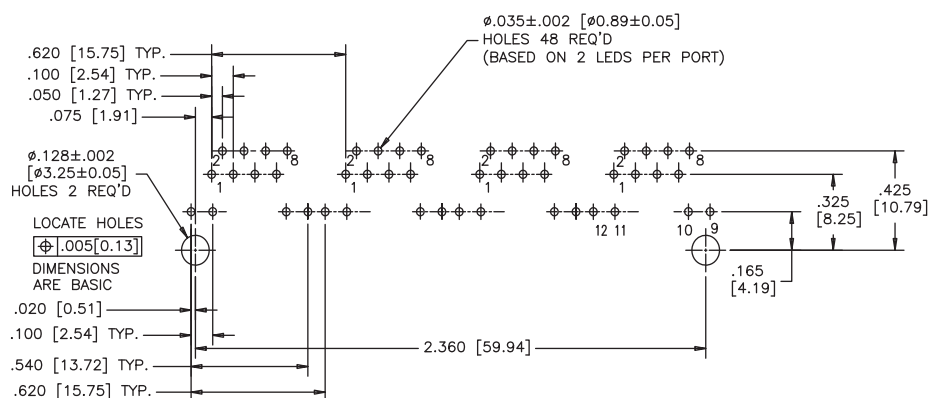
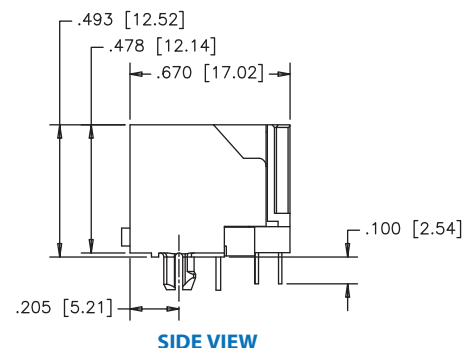
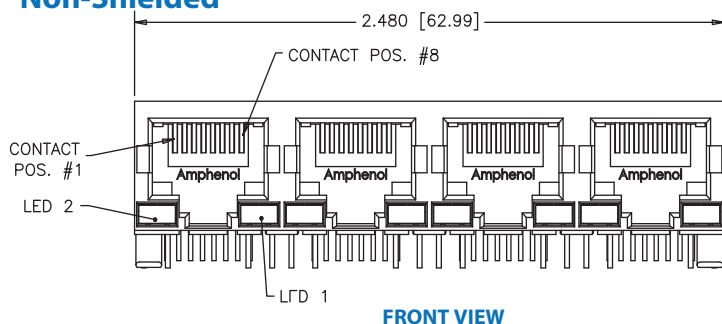
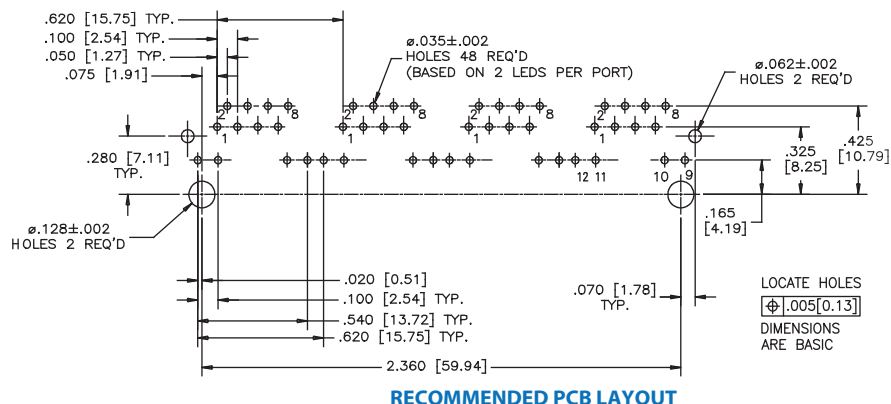
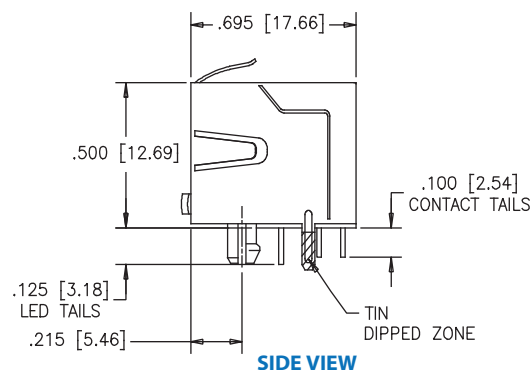
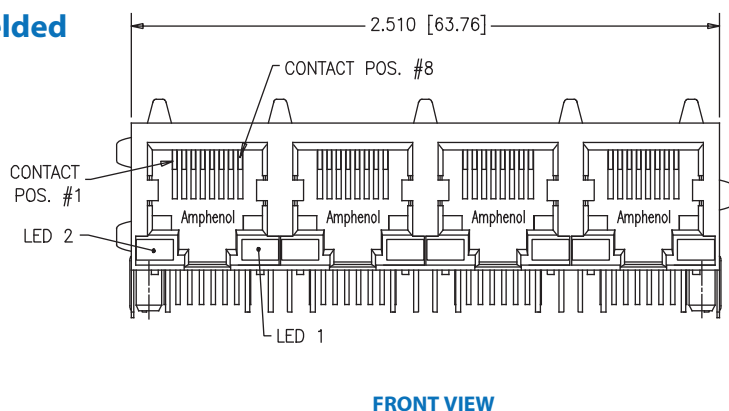
FRONT VIEW



SIDE VIEW




RECOMMENDED PCB LAYOUT

**Multi Port
Non-Shielded****RJSBE-508X-C4****Multi Port
Shielded****RJSBE-538X-C4**

Filtered and Shielded

The FRJAE series of shielded and filtered modular jacks offer low cost and effective EMC control within standard RJ11 & RJ45 connector footprints. EMC control is offered by a completely shielded connector and/or with the use of a high resistivity, high impedance Ferrite Block. No board layout changes are required for its use. Simply replace the standard non-filtered connector for superior EMC performance.



Specifications

Material

Insulator:	High temp. engineering thermoplastic; Complies with UL 94V-0; Black
Contacts:	Phosphor bronze hard temper with gold thickness options (6µ", 15µ", 30µ", 50µ") over 50µ" min. nickel on contact mating area; 100µ" min. matte tin plating on soldering tail
Shield:	Copper alloy; nickel plated with tin dipped tail
Filter:	High impedance, high resistivity Ferrite Block

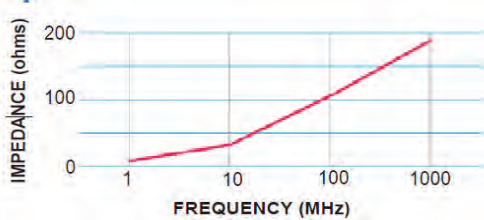
Mechanical

Insertion Force:	5 lbs. max.
Pull Retention Force:	20 lbs. min.
Durability:	750 mating & unmating cycles
Recommended Soldering Temperature:	IR Reflow peaked at 260°C for 5 seconds. Suitable for IR Reflow
Operating Temperature:	-55°C to + 85°C
UL File #:	E135615
CSA File #:	LR68598

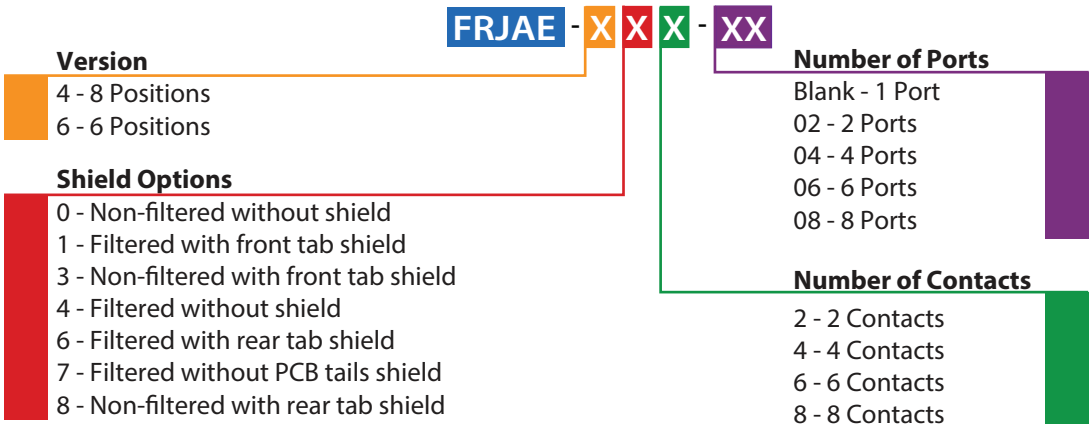
Electrical

Contact Resistance:	20 mΩ max.
Insulation Resistance:	500 MΩ min. at 500V DC for 2 minutes max.
Current Rating:	1.5 Amps
Voltage Rating:	125 Volts AC
DWV:	1000 VAC, 60 Hz. 1 minute

Impedance Characteristics



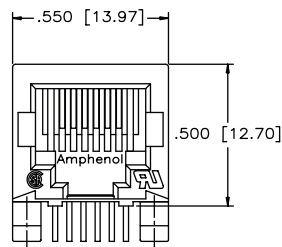
Ordering Information



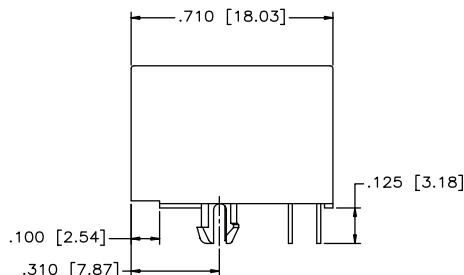
Didn't find what you were looking for?
Please contact sales@amphenolcanada.com and let us know what you need.

Single Port Non-Shielded

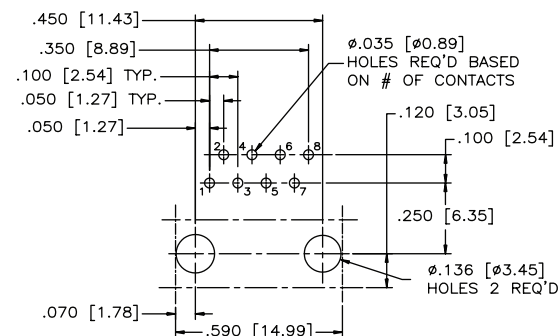
FRJAE-A408



FRONT VIEW



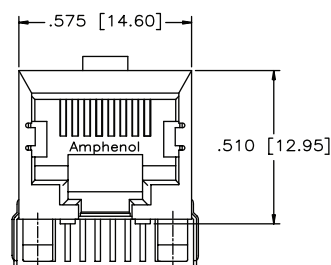
SIDE VIEW



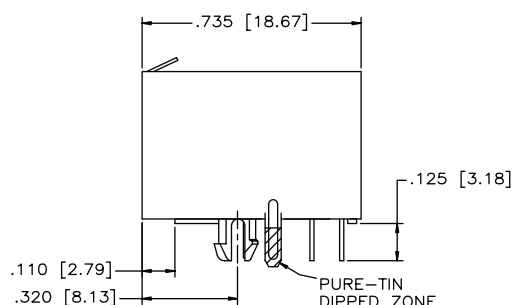
RECOMMENDED PCB LAYOUT

Shielded

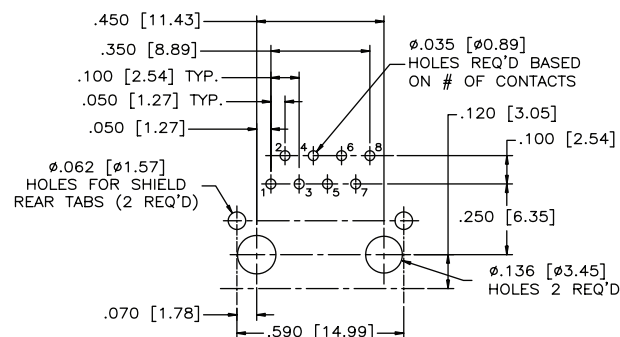
FRJAE-438



FRONT VIEW



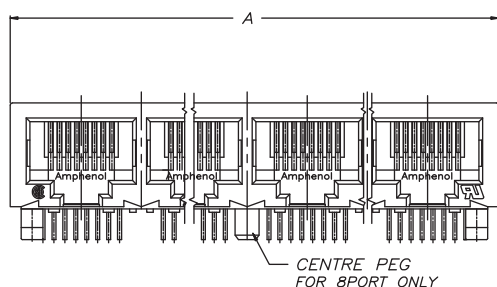
SIDE VIEW



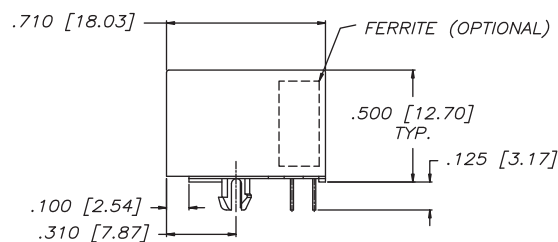
RECOMMENDED PCB LAYOUT

Multi Port Non-Shielded

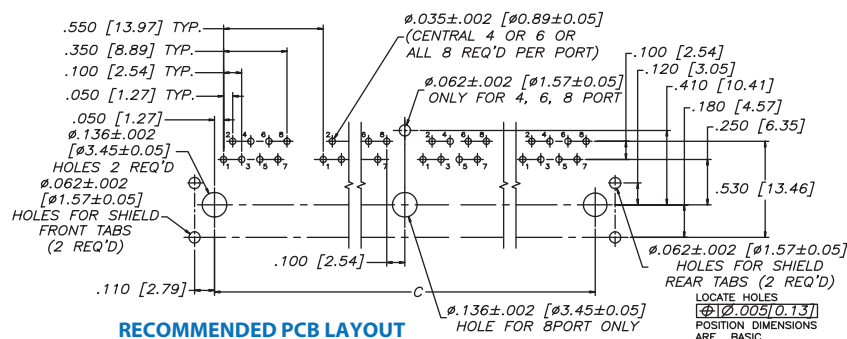
FRJAE-4X8-0X



FRONT VIEW



SIDE VIEW

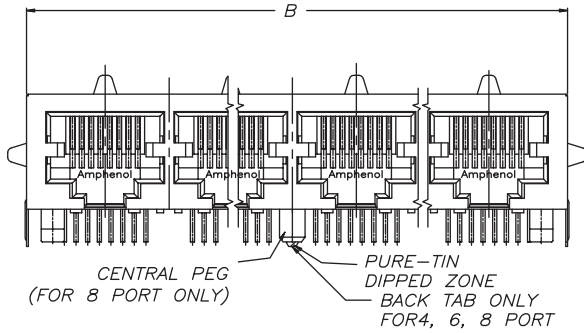


RECOMMENDED PCB LAYOUT

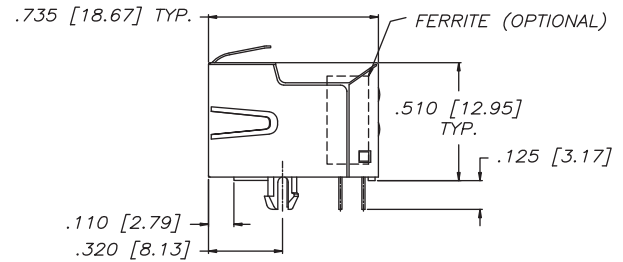
Number of Ports	A	C
2	1.200 [30.48]	1.000 [25.40]
4	2.300 [58.42]	2.100 [53.34]
6	3.400 [86.36]	3.200 [81.28]
8	4.500 [114.30]	4.300 [109.22]

Multi Port Shielded

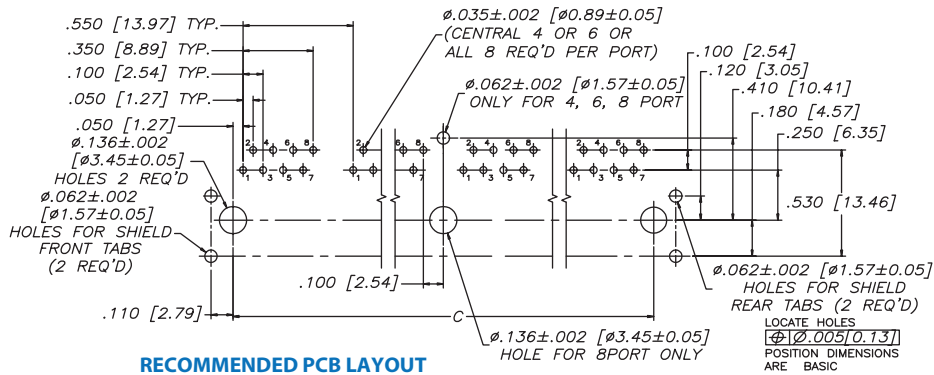
FRJAE-418-0X



FRONT VIEW



SIDE VIEW



RECOMMENDED PCB LAYOUT

Number of ports	B	C
2	1.230 [31.24]	1.000 [25.40]
4	2.330 [59.18]	2.100 [53.34]
6	3.430 [87.12]	3.200 [81.28]
8	4.530 [115.06]	4.300 [109.22]

Notes

RJ45 Surface Mount with LEDs

The RJCSE is a right angle surface mount connector. Shielding is available for increased EMI performance as well as built-in LEDs for link activity and network verification. This product is ideal for LAN applications such as adapter cards and routers.



Specifications

Material

Insulator:	High temp. engineering thermoplastic; Complies with UL 94V-0; Black
Contacts:	Phosphor bronze hard temper with gold thickness options (15μ", 50μ") Over 50μ" min. nickel on contact mating area; Gold flash over nickel on soldering tail
Shield:	Copper alloy with nickel plating
LED:	Tin plating on LED tails, Epoxy lens

Electrical

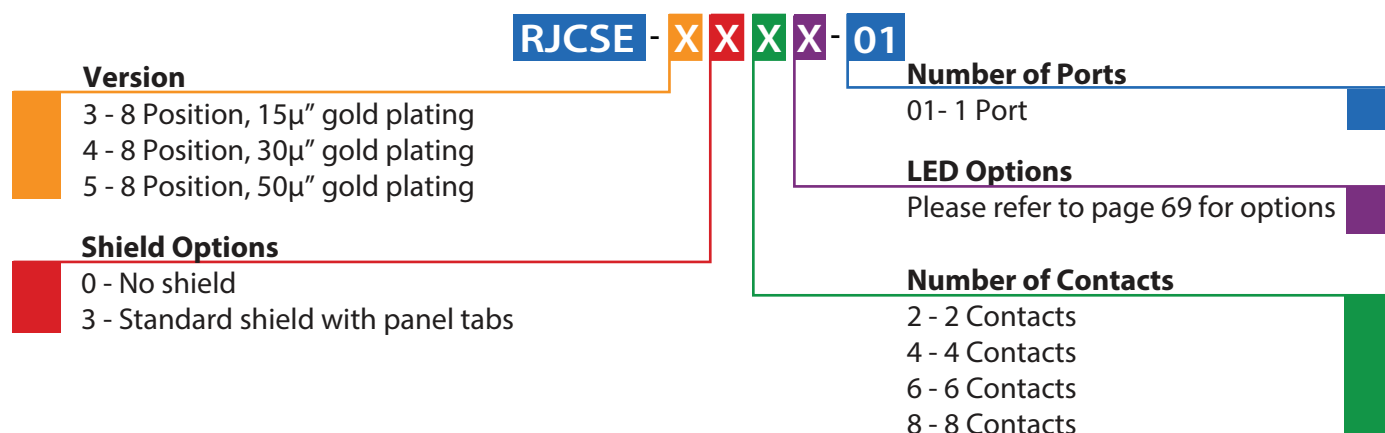
Contact Resistance:	20 mΩ max.
Insulation Resistance:	500 MΩ min. at 500V DC for 2 minutes max.
Current Rating:	1.5 Amps
Voltage Rating:	125 Volts AC
DWV:	1000 VAC, 60 Hz. 1 minute
LED Forward DC Current:	20 mA typical
LED Forward Voltage:	1.9 Volts max. at 2mA (for single colors) 2.6 Volts max. at 2mA (for bicolors)

LED Reverse Voltage:	5 Volts min.
LED Light Intensity:	0.4 -1.5 mCd min. at 2mA (for single colors) 0.5 mCd min. at 2mA (for bicolors)
LED Wave Length:	Yellow: 587± 7 nm measured at 20mA Green: 565 ± 6 nm measured at 20mA Red: 625 ± 5 nm measured at 20mA

Mechanical

Insertion Force:	5 lbs. max.
Pull Retention Force:	20 lbs. min.
Durability:	750 mating & unmating cycles (for 50μ" gold plating options)
Recommended Soldering Temperature:	Connectors suitable for IR Reflow at 245°C for 10 seconds max.
Operating Temperature:	-55°C to + 85°C
UL File #:	E135615
CSA File #:	LR685398

Ordering Information

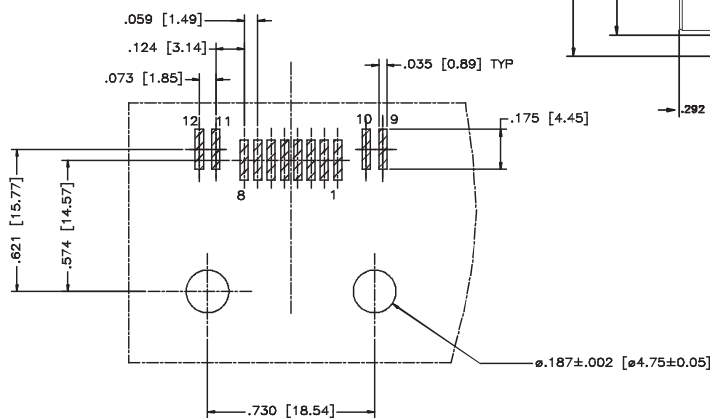
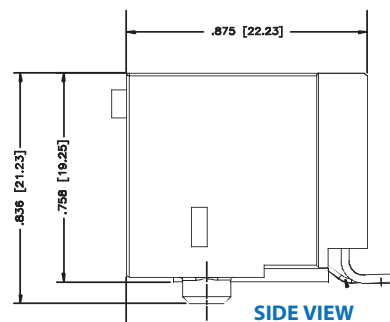
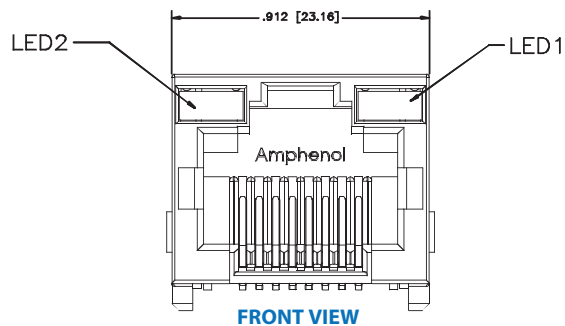


Didn't find what you were looking for?

Please contact sales@amphenolcanada.com and let us know what you need.

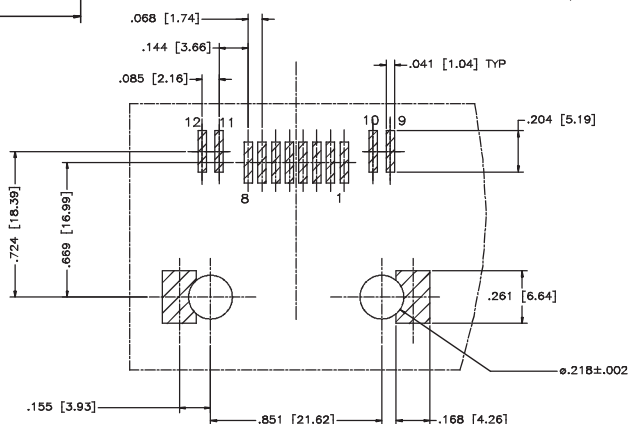
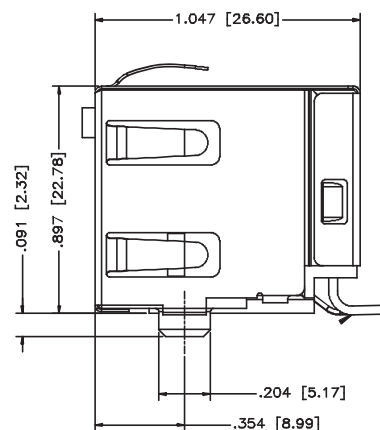
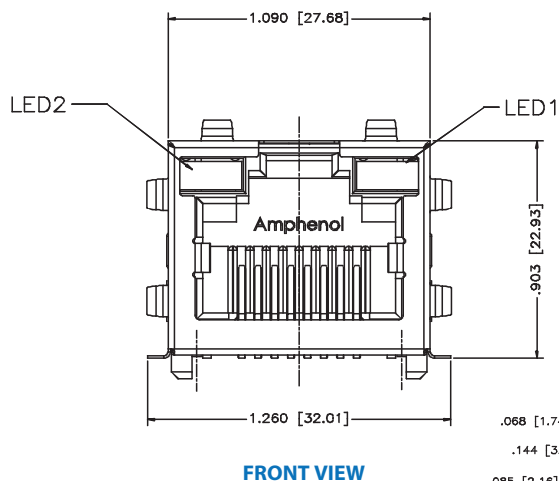
Single Port Non-Shielded

RJCSE-508X-01




Shielded

RJCSE-538X-01



Surface Mount Ultra Low Profile

The RJLSE series contains surface mount modular jacks with superior EMI performance that supports Ethernet Protocols. This low profile connector is built to meet your high volume RJ requirements. This series is a true pick and place compatible SMT connector and is available with different shielding, contacts, gold plating thickness, and color options. This connector is built with high temperature engineering thermoplastic and suitable for the IR Reflow solder process.



Specifications

Material

Insulator:	High temp. engineering thermoplastic; Complies with UL 94V-0; Black, Yellow, Red
Contacts:	Phosphor bronze hard temper with gold thickness options over 50µ" min. nickel on contact mating area; Gold flash over palladium nickel also available; 100µ" min. matte tin plating on soldering tails
Shield:	Copper alloy; nickel or matte tin plated Maximum gap between all terminal tails is 0.004"

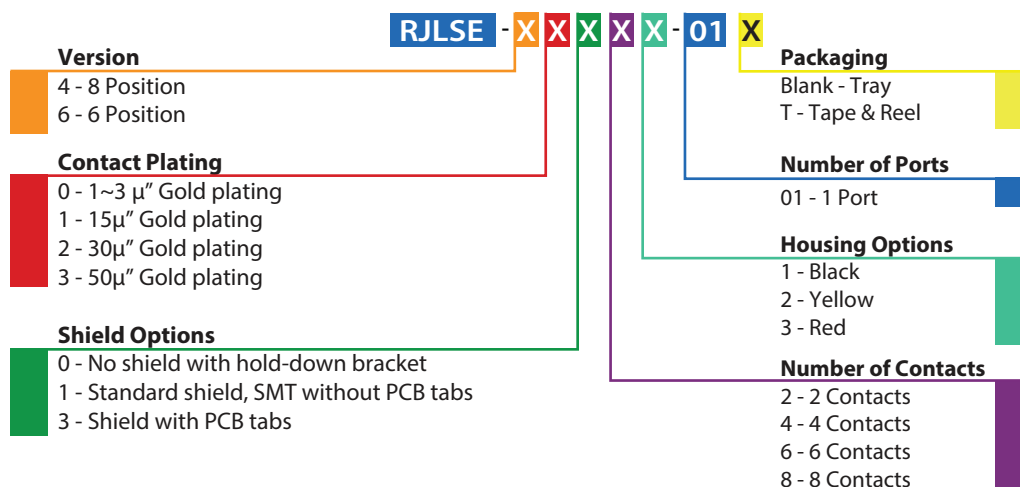
Mechanical

Insertion Force:	5 lbs. max.
Pull Retention Force:	20 lbs. min.
Durability:	750 mating & unmating cycles
Recommended Soldering Temperature:	Lead free reflow soldering up to 260°C for 10 seconds. Three passes permitted
Operating Temperature:	-55°C to +85°C
UL File #:	E135615
CSA File #:	LR685398

Electrical

Contact Resistance:	20 mΩ max.
Insulation Resistance:	500 MΩ min. at 500V DC for 2 minutes max.
Current Rating:	1.5 Amps
Voltage Rating:	125 Volts AC
DWV:	1000 VAC, 60Hz. 1 minute

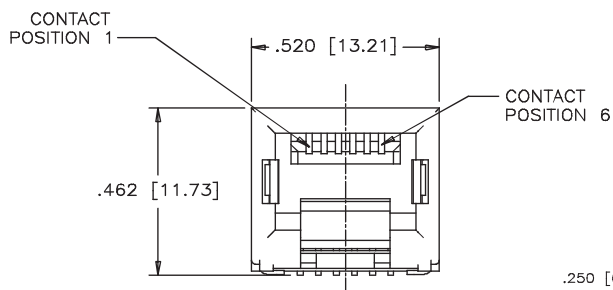
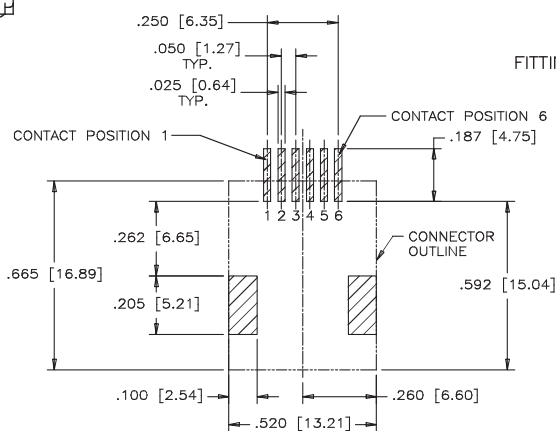
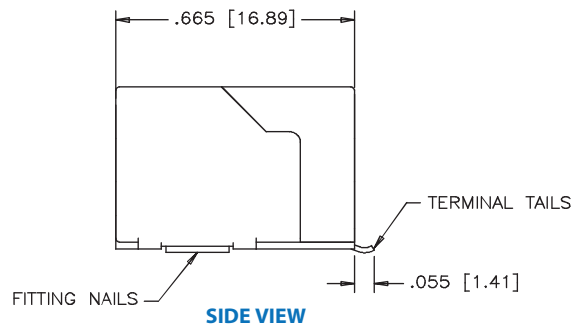
Ordering Information



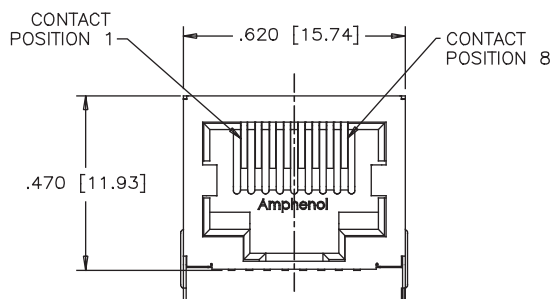
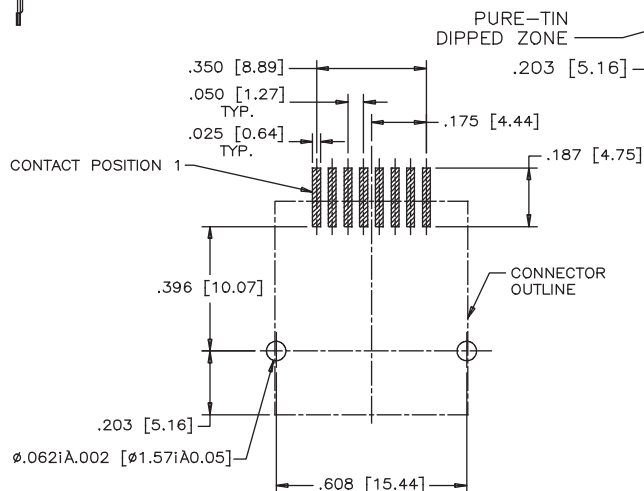
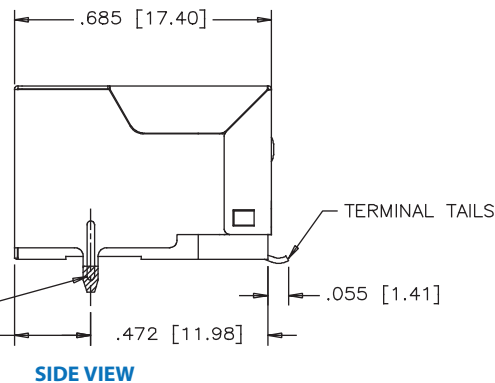
Didn't find what you were looking for?

Please contact sales@amphenolcanada.com and let us know what you need.

Single Port Non-Shielded


RJLSE-6X061-01**FRONT VIEW****RECOMMENDED PCB LAYOUT****SIDE VIEW**

Shielded

RJLSE-4X381-01**FRONT VIEW****RECOMMENDED PCB LAYOUT****SIDE VIEW**

RJ45 and RJ11 Standard Profile

This family of EMI quiet modular jack connectors with integrated LEDs features the same data transfer capabilities as our existing series of LED-integrated modular jacks. This product is an economical solution ideal for LAN applications and is intended for use with low temperature soldering processes. Shielded and non-shielded versions are available with a variety of LED options to choose from. RJESE is offered in both single and multi port configurations.



Specifications

Material

Insulator:	Engineering thermoplastic; Complies with UL 94V-0; Black
Contacts:	Phosphor bronze hard temper with gold thickness options (6μ", 15μ", 30μ", 50μ") over 50μ" min. nickel on contact mating area; 100μ" min. matte tin plating on soldering tail
Shield:	Stainless steel with tin dipped tails
LED:	Tin plating on LED tails

LED Forward Voltage:	1.9 Volts max. at 2mA (for single colors) 2.6 Vols max. at 2mA (for bicolors)
LED Reverse Voltage:	5 Volts min.
LED Light Intensity:	0.4 -1.5 mCd min. at 2mA for single colors 0.5 mCd min. at 2mA (for bicolors)
LED Wave Length:	Yellow: 587± 7 nm measured at 20mA Green: 565 ± 6 nm measured at 20mA Red: 625 ± 5 nm measured at 20mA

Electrical

Contact Resistance:	20 mΩ max.
Insulation Resistance:	500 MΩ min. at 500V DC for 2 minutes max.
Current Rating:	1.5 Amps
Voltage Rating:	125 Volts AC
DWV:	1000 VAC, 60 Hz. 1 minute
LED Forward DC Current:	20 mA typical

Mechanical

Insertion Force:	5 lbs. max.
Pull Retention Force:	20 lbs. min.
Durability:	750 mating & unmating cycles
Recommended Soldering Temperature:	260°C for 5 seconds max. Connectors without LEDs are suitable for IR Reflow
Operating Temperature:	-55°C to +85°C

Ordering Information

RJ45		X	X	X	X	X	X	XX		
Version									Special Identifier	
3 - Vertical mount, 8 positions, with panel stops									Blank - Standard black housing	
7 - Right angled, 6 Position									02 - Housing color: yellow #114C	
8 - Right angled, 8 Position									03 - Housing color: red	
Shield Options									Number of Ports	
0 - No shield									1 - 1 Port	
3 - Standard shield, 1 to 8 port (single port without side tabs)									2 - 2 Ports	
4 - Single port shield, top and side tabs									4 - 4 Ports	
Number of Contacts									Contact Plating	
4 - 4 Contacts									0 - 6μ" Gold plating	
6 - 6 Contacts									1 - 15μ" Gold plating	
8 - 8 Contacts									2 - 30μ" Gold plating	
LED Options									3 - 50μ" Gold plating	
Please refer to page 69 for options									F - ~3μ" Gold plating	

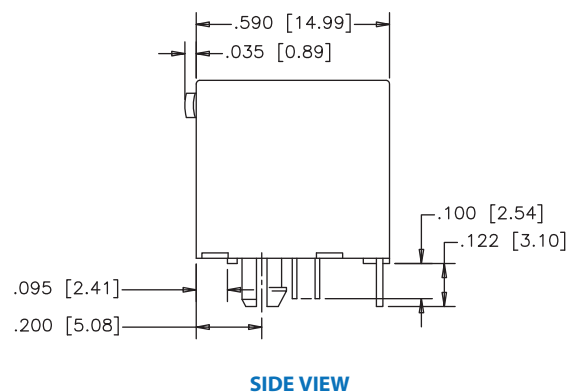
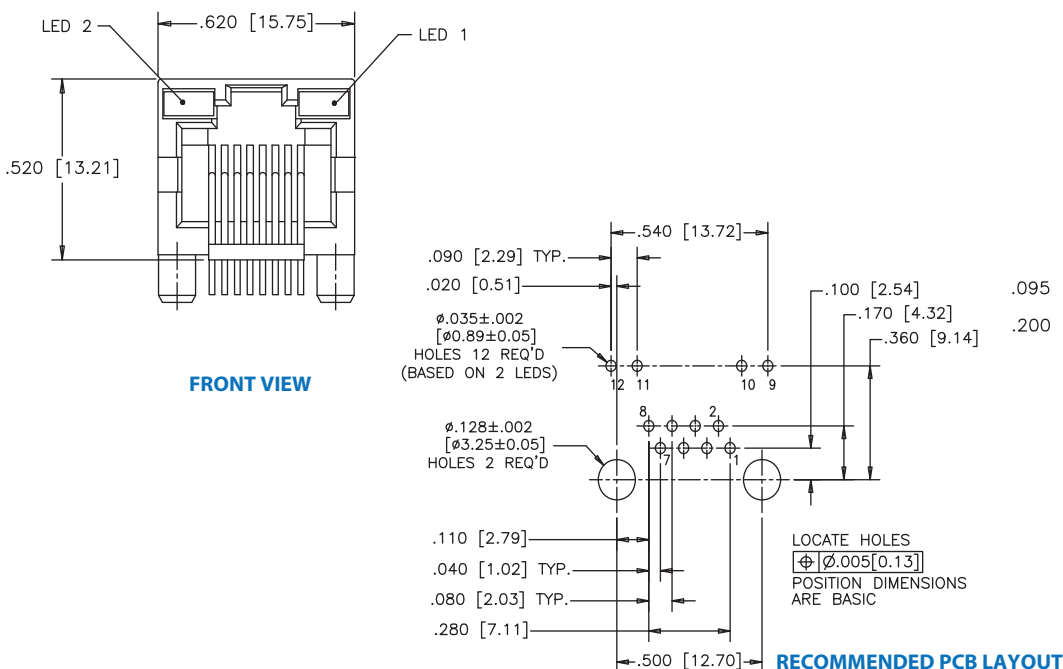
Didn't find what you were looking for?
Please contact sales@amphenolcanada.com and let us know what you need.

RJESE

RJ45 AND RJ11 STANDARD PROFILE

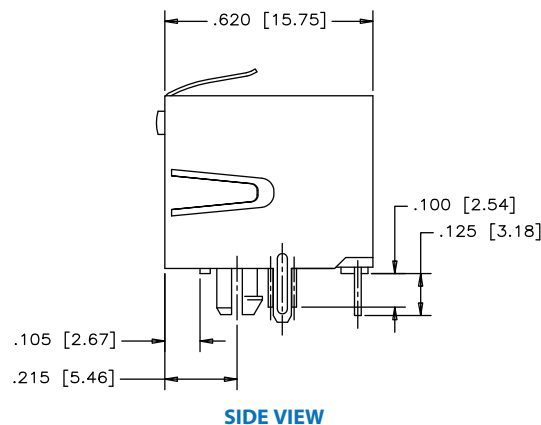
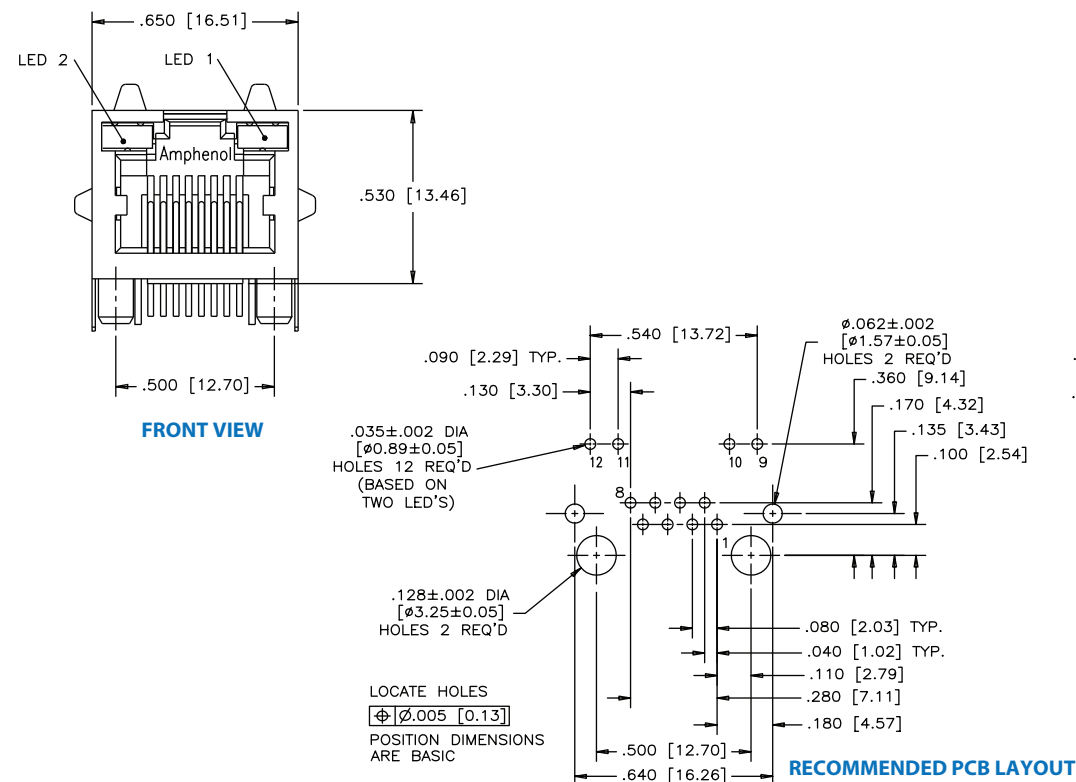
Single Port Non-Shielded

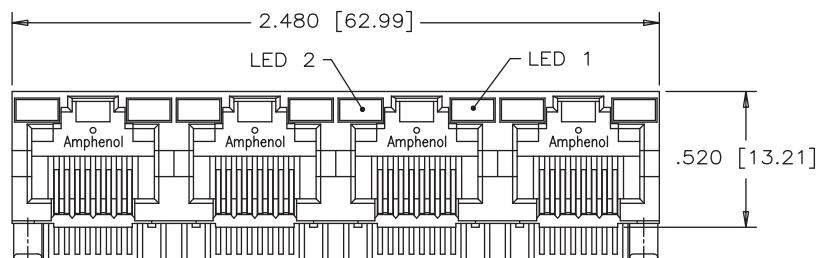
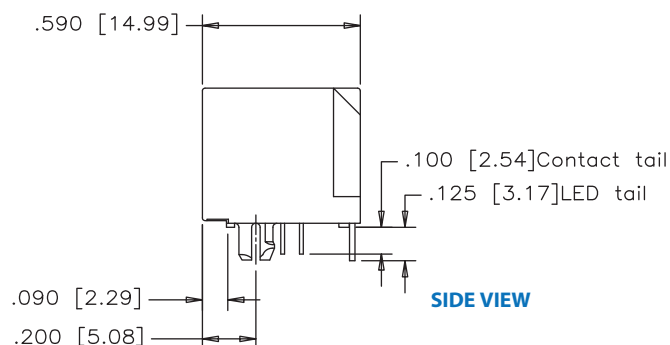
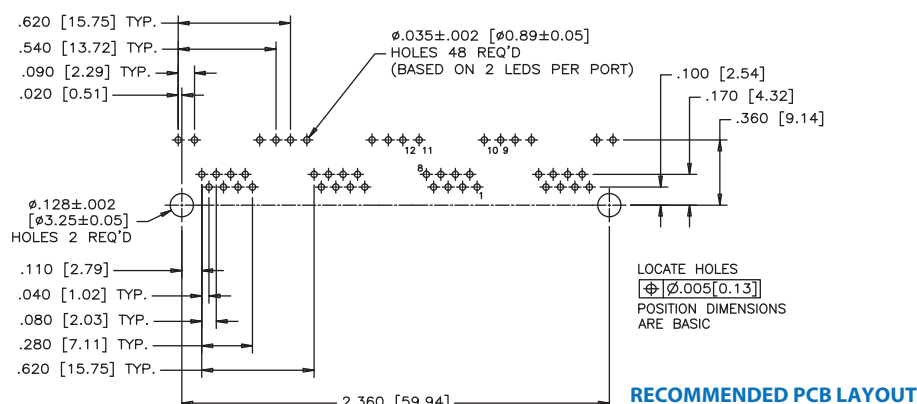
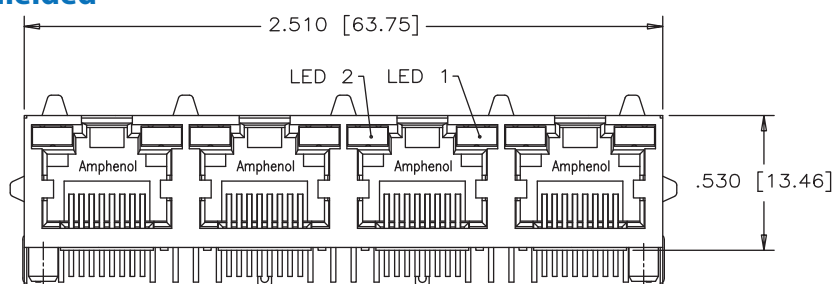
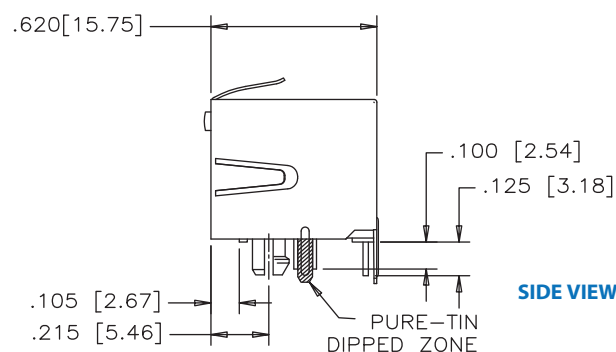
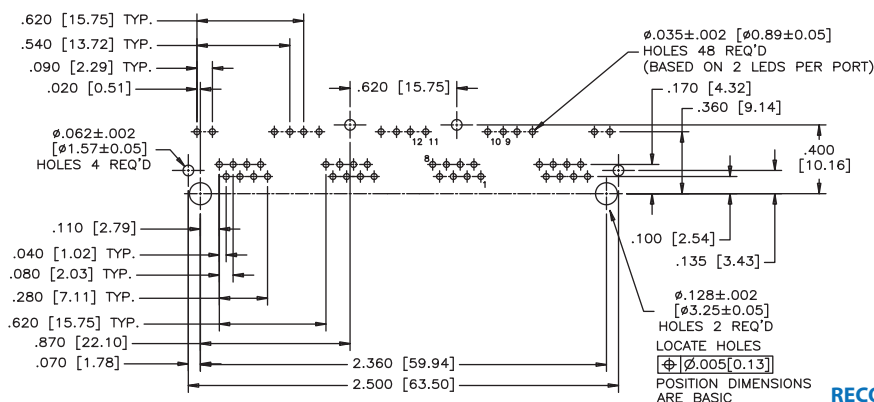
RJESE-808X-X1



Shielded

RJESE-848X-X1



**Multi Port
Non-Shielded****RJ45-808X-X4****FRONT VIEW****SIDE VIEW****RECOMMENDED PCB LAYOUT****Multi Port
Shielded****RJ45-838X-X4****FRONT VIEW****SIDE VIEW****RECOMMENDED PCB LAYOUT**

RJE01

RJ11 (SIX POSITION)

RJ11 (Six Position)

The RJE01 series of 6-position jacks are designed for superior EMI performance. The inverted connector provides shorter leads, eliminating the EMI antenna effect of the standard connector footprint. Typical performance improvement over their standard connector counterparts is 5-10 dB over the frequency range.



Specifications

Material

Insulator:	High temp. engineering thermoplastic; Complies with UL 94V-0; Black
Contacts:	Phosphor bronze hard temper with gold thickness options (6μ", 15μ", 30μ", 50μ") over 50μ" min. nickel on contact mating area; 100μ" min. matte tin plating on soldering tail
Shield:	Stainless steel with tin dipped tails

Mechanical

Insertion Force:	5 lbs. max.
Pull Retention Force:	20 lbs. min.
Durability:	750 mating & unmating cycles
Recommended Soldering	260°C for 5 seconds max.
Operating Temperature:	-55°C to + 85°C
UL File #:	E135615
CSA File #:	LR685398

Electrical

Contact Resistance:	20 mΩ max.
Insulation Resistance:	500 MΩ min. at 500V DC for 2 minutes max.
Current Rating:	1.5 Amps
Voltage Rating:	125 Volts AC
DWV:	1000 VAC, 60 Hz. 1 minute

Ordering Information

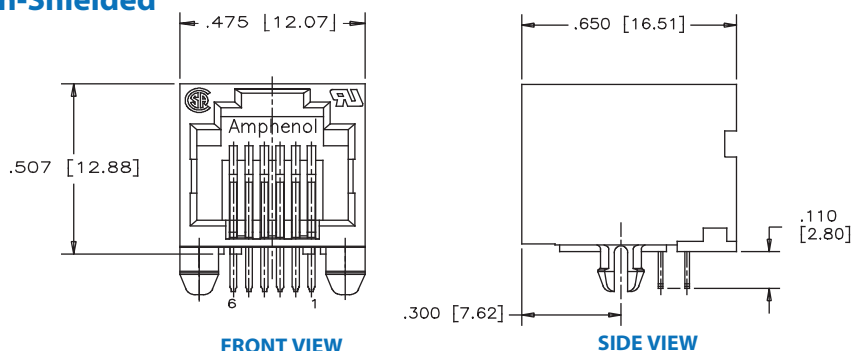
RJE01 - X X X - XX	
Contact Plating 1 - 6μ" Gold plating 6 - 50μ" Gold plating G - 15μ" Gold plating J - 30μ" Gold plating	Number of Ports 01 - 1 Port 02 - 2 Ports
Number of Contacts 2 - 2 Contacts 4 - 4 Contacts 6 - 6 Contacts	Shield Options 0 - No shield 1 - Front/rear tab captions for single port 2 - Shielded with side, and with PCB tails 4 - Shielded without tabs, and without PCB tails 5 - Shielded without tabs, but with shield PCB tails

Didn't find what you were looking for?
Please contact sales@amphenolcanada.com and let us know what you need.

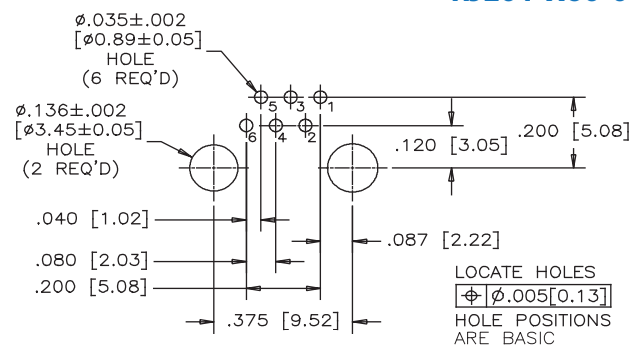
RJE01

RJ11 (SIX POSITION)

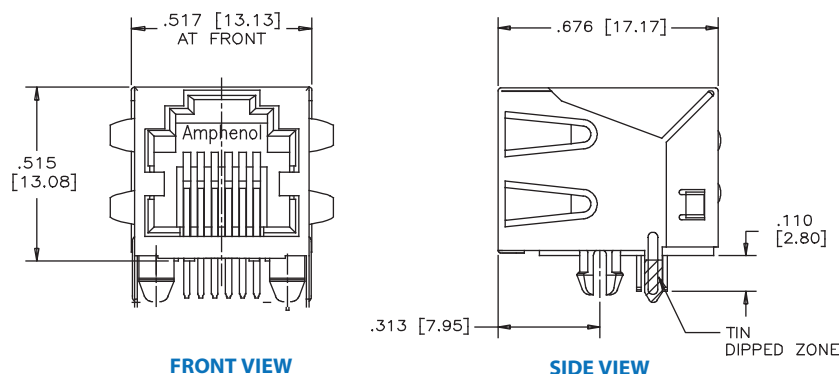
Single Port Non-Shielded



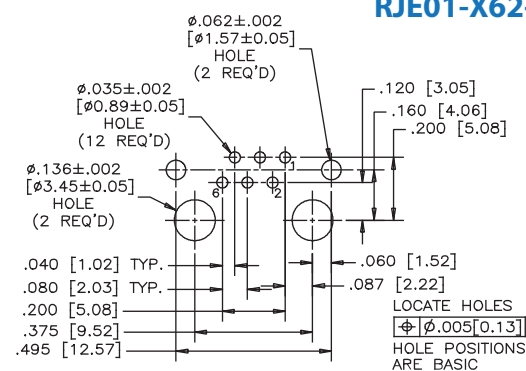
RJE01-X60-01



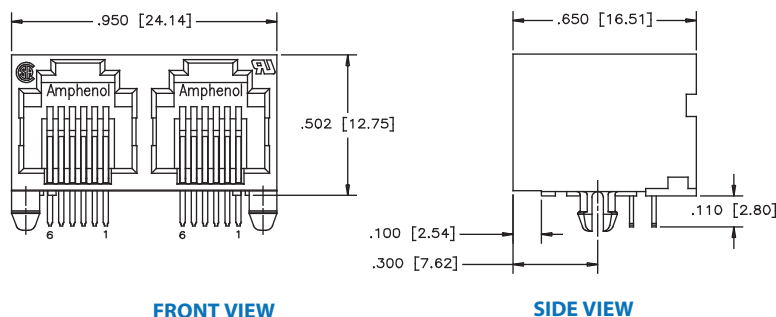
Shielded



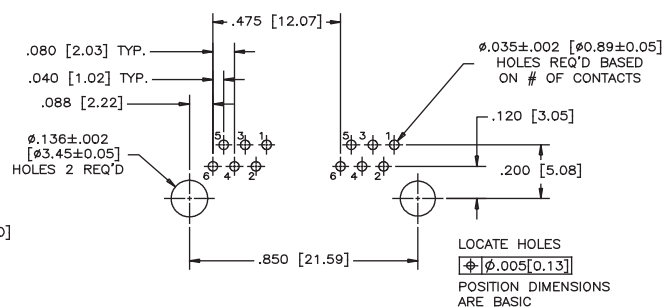
RJE01-X62-01



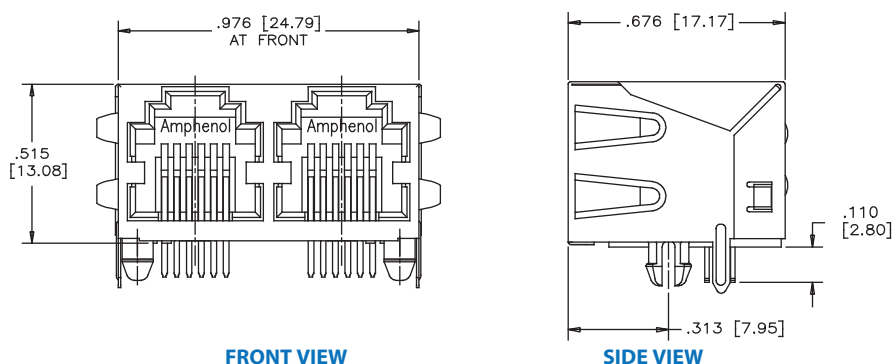
Multi Port Non-Shielded



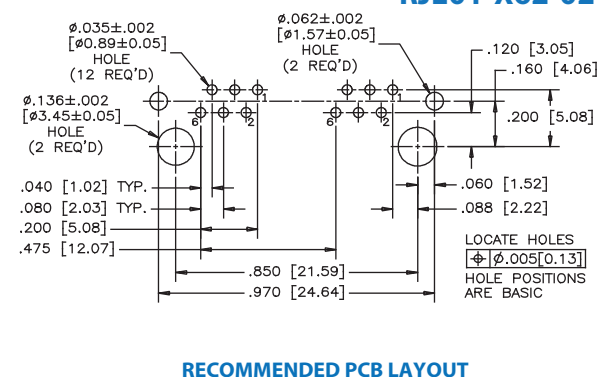
RJE01-X60-02



Shielded



RJE01-X62-02




RJE02

SINGLE PORT HIGH PROFILE

Single Port, High Profile

RJE02 series is a group of products within a family of standard modular jacks designed to meet requirements for a variety of applications options within the RJE02 family include options with and without a panel stops, and RJ11 & RJ45 configurations.



Specifications

Material

Insulator: Engineering thermoplastic; Complies with UL 94V-0; Black

Contacts: Phosphor bronze hard temper with gold thickness options (6μ", 15μ", 30μ", 50μ") over 50μ" min. nickel on contact mating area; 100μ" min. matte tin plating on soldering tail

Shield: Copper alloy, nickel plated with tin dipped tail

Electrical

Contact Resistance: 20 mΩ max.

Insulation Resistance: 500 MΩ min. at 500V DC for 2 mins max.

Current Rating: 1.5 Amps

Voltage Rating: 125 Volts AC

DWV: 1000 VAC, 60 Hz. 1 minute

Mechanical

Insertion Force: 5 lbs. max.

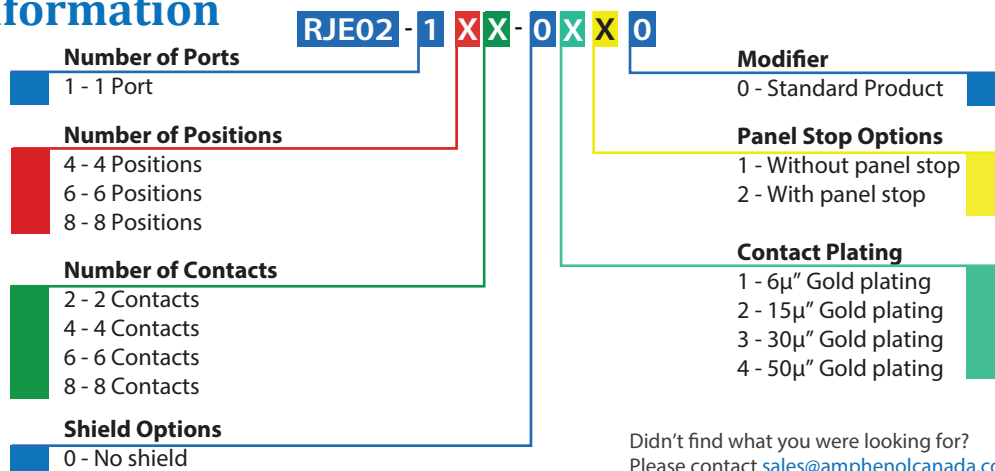
Pull Retention Force: 20 lbs. min.

Durability: 750 mating & unmating cycles

Recommended Soldering Temperature: 260°C for 5 seconds max. Connectors with high temp. material suitable for IR Reflow

Operating Temperature: -40°C to +85°C

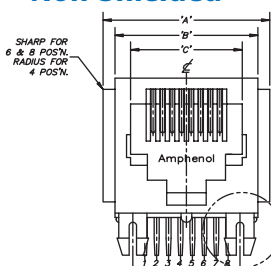
Ordering Information



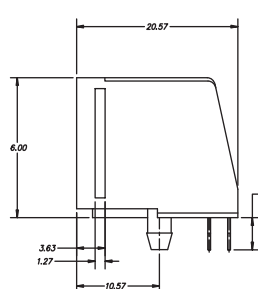
Didn't find what you were looking for?
Please contact sales@amphenolcanada.com and let us know what you need.

Single Port Non-Shielded

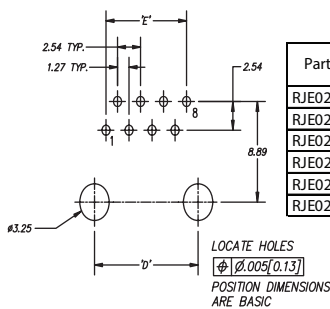
RJE02-1XX-0X20



FRONT VIEW



SIDE VIEW



RECOMMENDED PCB LAYOUT

Part Number	No. of Positions	No. of Contacts	Dimensions					Quantity per tray	Quantity per carton
			A	B	C	D	E		
RJE02-142-0X20	4	2	13.72	11.18	7.85	7.62	1.27	120	2160
RJE02-144-0X20	4	4	13.72	11.18	7.85	7.62	3.81	120	2160
RJE02-162-0X20	6	2	15.75	13.21	9.88	10.16	1.27	120	2160
RJE02-164-0X20	6	4	15.75	13.21	9.88	10.16	3.81	120	2160
RJE02-166-0X20	6	6	15.75	13.21	9.88	10.16	3.81	120	2160
RJE02-188-0X20	8	8	17.78	15.24	11.91	11.43	8.89	100	1800

RJE03

SINGLE PORT LOW PROFILE

Single Port, Low Profile

RE03 series is a group of products within a family of standard modular jacks designed to meet requirements for a variety of applications. Options within the RJE03 family include shielded and non-shielded, and RJ11 & RJ45 configurations.



Specifications

Material

Insulator:	Engineering thermoplastic; Complies with UL 94V-0; Black
Contacts:	Phosphor bronze hard temper with gold thickness options (6μ", 15μ", 30μ", 50μ") over 50μ" min. nickel on contact mating area; 100μ" min. matte tin plating on soldering tail
Shield:	Copper alloy; nickel plated with tin dipped tail

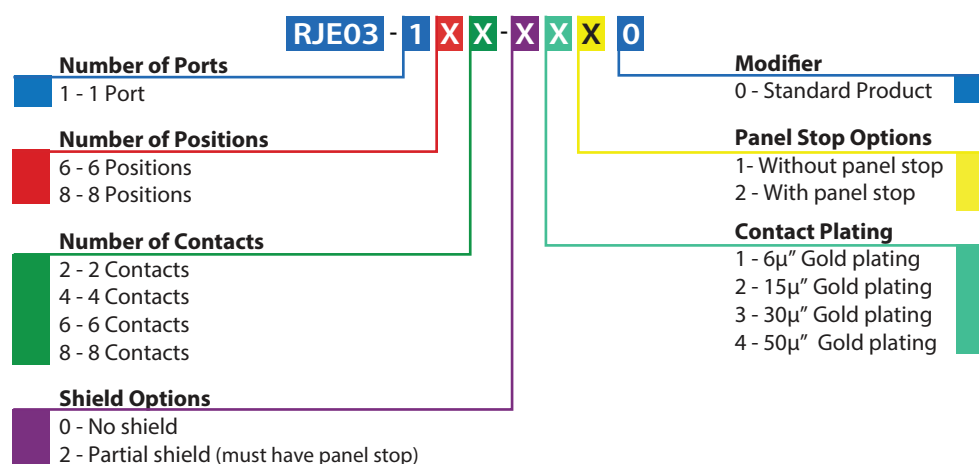
Electrical

Contact Resistance:	20 mΩ max.
Insulation Resistance:	500 MΩ min. at 500V DC for 2 minutes max.
Current Rating:	1.5 Amps
Voltage Rating:	125 Volts AC
DWV:	1000 VAC, 60 Hz. 1 minute

Mechanical

Insertion Force:	5 lbs. max.
Pull Retention Force:	20 lbs. min.
Durability:	750 mating & unmating cycles
Recommended Soldering Temperature:	260°C for 5 seconds max. Connectors with high temp. material are suitable for IR Reflow
Operating Temperature:	-40°C to + 85°C

Ordering Information



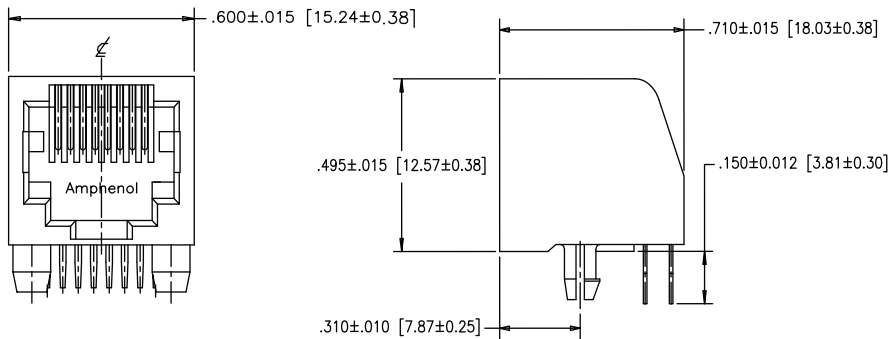
Didn't find what you were looking for?
Please contact sales@amphenolcanada.com and let us know what you need.

RJE03

SINGLE PORT LOW PROFILE

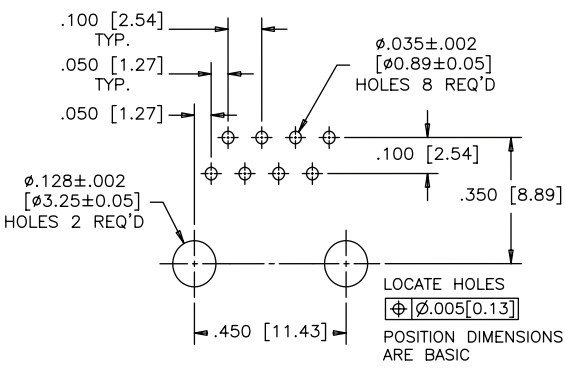
Single Port Non-Shielded

RJE03-188-0X10



FRONT VIEW

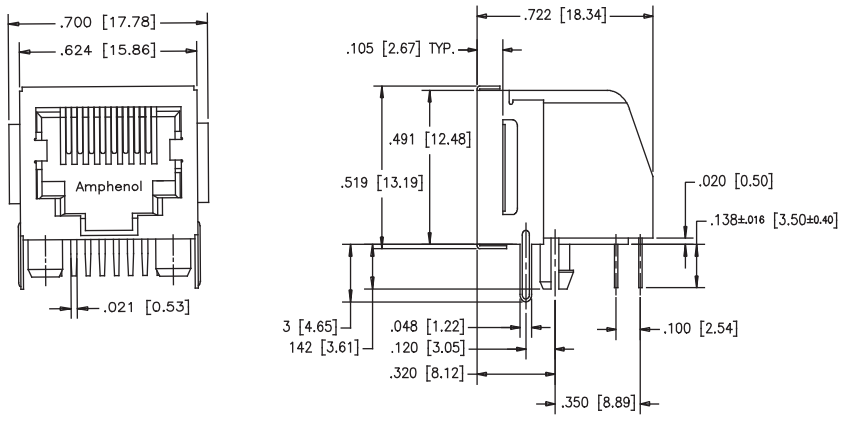
SIDE VIEW



RECOMMENDED PCB LAYOUT

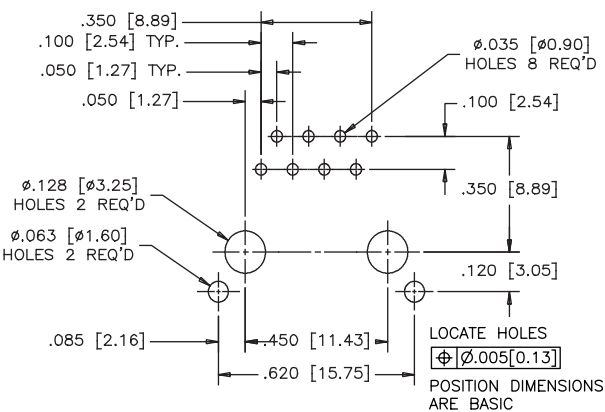
Shielded with Panel Stop

RJE03-188-2X20



FRONT VIEW

SIDE VIEW




RECOMMENDED PCB LAYOUT

Notes

Ultra Low Profile

RJE05 series is a group of products within a family of standard modular jacks designed to meet requirements for a variety of applications. Options within the RJE05 family include shielded or non-shielded, and RJ11 & RJ45 configurations.



Specifications

Material

Insulator:	Engineering thermoplastic; Complies with UL 94V-0; Black
Contacts:	Phosphor bronze hard temper with gold thickness options (6μ", 15μ", 30μ", 50μ") over 50μ" min. nickel on contact mating area; 100μ" min. matte tin plating on soldering tail
Shield:	Copper alloy; nickel plated with tin dipped tail

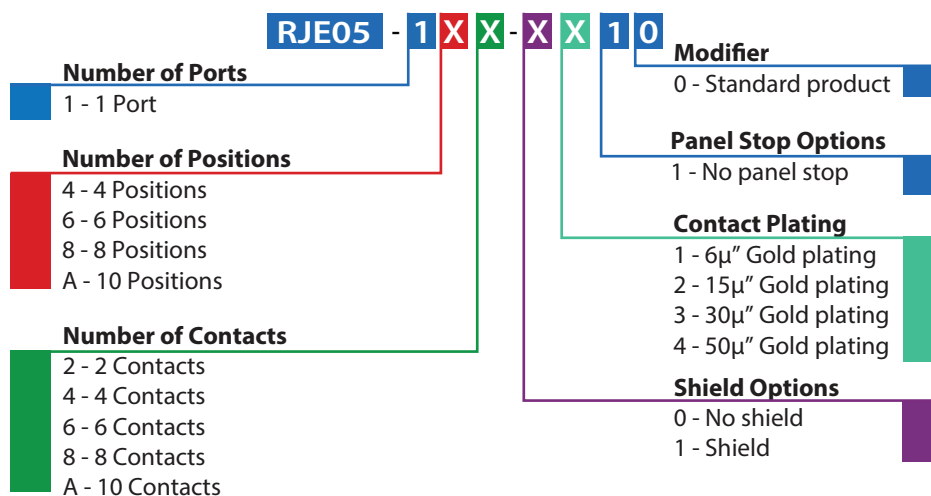
Electrical

Contact Resistance:	20 mΩ max.
Insulation Resistance:	500 MΩ min. at 500V DC for 2 minutes max.
Current Rating:	1.5 Amps
Voltage Rating:	125 Volts AC
DWV:	1000 VAC, 60 Hz. 1 minute

Mechanical

Insertion Force:	5 lbs. max.
Pull Retention Force:	20 lbs. min.
Durability:	750 mating & unmating cycles
Recommended Soldering Temperature:	Wave soldering peaked at 260°C for 5 seconds max. Connectors made with high temperature materials are suitable for IR Reflow)
Operating Temperature:	-40°C to + 85°C
UL File #:	E136228

Ordering Information



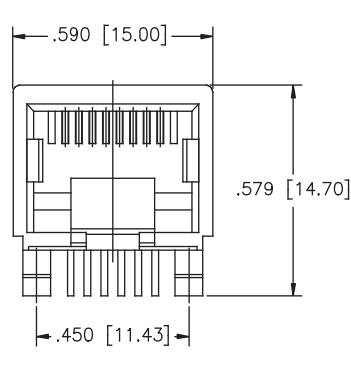
Didn't find what you were looking for?
Please contact sales@amphenolcanada.com and let us know what you need.

RJE05

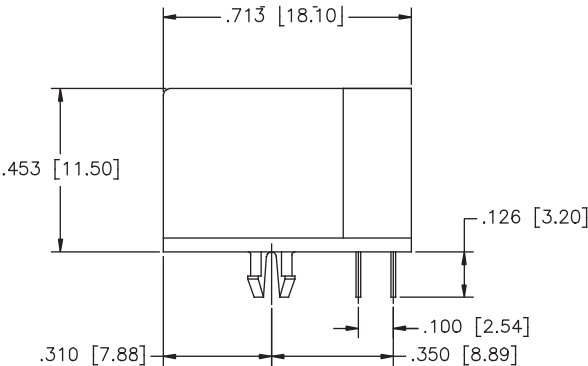
ULTRA LOW PROFILE

Single Port Non-Shielded

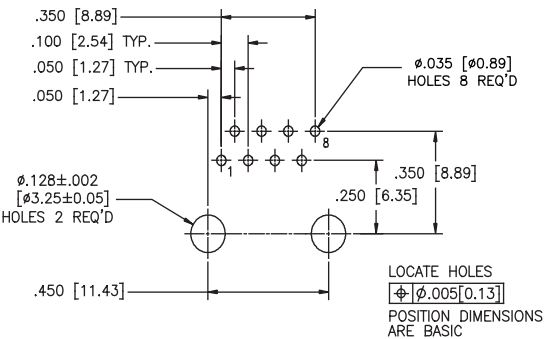
RJE05-188-0X10



FRONT VIEW



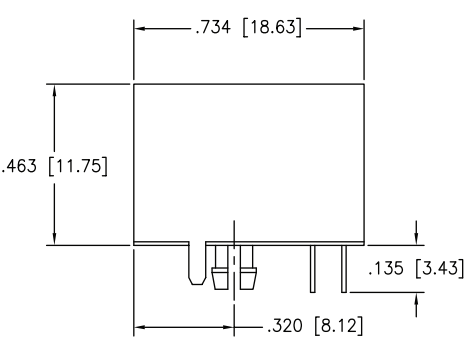
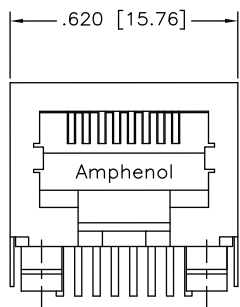
SIDE VIEW



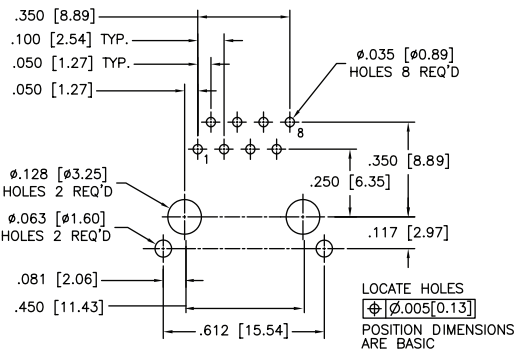
RECOMMENDED PCB LAYOUT

Shielded

RJE05-188-1X10



SIDE VIEW




RECOMMENDED PCB LAYOUT

Notes

Single Port Surface Mount

RJE07 products belong to a family of standard modular jacks designed to meet requirements for a variety of applications. Options within the FRJAE series offer low cost and effective EMC control within standard RJ11 & RJ45 connector footprints. EMC control is offered by a completely shielded connector and/or with the use of a high resistivity, high impedance Ferrite Block. No board layout changes are required for its use. Simply replace the standard non-filtered connector for superior EMC performance.



Specifications

Material

Insulator:	High temp. thermoplastic; Complies with UL 94V-0; Black
Contacts:	Phosphor bronze hard temper with gold thickness options (6μ", 15μ", 30μ", 50μ"), over 50μ" min. nickel on contact mating area; 100μ" min. matte tin plating on soldering tail
Shield:	Copper alloy; nickel plated with tin dipped tail

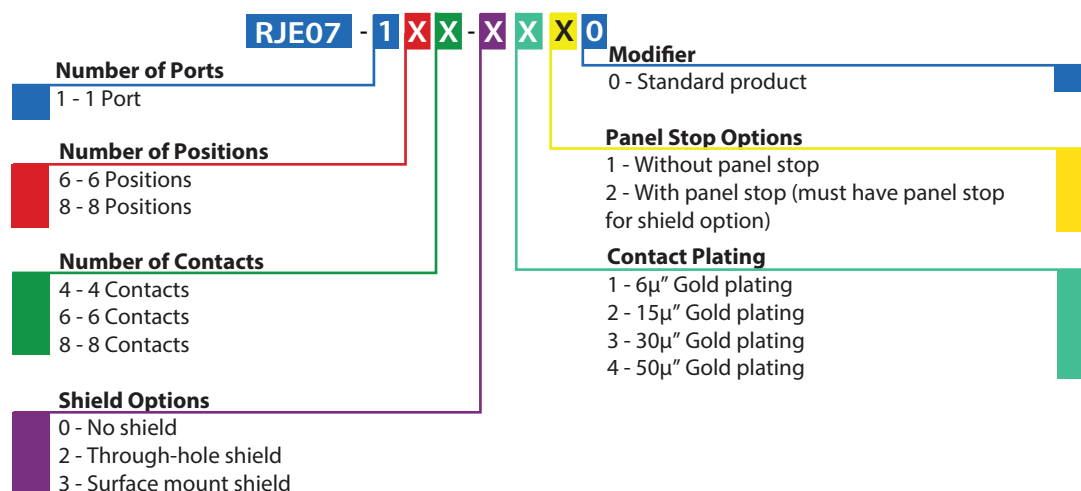
Electrical

Contact Resistance:	20 mΩ max.
Insulation Resistance:	500 MΩ min. at 500V DC for 2 minutes max.
Current Rating:	1.5 Amps
Voltage Rating:	125 Volts AC
DWV:	1000 VAC, 60 Hz. 1 minute

Mechanical

Insertion Force:	5 lbs. max.
Pull Retention Force:	20 lbs. min.
Durability:	750 mating & unmating cycles
Recommended Soldering Temperature:	Reflow soldering at 260°C for 6 - 8 seconds max.
Operating Temperature:	-40°C to + 85°C

Ordering Information



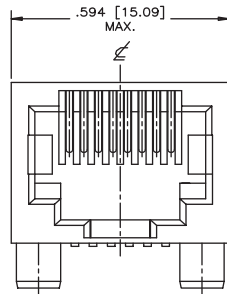
Didn't find what you were looking for?

Please contact sales@amphenolcanada.com and let us know what you need.

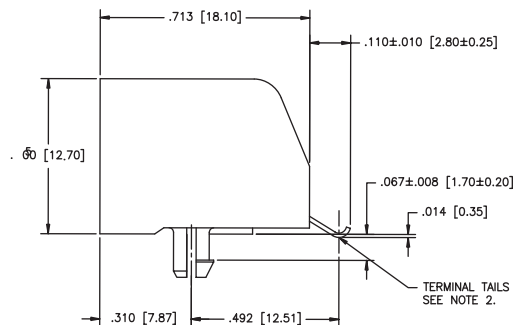
RJE07

SINGLE PORT SURFACE MOUNT

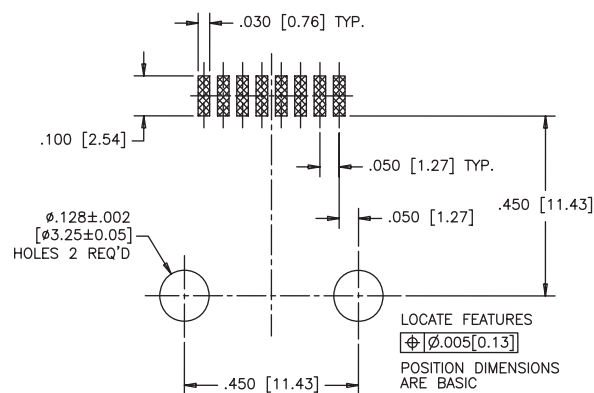
Single Port Non-Shielded



FRONT VIEW

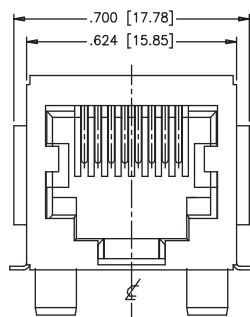


SIDE VIEW

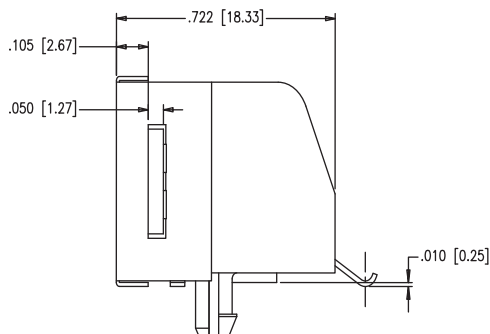


RECOMMENDED PCB LAYOUT

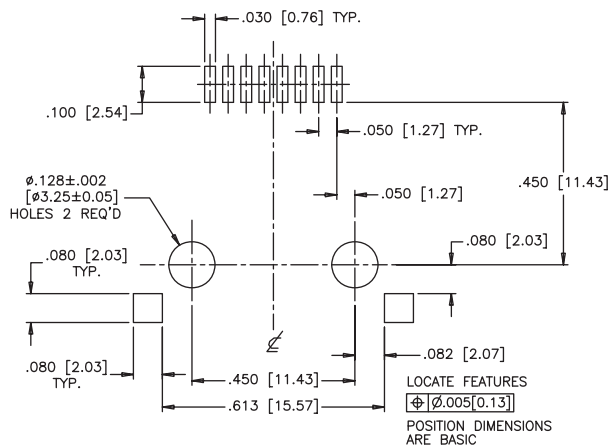
Surface Mount Shield



FRONT VIEW

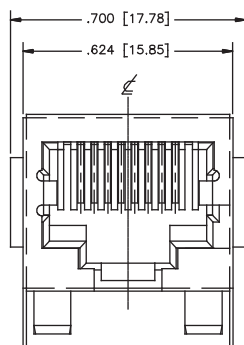


SIDE VIEW

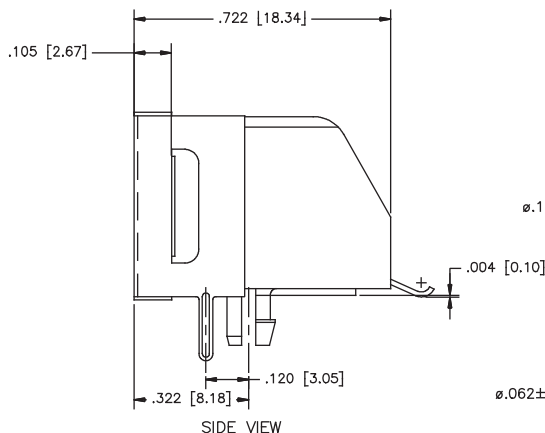


RECOMMENDED PCB LAYOUT

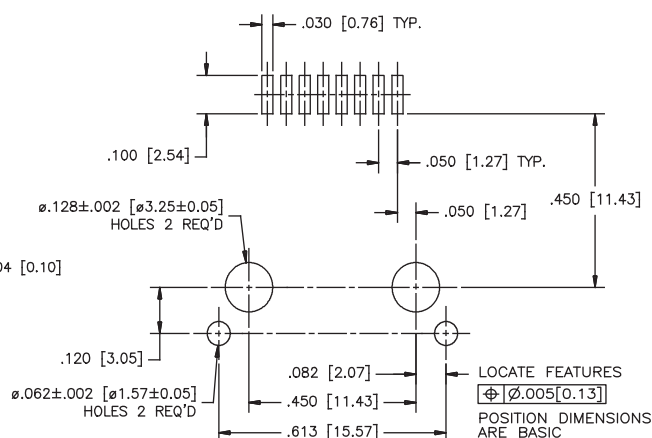
Through-Hole Shield



FRONT VIEW



SIDE VIEW




RECOMMENDED PCB LAYOUT

RJE09

STANDARD PROFILE

Standard Profile

RJE09 series is a group of products within a family of standard modular jacks designed to meet requirements for a variety of applications. Options with the RJE09 family include shielded & non-shielded, and RJ11 & RJ45 configurations.



Specifications

Material

Insulator:	Engineering thermoplastic; Complies with UL 94V-0; Black
Contacts:	Phosphor bronze hard temper with gold thickness options (6μ", 15μ", 30μ", 50μ"), over 50μ" min. nickel on contact mating area; 100μ" min. matte tin or gold flash plating on tail area
Shield:	Copper alloy; nickel plating overall

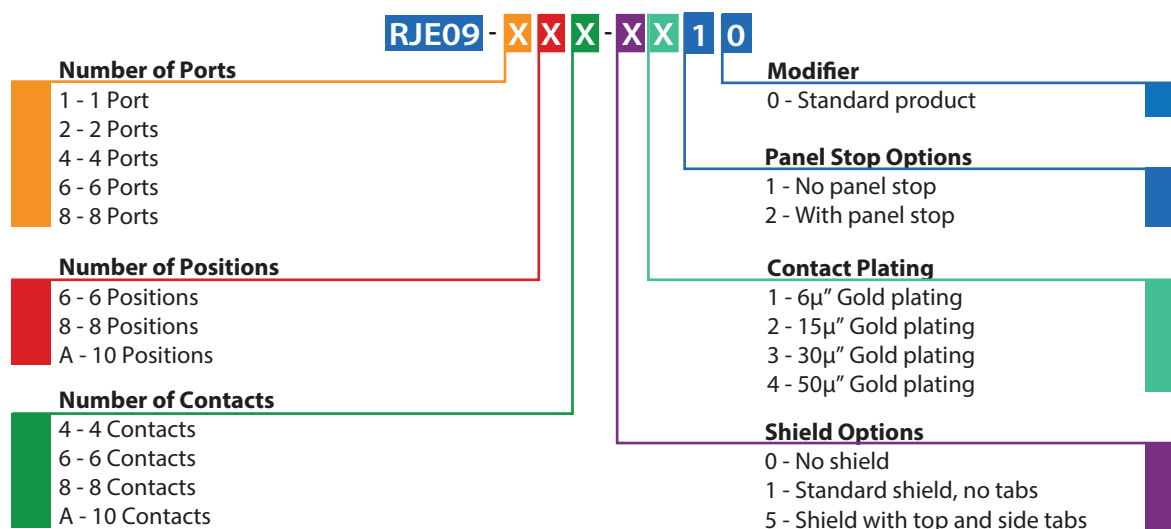
Electrical

Contact Resistance:	25 mΩ max.
Insulation Resistance:	500 MΩ min. at 500V DC for 2 minutes max.
Current Rating:	1.5 Amps
Voltage Rating:	125 Volts AC
DWV:	1000 VAC, 60 Hz. 1 minute

Mechanical

Insertion Force:	5 lbs. max.
Pull Retention Force:	20 lbs. min.
Durability:	750 mating & unmating cycles
Recommended Soldering Temperature:	Wave soldering at 260°C for 5-8 seconds max.
Operating Temperature:	-40°C to +70°C
UL File #:	E136228

Ordering Information

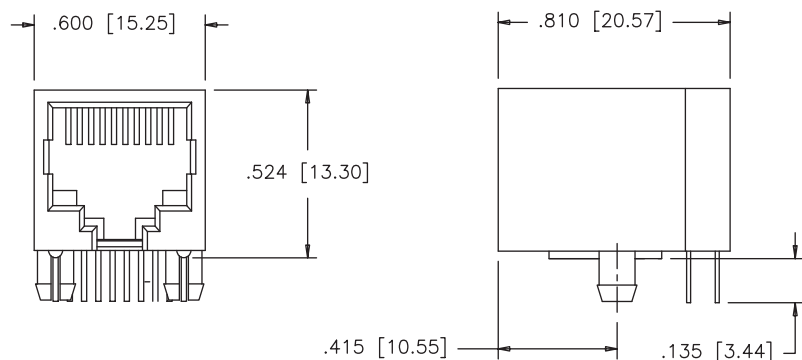


Didn't find what you were looking for?
Please contact sales@amphenolcanada.com and let us know what you need.

RJE09

STANDARD PROFILE

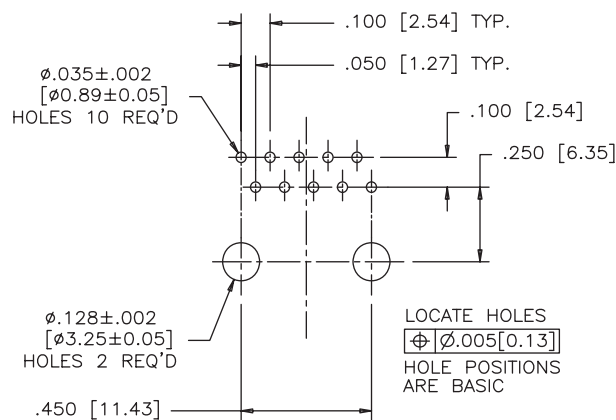
Single Port Non-Shielded



FRONT VIEW

SIDE VIEW

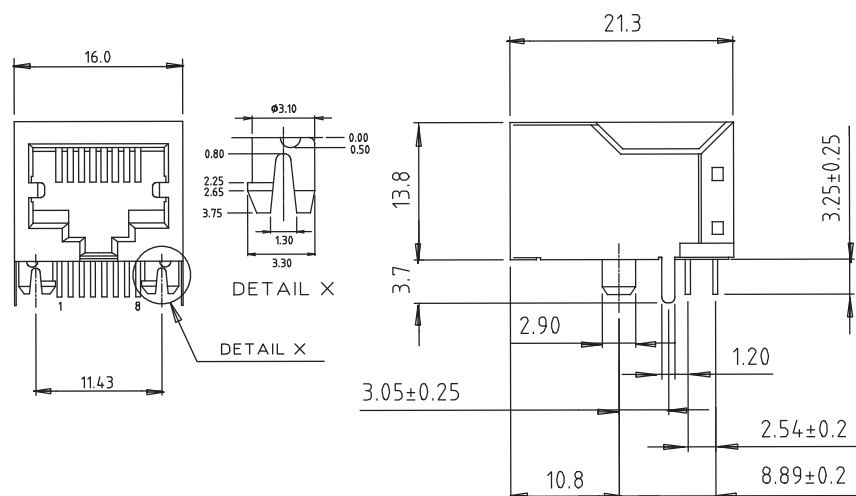
RJE09-1AA-0X10



RECOMMENDED PCB LAYOUT

Shielded

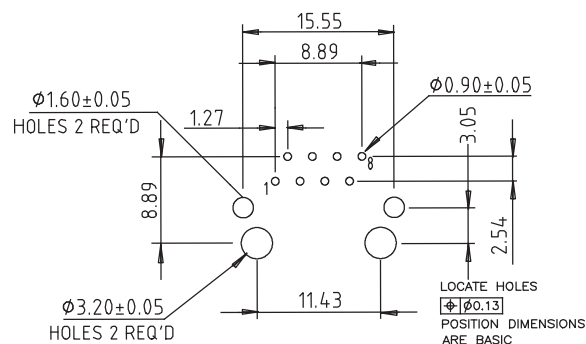
*This drawing is in millimeters only.



FRONT VIEW

SIDE VIEW

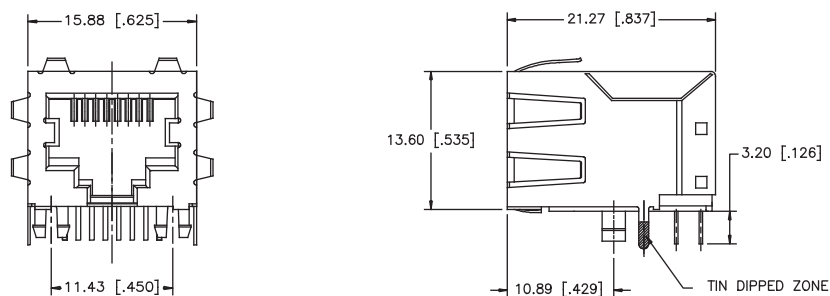
RJE09-188-1X10



RECOMMENDED PCB LAYOUT

Shielded

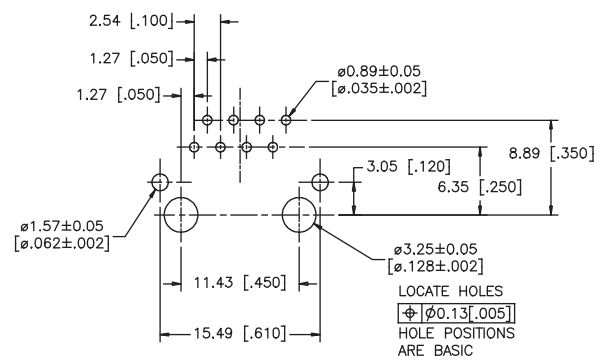
*This drawing is in millimeters [inches]



FRONT VIEW

SIDE VIEW

RJE09-188-5X10



RECOMMENDED PCB LAYOUT

RJE09-288-0X10



RJE09-888-1X10

FRONT VIEW




RJE15

SINGLE PORT LOW PROFILE

Single Port, Low Profile

The RJE15 low profile connector is built to meet your high volume RJ requirements. This is a true pick and place compatible SMT connector and is available with or without shielding, as well as with a variety of options including number of contacts, plating thickness, and color. This connector is built with high temperature engineering thermoplastic and suitable for IR Reflow solder process.



Specifications

Material

Insulator:	High temp. thermoplastic; Complies with UL 94V-0; Black
Contacts:	Phosphor bronze hard temper with gold thickness options (6μ", 15μ", 30μ", 50μ"), over 50μ" min. nickel on contact mating area; 100μ" min. matte tin or gold flash plating on tail area
Shield:	Copper alloy; nickel plating overall

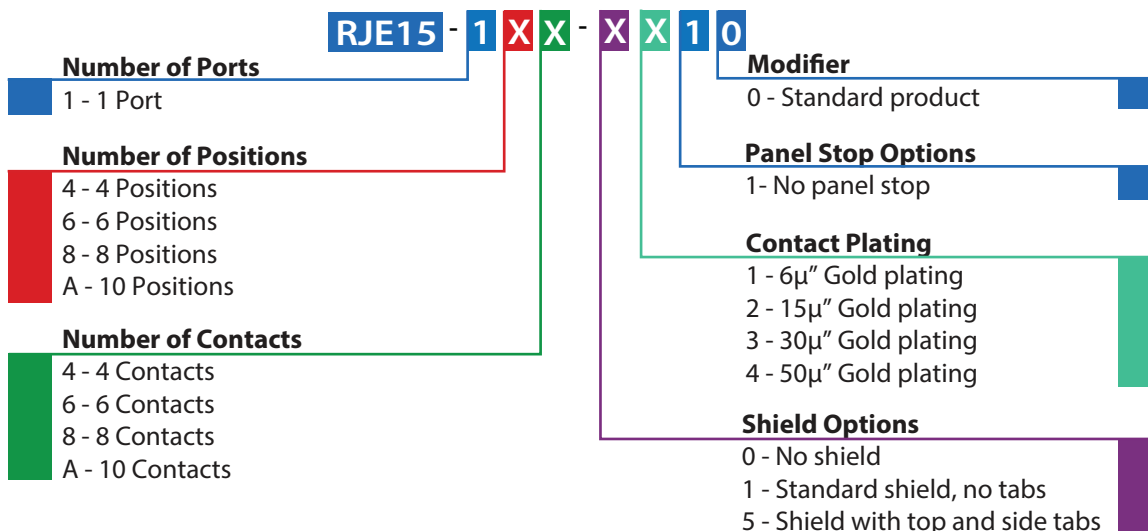
Electrical

Contact Resistance:	25 mΩ max.
Insulation Resistance:	1000 MΩ min. at 500V DC for 2 minutes max.
Current Rating:	1.5 Amps
Voltage Rating:	125 Volts AC
DWV:	1000 VAC, 60 Hz. 1 minute

Mechanical

Insertion Force:	5 lbs. max.
Pull Retention Force:	20 lbs. min.
Durability:	750 mating & unmating cycles
Recommended Soldering Temperature:	IR Reflow peaked at 260°C for 5 - 8 seconds max.
Operating Temperature:	-40°C to + 70°C

Ordering Information



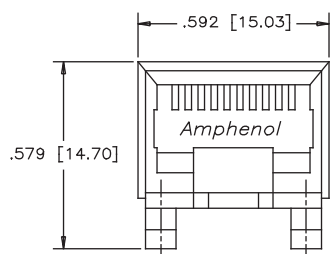
Didn't find what you were looking for?

Please contact sales@amphenolcanada.com and let us know what you need.

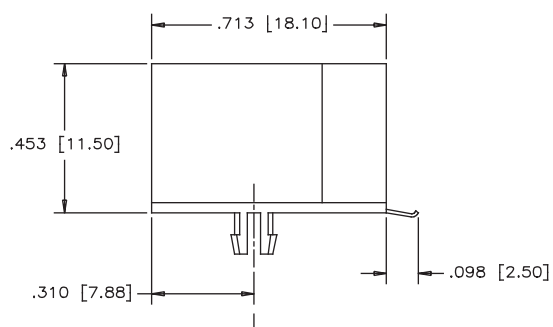
RJE15

SINGLE PORT LOW PROFILE

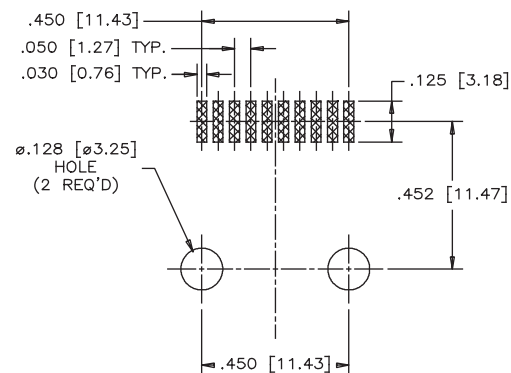
Single Port Non-Shielded



FRONT VIEW

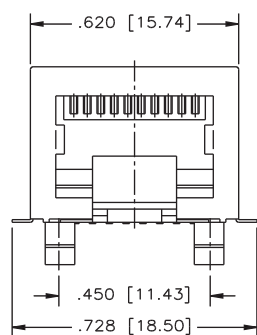


SIDE VIEW

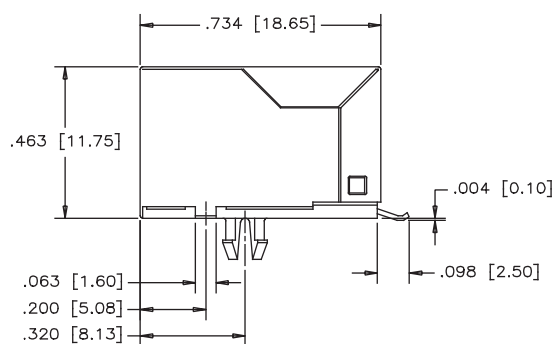


RECOMMENDED PCB LAYOUT

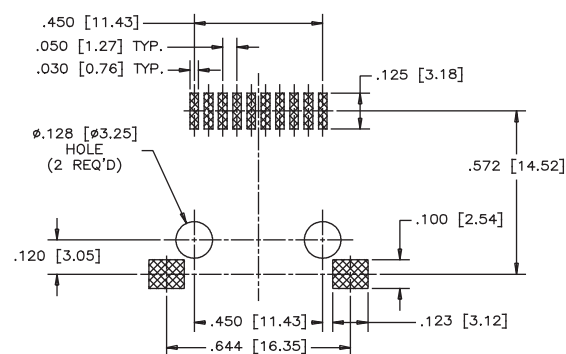
Shielded



FRONT VIEW



SIDE VIEW



RECOMMENDED PCB LAYOUT

Notes

RJULE

RECESSED, LOW PROFILE

Recessed, Low Profile

RJULE is a series of single port RJ45 modular jacks designed for slim profile applications. With a profile height of less than 10 millimeters, this connector is perfect where vertical space is limited. Standard and rear mount shield options for superior EMI performance makes this part ideal for LAN and router applications.



Specifications

Material

Housing:	High temp. engineering thermoplastic; flammability rating UL 94V-0
Contacts:	Phosphor bronze
Plating	Gold plated on mating surfaces over 50µ" (1.27 microns) min. nickel under plate; 100µ" (2.54 microns) min. matte tin on contact tails
Shield:	Copper alloy; nickel plated

Electrical

Contact Resistance:	20 mΩ max.
Insulation Resistance:	500 MΩ min. at 500V DC for 2 minutes max.
Current Rating:	1.5 Amps
Voltage Rating:	125 Volts AC
DWV:	1000 VAC, 60 Hz. 1 minute

Mechanical

Insertion Force:	5 lbs. max.
Pull Retention Force:	20 lbs. min.
Durability:	750 mating & unmating cycles
Recommended Soldering Temperature:	Wave soldering peaked at 260°C for 5 seconds max. Suitable for IR Reflow
Operating Temperature	-55°C to + 85°C
UL File #:	E135615

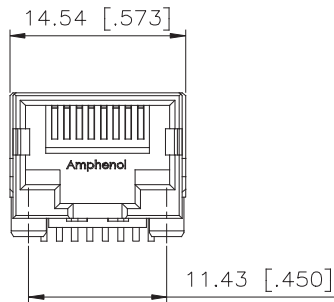
Ordering Information

RJULE - 4 X X X X - 01 X	
Number of Positions	Packaging
4 - 8 Positions	Blank - Tray
Contact Plating	T - Tape & Reel
0 - 1 ~ 3µ" Gold plating	Number of Ports
1 - 15µ" Gold plating	01 - 1 Port
2 - 30µ" Gold plating	Shield Options
3 - 50µ" Gold plating	0 - No shield
Housing Options	1 - Standard shield
1 - Black	2 - Shield with side ground tabs designed to touch with mounting panel
2 - Yellow	3 - Shield with ground tab
3 - Red	
Number of Contacts	
4 - 4 Contacts	
6 - 6 Contacts	
8 - 8 Contacts	

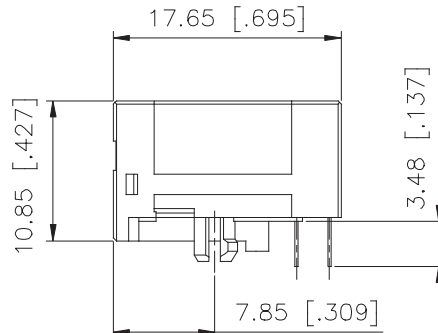
Didn't find what you were looking for?
Please contact sales@amphenolcanada.com and let us know what you need.

**Single Port
Non-Shielded**

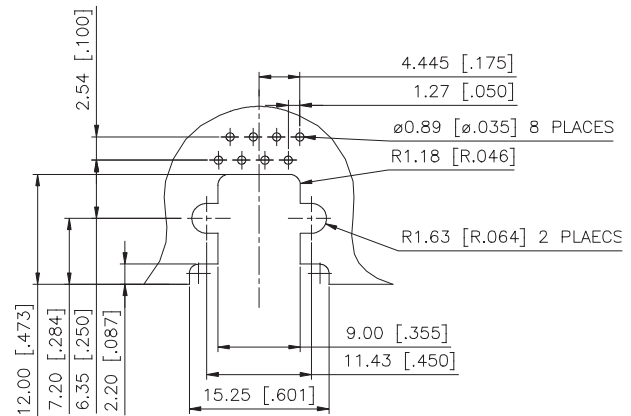
* All drawings are measured in millimeters [inches]

RJULE-4X180-01

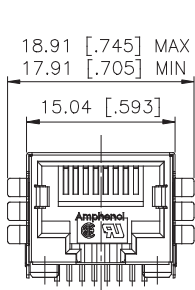
FRONT VIEW



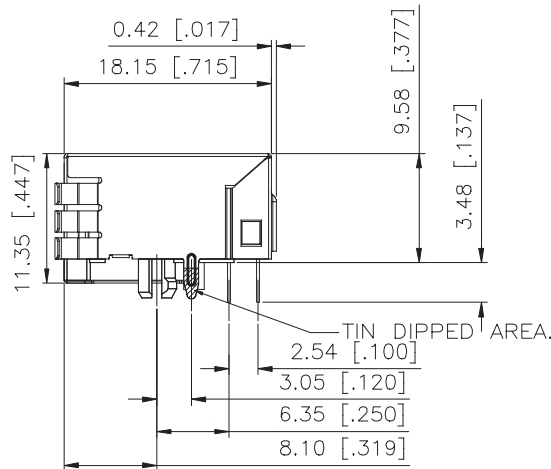
SIDE VIEW



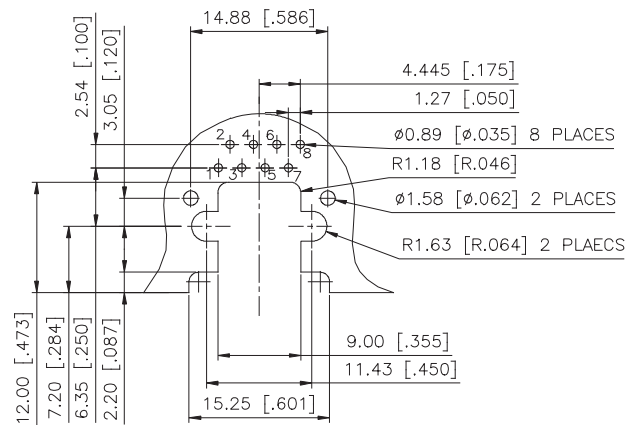
RECOMMENDED PCB LAYOUT

Shielded with Side Ground Tabs**RJULE-4X182-01**

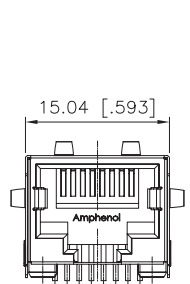
FRONT VIEW



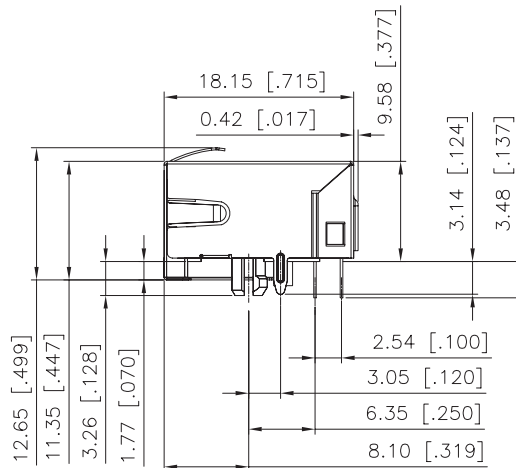
SIDE VIEW



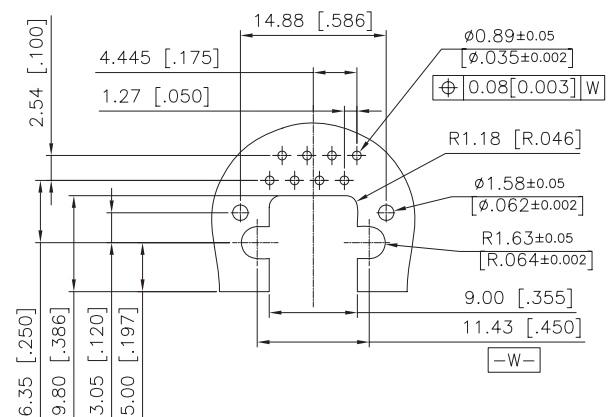
RECOMMENDED PCB LAYOUT

Standard Shield**RJULE-4X181-01**

FRONT VIEW



SIDE VIEW




RECOMMENDED PCB LAYOUT

RJE56

RJ45 PRESS FIT

RJ45 Press Fit

The RJE56 series is designed for applications where soldering is not an option. The press fit contacts and shield tabs have the “eye of the needle” design and provide good PCB retention as well as reliable electrical performance.



Specifications

Material

Housing:	PBT material; Complies with UL 94V-0; Black
Contacts:	Phosphor bronze hard temper with gold thickness options (6μ", 15μ", 30μ", 50μ"), over 50μ" min. nickel on contact mating area; 100μ" min. tin lead plating on press fit tail
Shield:	Stainless steel

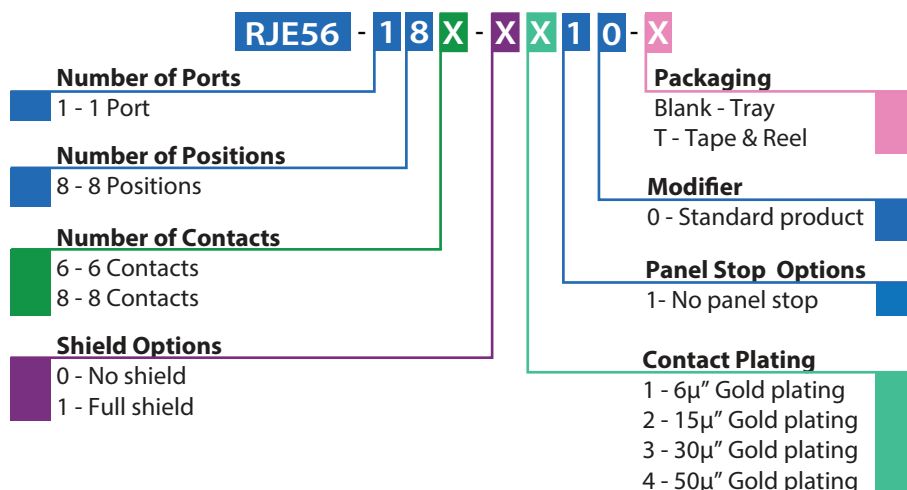
Mechanical

Insertion Force:	5 lbs. max.
Pull Retention Force:	20 lbs. min.
Durability:	750 mating & unmating cycles
Recommended Soldering Temperature:	Wave soldering peaked at 260°C for 5 - 8 seconds max.
Operating Temperature:	-55°C to + 85°C

Electrical

Contact Resistance:	20 mΩ max.
Insulation Resistance:	500 MΩ min. at 500V DC for 2 minutes max.
Current Rating:	1.5 Amps
Voltage Rating:	125 Volts AC
DWV:	1000 VAC, 60 Hz. 1 minute

Ordering Information



Didn't find what you were looking for?

Please contact sales@amphenolcanada.com and let us know what you need.

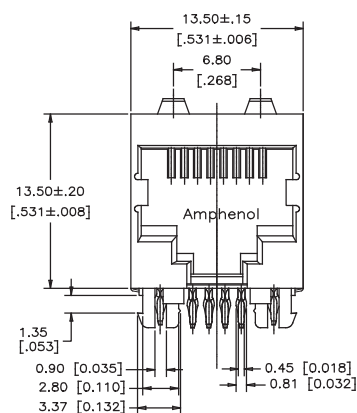
RJE56

RJ45 PRESS FIT

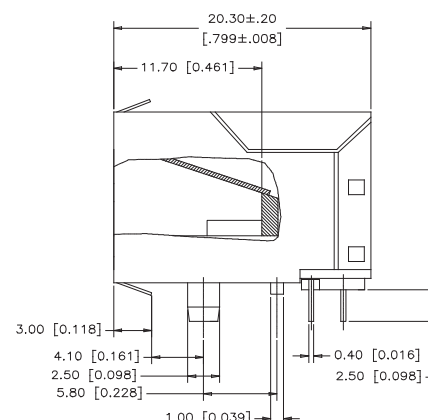
Single Port Shielded

* All drawings are measured in millimeters [inches]

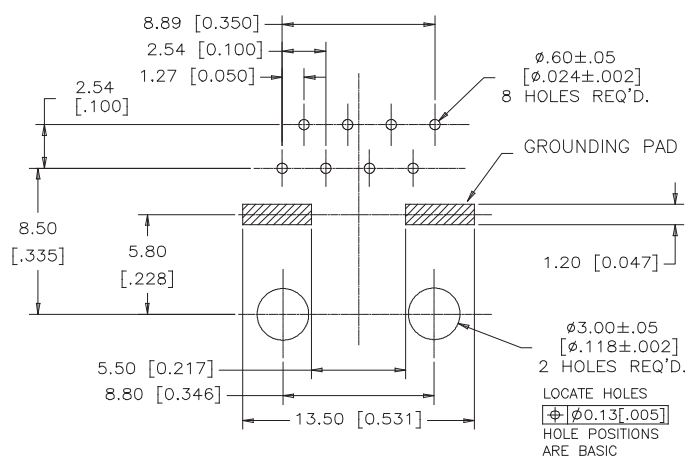
RJE56-188-1X10



FRONT VIEW



SIDE VIEW



RECOMMENDED PCB LAYOUT

Notes

RJE73

RJ45 LOW PROFILE WITH LEDs

RJ45 Low Profile with LEDs

The RJE73 modular jack is a low profile RJ45 with LEDs and superior EMI shielding with a small footprint for space sensitive designs. This connector features built-in LEDs that provide link activity and network verification. This product is ideal for LAN applications such as adapter cards and routers.



Specifications

Material

Insulator:	High temp. thermoplastic; Complies with UL 94V-0; Black
Contacts:	Phosphor bronze hard temper with gold plating options over 50μ" min. nickel on contact mating area; 100μ" min. matte tin on solder tails
Shield:	Stainless steel on tin dipped tails
LED:	Tin plating on LED tails

LED Reverse Voltage:	5 Volts min.
LED Light Intensity:	0.4 -1.5 mCd min. at 2mA (for single colors) 0.5 mCd min. at 2mA (for bicolors)
LED Wave Length:	Yellow: 587± 7 nm measured at 20mA Green: 565 ± 6 nm measured at 20mA Red: 625 ± 5 nm measured at 20mA

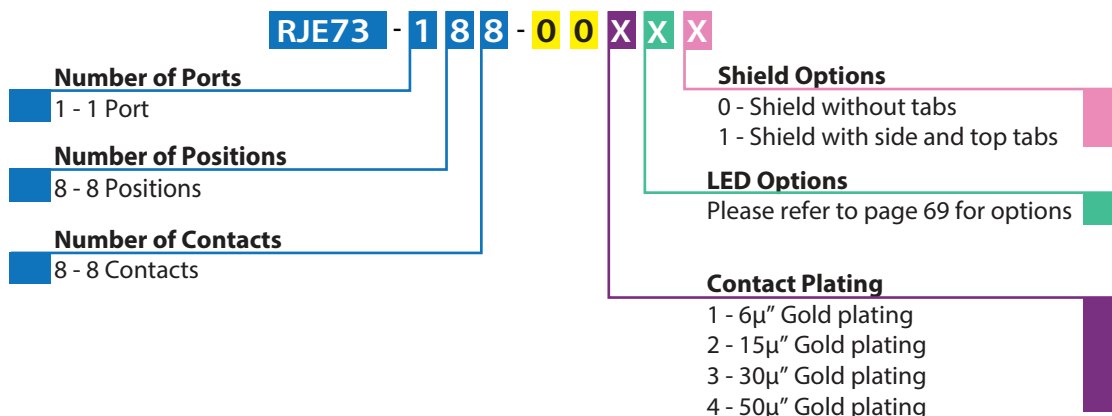
Electrical

Contact Resistance:	20 mΩ max.
Insulation Resistance:	500 MΩ min. at 500V DC for 2 minutes max.
Current Rating:	1.0 Amps
Voltage Rating:	125 Volts AC
DWV:	1000 VAC, 60 Hz. 1 minute
LED Forward DC Current:	20 mA typical
LED Forward Voltage:	1.9 Volts max. at 2mA (for single colors) 2.6 Volts max. at 20mA (for bicolors)

Mechanical

Insertion Force:	5 lbs. max.
Pull Retention Force:	20 lbs. min.
Durability:	750 mating & unmating cycles
Recommended Soldering Temperature:	Wave soldering peaked at 245°C for 8-10 seconds max.
Operating Temperature:	-55°C to + 85°C
UL File #:	E135615

Ordering Information



Didn't find what you were looking for?

Please contact sales@amphenolcanada.com and let us know what you need.

Single Port Shielded - Option 0

RJE73-188-00X1



RJE73-188-00XX0



RJE06

SINGLE PORT SLIM PROFILE

Single Port Slim Profile

RJE06 series is a group of products within a family of standard modular jacks designed to meet requirements for a variety of applications. Options within the RJE06 family include shielded & non-shielded, and 8P8C configurations.



Specifications

Material

Insulator:	Engineering thermoplastic; Complies with UL 94V-0; Black
Contacts:	Phosphor bronze hard temper with gold thickness options (6μ", 15μ", 30μ", 50μ"), over 50μ" min. nickel on contact mating area; 100μ" min. tin or gold flash plating on tail area
Shield:	Copper alloy; nickel plating overall

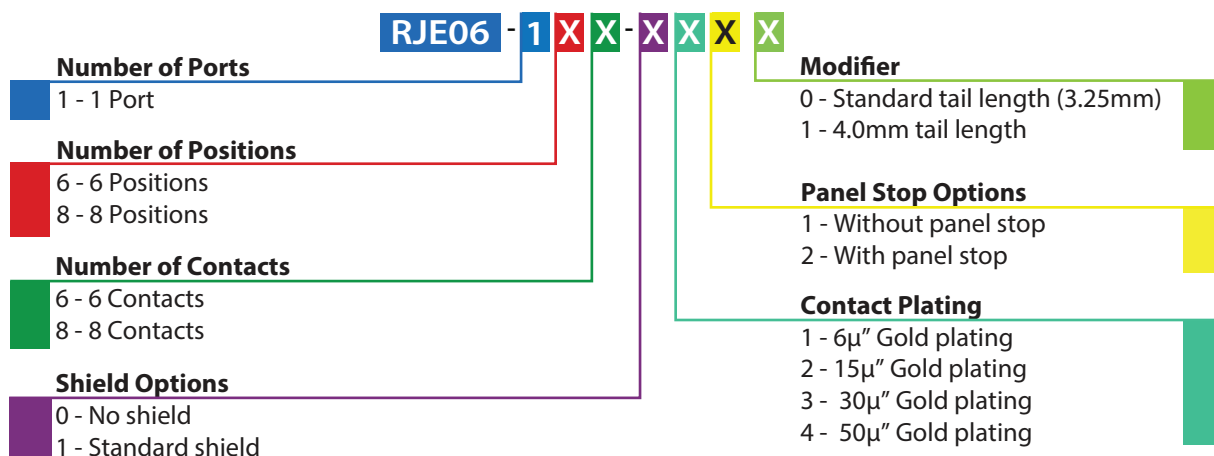
Electrical

Contact Resistance:	20 mΩ max.
Insulation Resistance:	500 MΩ min. at 500V DC for 2 mins max.
Current Rating:	1.5 Amps
Voltage Rating:	125 Volts AC
DWV:	1000 VAC, 60 Hz. 1 minute

Mechanical

Insertion Force:	5 lbs. max.
Pull Retention Force:	20 lbs. min.
Durability:	750 mating & unmating cycles
Recommended Soldering Temperature:	Wave soldering peaked at 260°C for 5 seconds max. Connectors made with high temp. material are suitable for IR Reflow
Operating Temperature:	-40°C to + 70°C
UL File #:	E136228

Ordering Information



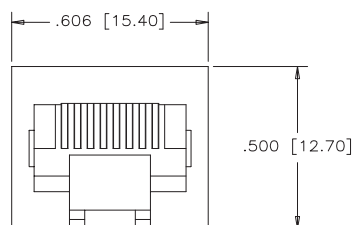
Didn't find what you were looking for?

Please contact sales@amphenolcanada.com and let us know what you need.

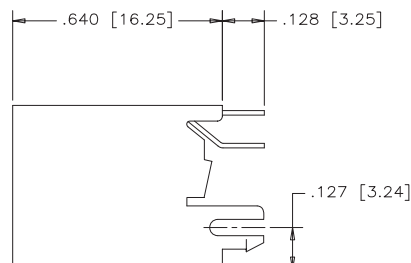
RJE06

SINGLE PORT SLIM PROFILE

Single Port Non-Shielded

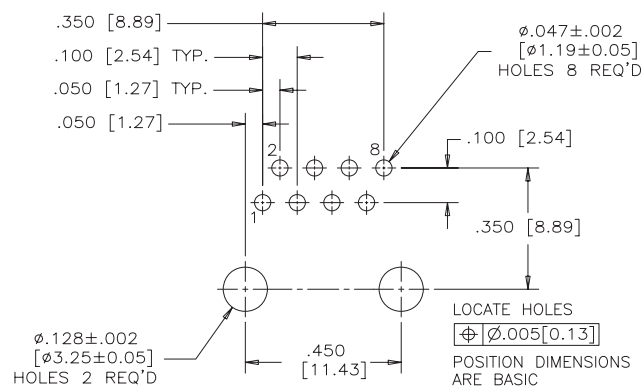


FRONT VIEW



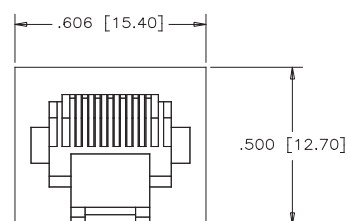
SIDE VIEW

RJE06-188-0X10

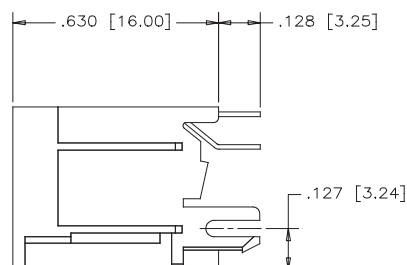


RECOMMENDED PCB LAYOUT

Non-Shielded

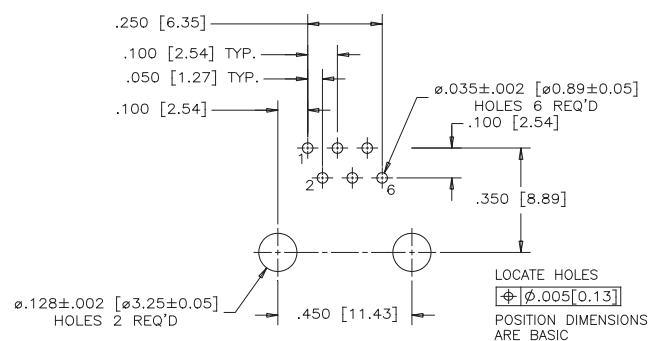


FRONT VIEW



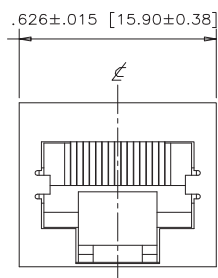
SIDE VIEW

RJE06-166-0X10

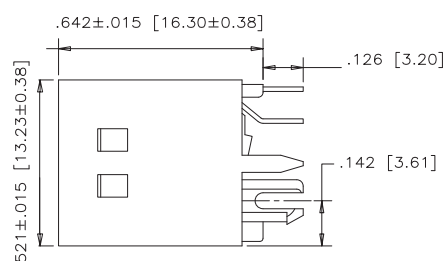


RECOMMENDED PCB LAYOUT

Standard Shield

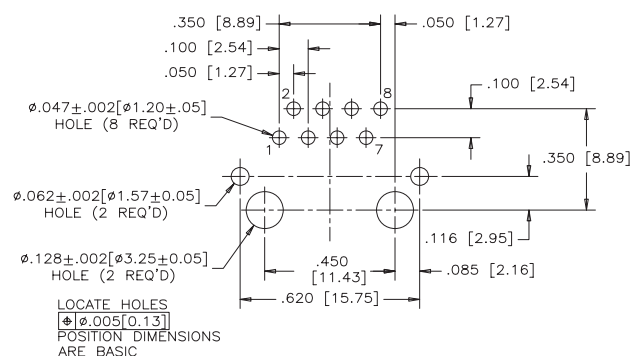


FRONT VIEW



SIDE VIEW

RJE06-188-1X10



RECOMMENDED PCB LAYOUT

RJE08

SINGLE PORT STANDARD PROFILE

Single Port Standard Profile

RJE08 series is a group of products within a family of standard modular jacks designed to meet requirements for a variety of applications. Options within the RJE08 include with and without panel stops, and RJ11 & RJ45 configurations.



Specifications

Material

Insulator: Engineering thermoplastic; Complies with UL 94V-0; Black

Contacts: Phosphor bronze hard temper with gold thickness options (6µ", 15µ", 30µ", 50µ"), over 50µ" min. nickel on contact mating area; 100µ" min. matte tin or gold flash plating on tail area

Electrical

Contact Resistance: 25 mΩ max.

Insulation Resistance: 500 MΩ min. at 500V DC for 2 minutes max.

Current Rating: 1.5 Amps

Voltage Rating: 125 Volts AC

DWV: 1000 VAC, 60 Hz. 1 minute

Mechanical

Insertion Force: 5 lbs. max.

Pull Retention Force: 20 lbs. min.

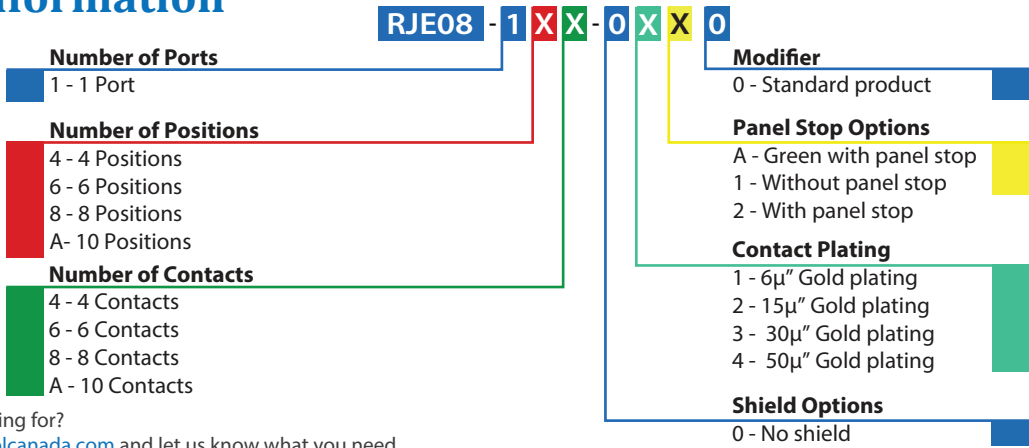
Durability: 750 mating & unmating cycles

Recommended Soldering Temperature: Wave soldering peaked at 260°C for 5 seconds max.

Operating Temperature: -40°C to + 70°C

UL File #: E136228

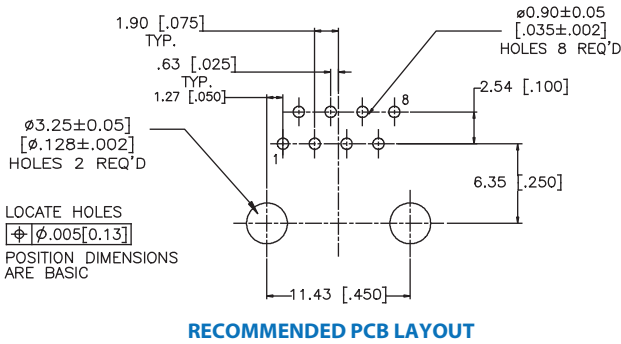
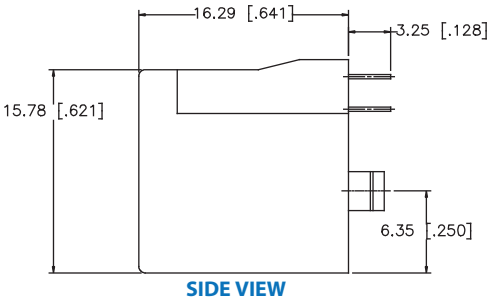
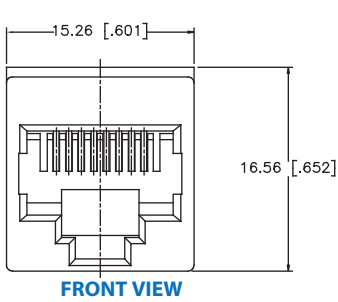
Ordering Information



Didn't find what you were looking for?
Please contact sales@amphenolcanada.com and let us know what you need.

Single Port Non-Shielded

RJE08-188-0X10



Single Port Surface Mount

The RJE23 series is designed for high volume production where a vertical modular jack is required. Shielding provides increased EMI performance. Surface mount contacts and hold-down nail bracket assist in speeding up the production process.



Specifications

Material

Insulator:	High temp. thermoplastic; Complies with UL 94V-0; Black
Contacts:	Phosphor bronze hard temper with gold thickness options (6μ", 15μ", 30μ", 50μ"), over 50μ" min. nickel on contact mating area; 100μ" min. matte tin over nickel on soldering tail
Shield:	Copper alloy, matte tin plating
Hold Down:	Copper alloy, matte tin plating
Coplanarity:	Maximum gap between all terminal tails is 0.004"

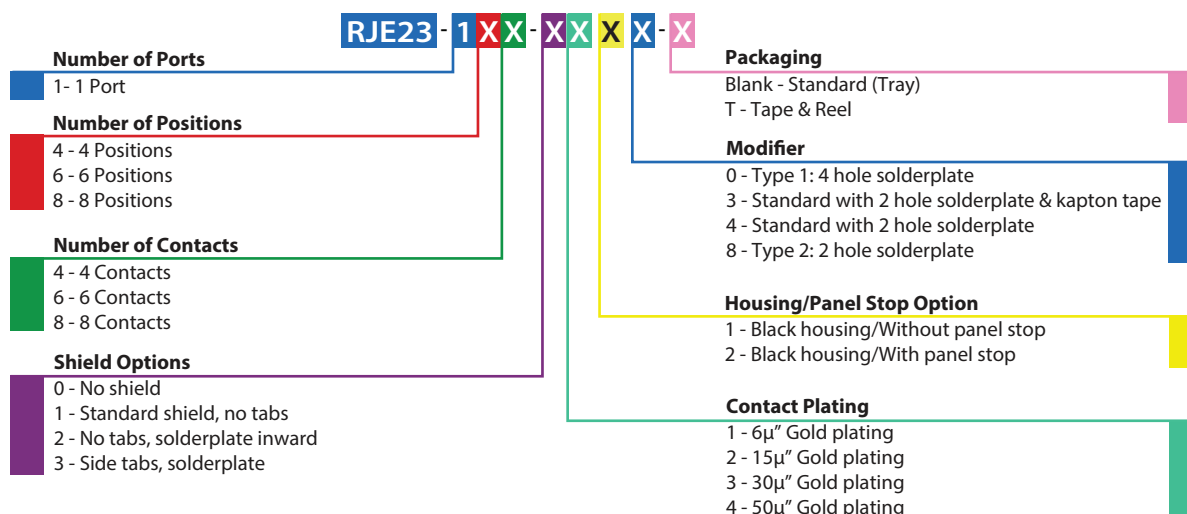
Electrical

Contact Resistance:	20 mΩ max.
Insulation Resistance:	500 MΩ min. at 500V DC for 2 minutes max.
Current Rating:	1.5 Amps
Voltage Rating:	125 Volts AC
DWV:	1000 VAC, 60Hz., 1 minute

Mechanical

Insertion Force:	5 lbs. max.
Pull Retention Force:	20 lbs. min.
Durability:	750 mating & unmating cycles
Recommended Soldering Temperature:	IR Reflow peaked at 260°C for 5 - 8 seconds max.
Operating Temperature:	-55°C to +85°C

Ordering Information



Didn't find what you were looking for?
Please contact sales@amphenolcanada.com and let us know what you need.

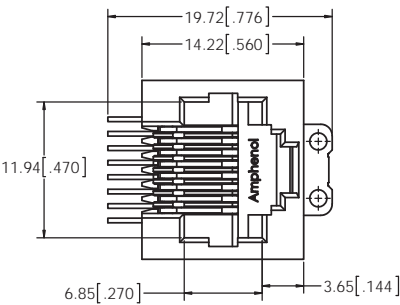
RJE23

SINGLE PORT SURFACE MOUNT

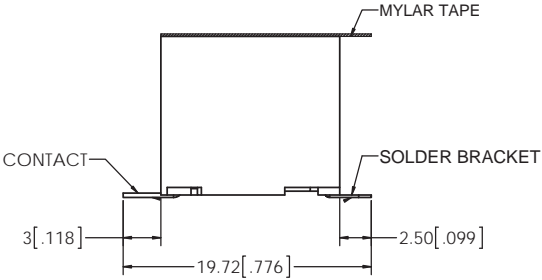
Single Port Non-Shielded

RJE23-188-0X13-T

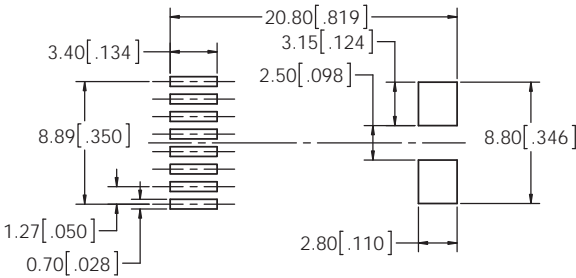
* All drawings are measured in millimeters [inches]



FRONT VIEW



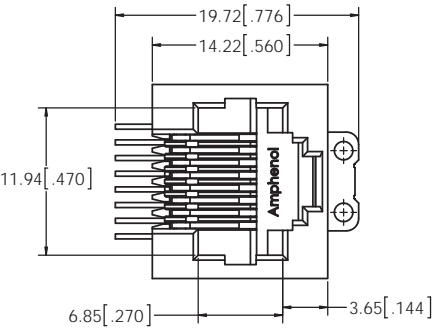
SIDE VIEW



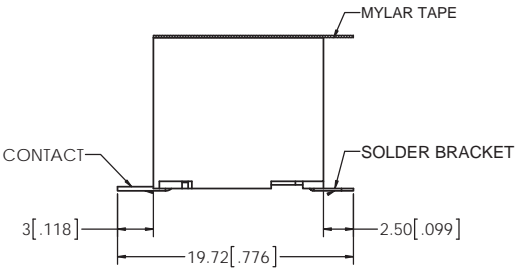
RECOMMENDED PCB LAYOUT

Non-Shielded

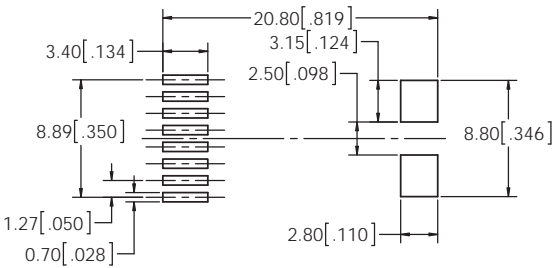
RJE23-188-0X14



FRONT VIEW



SIDE VIEW



RECOMMENDED PCB LAYOUT

Notes

RJE74

SINGLE PORT

Single Port Surface Mount

The RJE74 series, with superior EMI shielding, is built to fit your RJ requirements. The vertical 10P10C version is available with an RMK4 key interface to prevent an 8P8C plug from entering and damaging the connector. Includes optional Mylar cover for automated assembly equipment.



Specifications

Material

Insulator:	High temp. thermoplastic; Complies with UL 94V-0; Black
Contacts:	Phosphor bronze hard temper with 30μ" min. gold thickness over 50μ" min. nickel on contact mating area; 100μ" min. matte tin plating on soldering tail
Shield:	Stainless steel; pure tin dipped tails

Electrical

Contact Resistance:	20 mΩ max.
Insulation Resistance:	500 MΩ min. at 500V DC for 2 minutes max.
Current Rating:	1.5 Amps
Voltage Rating:	125 Volts AC
DWV:	1000 VAC, 60 Hz. 1 minute

Mechanical

Insertion Force:	5 lbs. max.
Pull Retention Force:	20 lbs. min.
Durability:	750 mating & unmating cycles
Recommended Soldering Temperature:	260°C for 5 seconds max. Connectors are suitable for IR Reflow
Operating Temperature:	-55°C to +85°C
UL File #:	E135615

Ordering Information

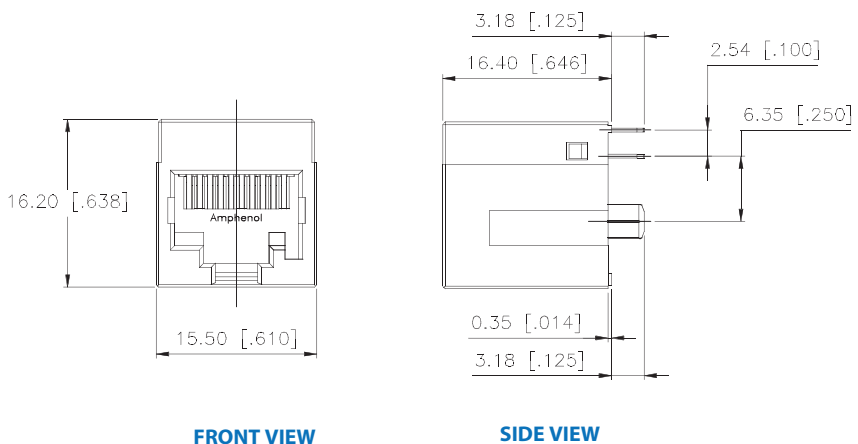
RJE74 - 1 X X - X X 1 X - X	
Number of Ports	Options
1 - 1 Port	Blank - PBT, tray, without Mylar
Number of Positions	A - High temp housing, tray without Mylar
8 - 8 Positions	H - High temp housing, Tape & Reel, with Mylar
A - 10 Positions	Modifier
Number of Contacts	0 - Standard product
8 - 8 Contacts	1 - With RMK4 keying
A - 10 Contacts	Panel Stop Option
Shield Options	1 - No panel stop
0 - No shield	Contact Plating
1 - Full shield	1 - 6μ" Gold plating
	2 - 15μ" Gold plating
	3 - 30μ" Gold plating
	4 - 50μ" Gold plating

Didn't find what you were looking for?
Please contact sales@amphenolcanada.com and let us know what you need.

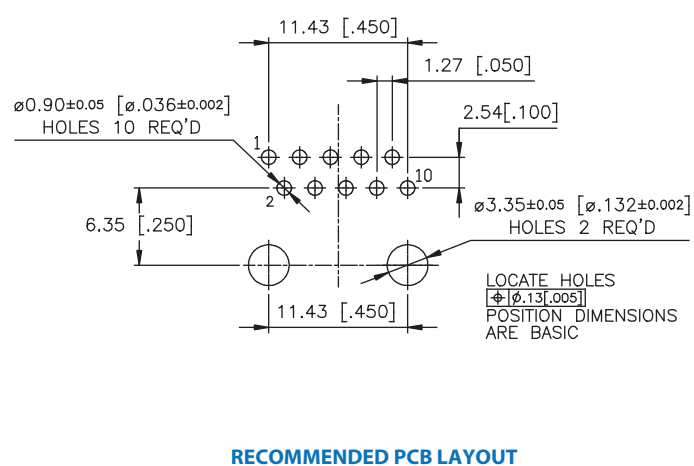
RJE74

SINGLE PORT

Single Port Non-Shielded with Keying

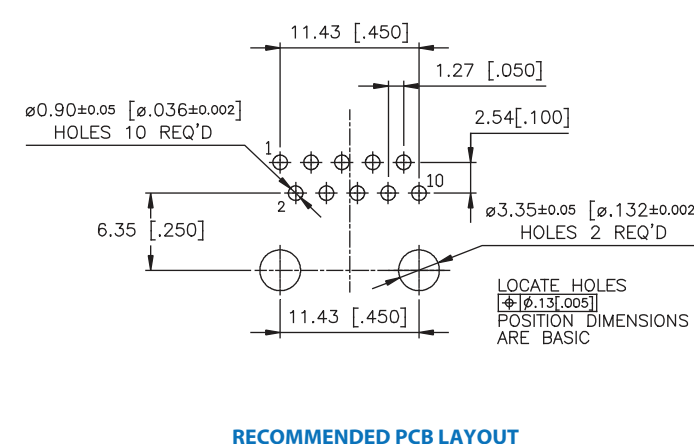
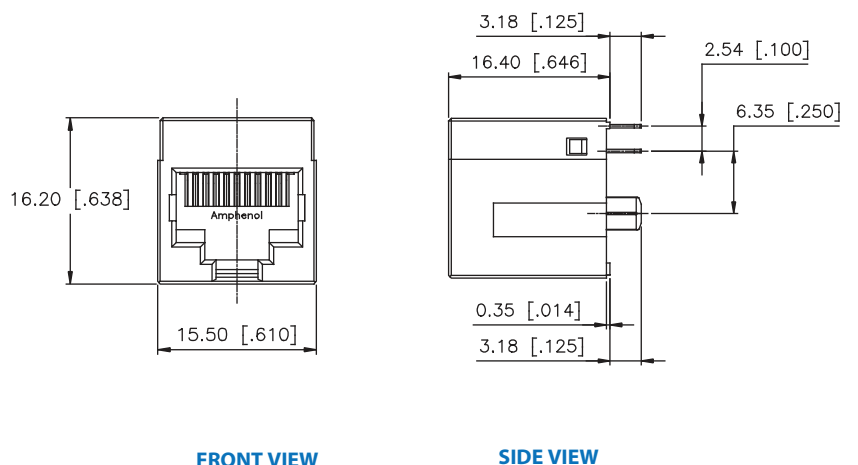


* All drawings are measured in millimeters [inches]
RJE74-1AA-0X11



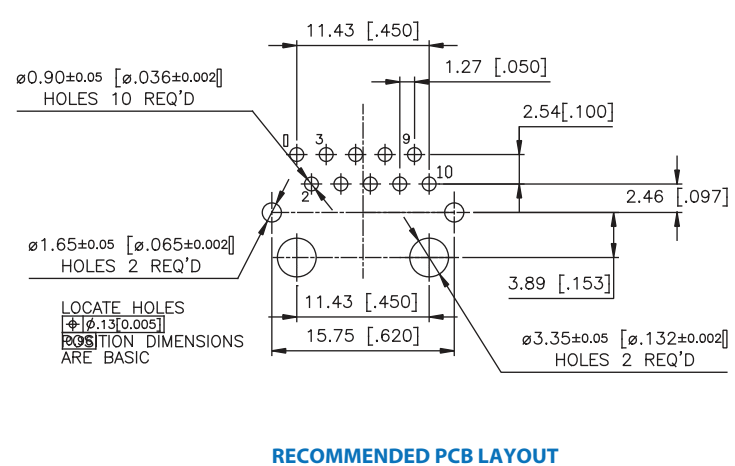
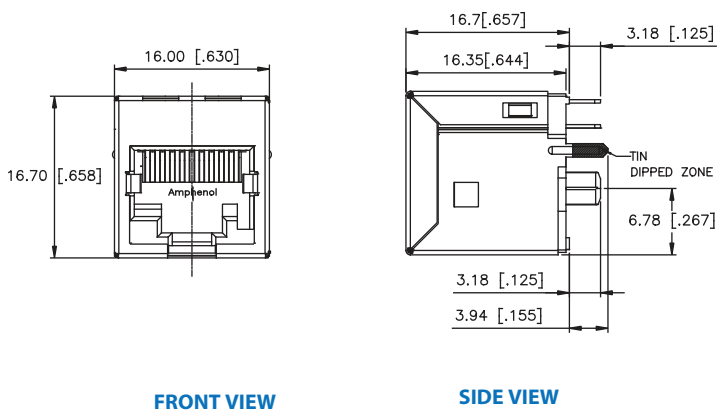
Non-Shielded

RJE74-1AA-0X10



Shielded with Keying

RJE74-1AA-1X11




RJE88

SINGLE PORT, VERTICAL, WITH LEDS

Right Angled, Recessed, Low Profile

Vertical through-hole (THT) in single port RJ45 configurations with full shield or superior EMI protection. A variety of LED options for link activity and network verification are available. Made with high temperature composite and when accompanied with our high temperature resistant LEDs, these connectors are well suited for the IR Reflow process.



Specifications

Material

Insulator:	High temp. thermoplastic; Complies with UL 94V-0; Black
Contacts:	Phosphor bronze hard temper with gold thickness option (6μ", 15μ", 30μ", 50μ") over 50μ" min. nickel on contact mating area; 100μ" min. matte tin on solder tail
Shield:	Stainless steel with tin dipped tails
LED:	Tin plating on LED tails

LED Reverse Voltage:	5 Volts min.
LED Light Intensity:	0.4 -1.5 mCd at 2mA (for single colors) 0.5 mCd min. at 2mA (for bicolors)
LED Wave Length:	Yellow: 587± 7 nm measured at 20mA Green: 565 ± 6 nm measured at 20mA Red: 625 ± 5 nm measured at 20mA

Electrical

Contact Resistance:	20 mΩ max.
Insulation Resistance:	500 MΩ min. at 500V DC for 2 minutes max.
Current Rating:	1.5 Amps
Voltage Rating:	125 Volts AC
DWV:	1000 VAC, 60 Hz., 1 minute
LED Forward DC Current:	20mA
LED Forward Voltage:	1.9 Volts max. at 2mA (for single colors) 2.6 Volts max. at 20mA (for bicolors)

Mechanical

Insertion Force:	5 lbs. max.
Pull Retention Force:	20 lbs. min.
Durability:	750 mating & unmating cycles
Recommended Soldering Temperature:	Wave soldering peaked at 260°C for 5 seconds max. Connectors without LEDs are suitable for IR Reflow
Operating Temperature:	-55°C to + 85°C

Ordering Information

RJE88	-	1	8	8	-	X	X	X	X	-	T
Number of Ports		1 - 1 Port									
Number of Positions			8 - 8 Positions								
Number of Contacts				8 - 8 Contacts							
Shield Options					0 - No shield						
					1 - Shield with PCB tabs,no top and bottom tabs						
					2 - Shield with PCB tabs and top and bottom tabs						
Packaging											Blank - Tray T - Tape & Reel
Modifier											0 - Tail length = 2.7mm (0.11") A - Tail length = 3.5mm (0.14")
LED Options											Please refer to page 69 for options
Contact Plating											1 - 6μ" Gold plating 2 - 15μ" Gold plating 3 - 30μ" Gold plating 4 - 50μ" Gold plating

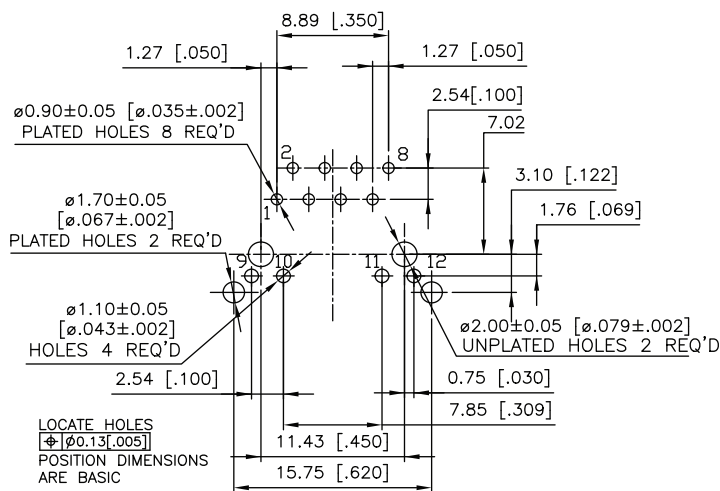
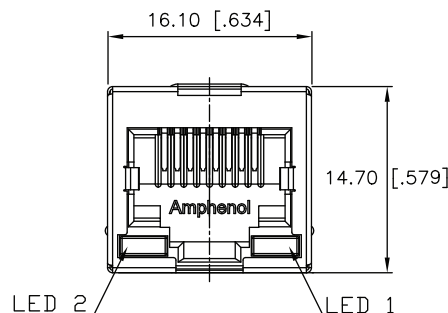
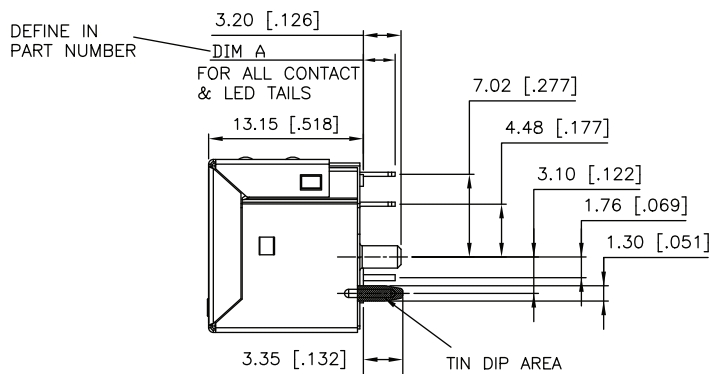
RJE88

SINGLE PORT, VERTICAL, WITH LEDS

* All drawings are measured in millimeters [inches]

RJE88-188-1XXX

Single Port Shielded



Notes

2, 4, and 8 Ports with LEDs and Shield Options

The RJSAE is a RJ45 stackable connector that reduces component and labor costs by incorporating LEDs into the connector. Its stackable feature enables more ports with the same board space. With superior EMI performance, the option of configuring your connector with a Ferrite Filter is available to further reduce crosstalk in noisy applications. Amphenol Canada offers a variety of other options such as shielded and unshielded connectors as well as a variety of LED combinations and port configurations.



Specifications

Material

Insulator:	High temp. thermoplastic; with UL 94V-0; Black
Contacts:	Phosphor bronze hard temper with gold thickness options (6μ", 15μ", 30μ", 50μ") over 50μ" min. nickel on contact mating area; 100μ" min. matte tin plating on soldering tail
Shield:	Copper alloy; nickel plating/stainless steel and tin dipped tail (as specified in drawing)
LED:	Tin plating on LED tail

LED Reverse Voltage:	5 Volts min.
LED Light Intensity:	0.4 - 1.5 mCd min. at 2mA (for single colors) 0.5 mCd min. at 2mA (for bicolors)
LED Wave Length:	Yellow: 587± 7 nm measured at 20mA Green: 565 ± 6 nm measured at 20mA Red: 625 ± 5 nm measured at 20mA

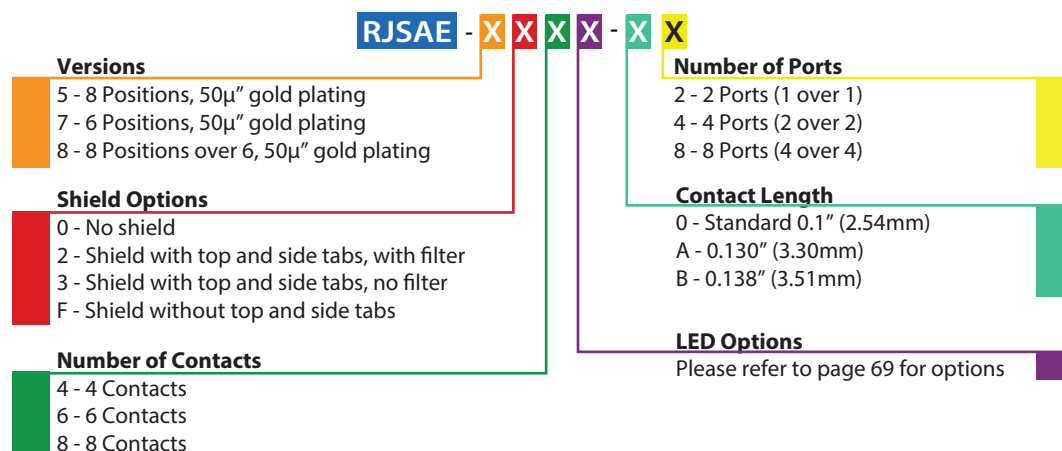
Electrical

Contact Resistance:	20 mΩ max.
Insulation Resistance:	500 MΩ min. at 500V DC for 2 minutes max.
Current Rating:	1.5 Amps
Voltage Rating:	125 Volts AC
DWV:	Contact to Contact: 1000 VAC, 60 Hz. 1 minute Contact to Shield: 1500 VAC, 60 Hz., 1 minute
LED Forward DC Current:	20 mA typical
LED Forward Voltage:	1.9 Volts max. at 2mA (for single colors) 2.6 Volts max. at 20mA (for bicolors)

Mechanical

Insertion Force:	5 lbs. max.
Pull Retention Force:	20 lbs. min.
Durability:	750 mating & unmating cycles
Recommended Soldering Temperature:	Wave soldering peaked at 260°C for 5 seconds max. Connectors without LEDs are suitable for IR Reflow; Reflow LEDs available
Operating Temperature:	-55°C to + 85°C
UL File #:	E135615
CSA File #:	150190

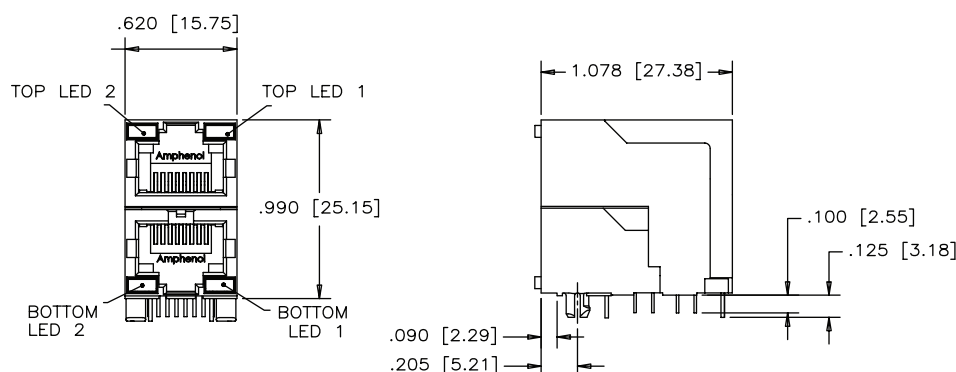
Ordering Information



RJSAE

2, 4, AND 8 PORTS WITH LEDS AND SHIELD OPTIONS

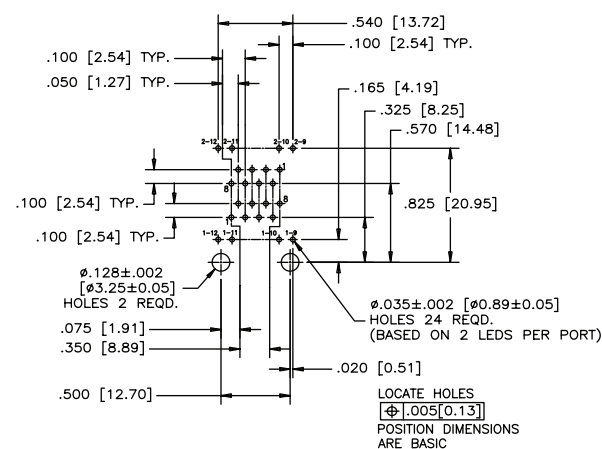
Single Port Non-Shielded



FRONT VIEW

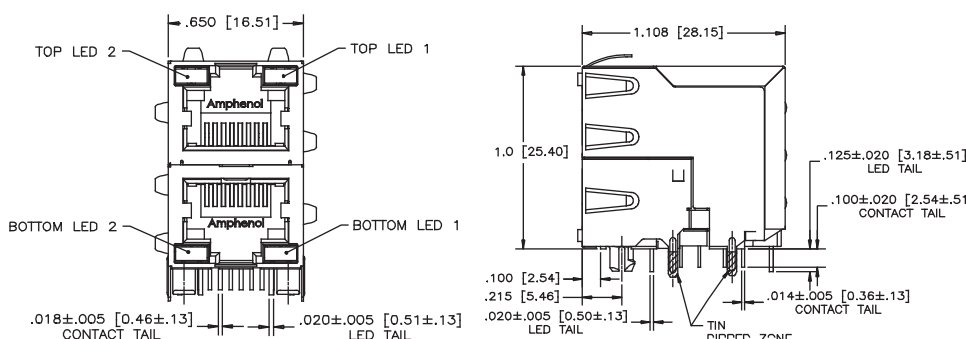
SIDE VIEW

RJSAE-508X-02



RECOMMENDED PCB LAYOUT

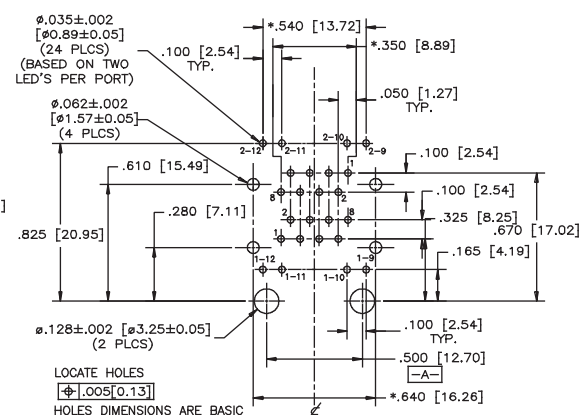
Shielded



FRONT VIEW

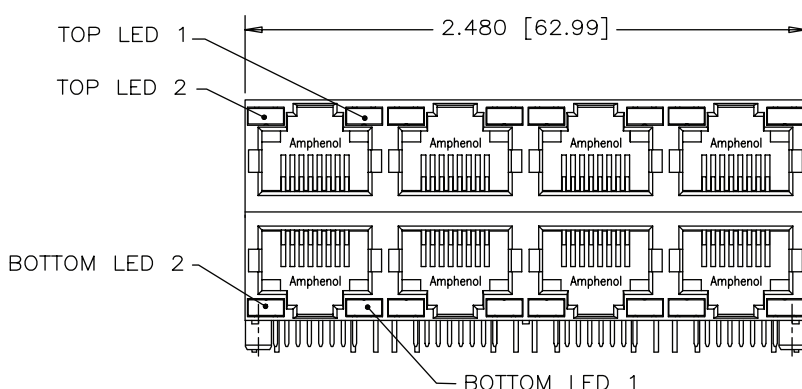
SIDE VIEW

RJSAE-538X-02

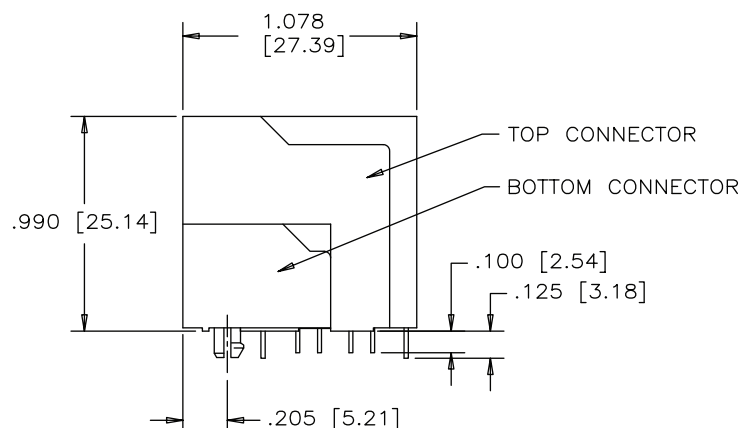


RECOMMENDED PCB LAYOUT

Multi Port Non-Shielded



FRONT VIEW

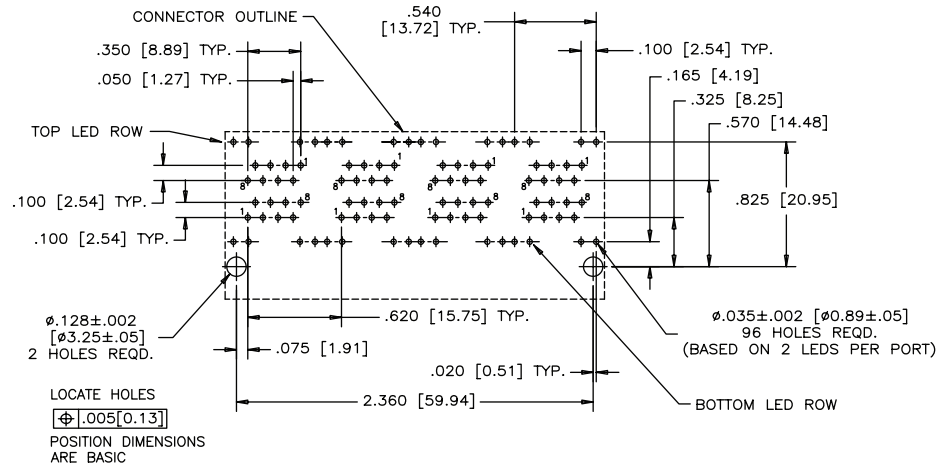


SIDE VIEW

RJSAE-508X-08

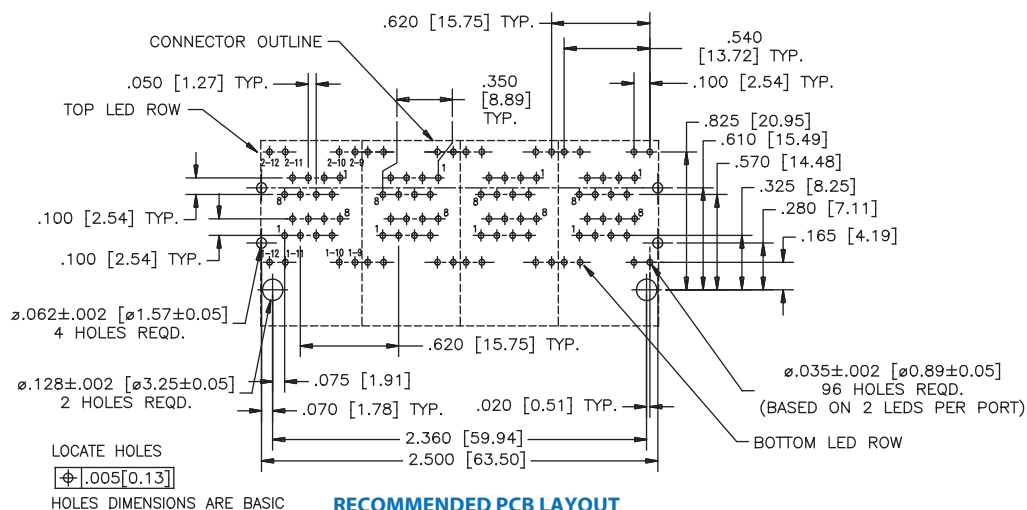
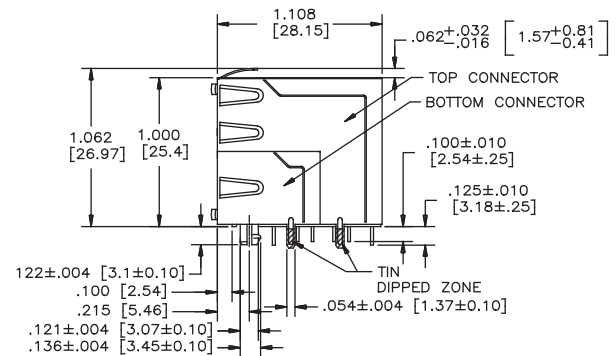
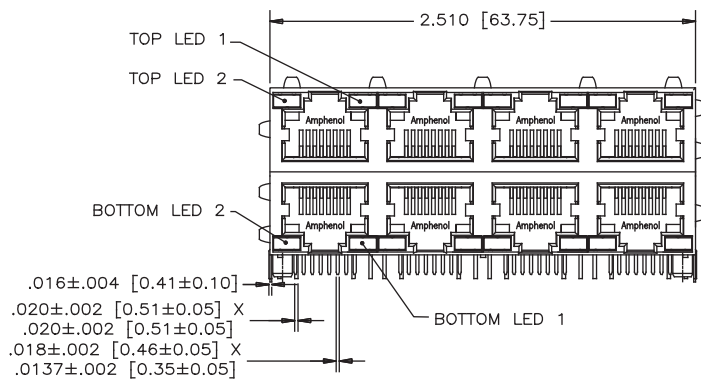
Multi Port Non-Shielded

RJSAE-508X-08




Shielded

RJSAE-538X-08



4 Over 4 Ports with LED and Shield Options

The RJSNE series is a stacked connector that offers LED options for link activity and network verification. It is available with or without shielding. The RJSNE series also includes a unique inner shield device to reduce the crosstalk between top and bottom ports.



Specifications

Material

Insulator:	Engineering thermoplastic; Complies with UL 94V-0; Black
Contacts:	Phosphor bronze hard temper with gold thickness options (6μ", 15μ", 30μ", 50μ" over 50μ" min. nickel on contact mating area; 100μ" min. matte tin plating on soldering tail
Shield:	Copper alloy; nickel plated/stainless steel with tin dipped tail
LED:	Pure tin plating on LED tail

LED Reverse Voltage:	5 Volts min.
LED Light Intensity:	0.4 -1.5 mCd min. at 2mA (for single colors) 0.5 mCd min. at 2mA (for bicolors)
LED Wave Length:	Yellow: 587± 7 nm measured at 20mA Green: 565 ± 6 nm measured at 20mA Red: 625 ± 5 nm measured at 20mA

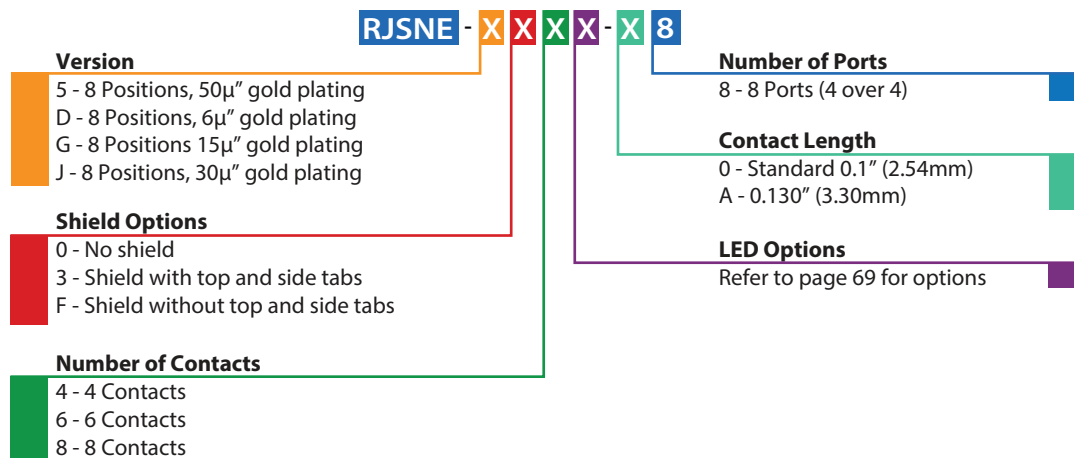
Mechanical

Insertion Force:	5 lbs. max.
Pull Retention Force:	20 lbs. min.
Durability:	750 mating & unmating cycles
Recommended Soldering Temperature:	Wave soldering peaked at 260°C for 5 seconds max.
Operating Temperature:	-40°C to + 85°C
UL File #:	E135615
CSA File #:	150190

Electrical

Contact Resistance:	20 mΩ max.
Insulation Resistance:	500 mΩ min. at 500V DC for 2 minutes max.
Current Rating:	1.5 Amps
Voltage Rating:	125 Volts AC
DWV:	1000 VAC, 60 Hz. 1 minute
LED Forward DC Current:	20 mA typical
LED Forward Voltage:	1.9 Volts max. at 2mA (for single colors) 2.6 Volts max. at 20mA (for bicolors)

Ordering Information



RJSNE-538X-X8



RJE48

CAT 5e, RIGHT ANGLED, LOW PROFILE

Right Angled, Low Profile

The RJE48 series of modular jacks meet CAT5e performance per EIA-568-C.2. It supports Gigabit Ethernet Protocols. Shielding is available for increased EMI performance and LEDs for link activity and network verification.



Specifications

Material

Insulator:	High temp. thermoplastic; Complies with UL 94V-0; Black
Contacts:	Phosphor bronze hard temper with gold thickness option (6μ", 15μ", 30μ", 50C), over 50μ" min. nickel on contact mating area; 100μ" min. matte tin plating on solder tails
Shield:	Stainless steel with tin dipped tails
LED:	Tin plating on LED tails

LED Reverse Voltage:	5 Volts min.
LED Light Intensity:	0.4 -1.5 mCd at 2mA (for single colors) 0.5 mCd min. at 2mA (for bicolors)
LED Wave Length:	Yellow: 587± 7 nm measured at 20mA Green: 565 ± 6 nm measured at 20mA Red: 625 ± 5 nm measured at 20mA

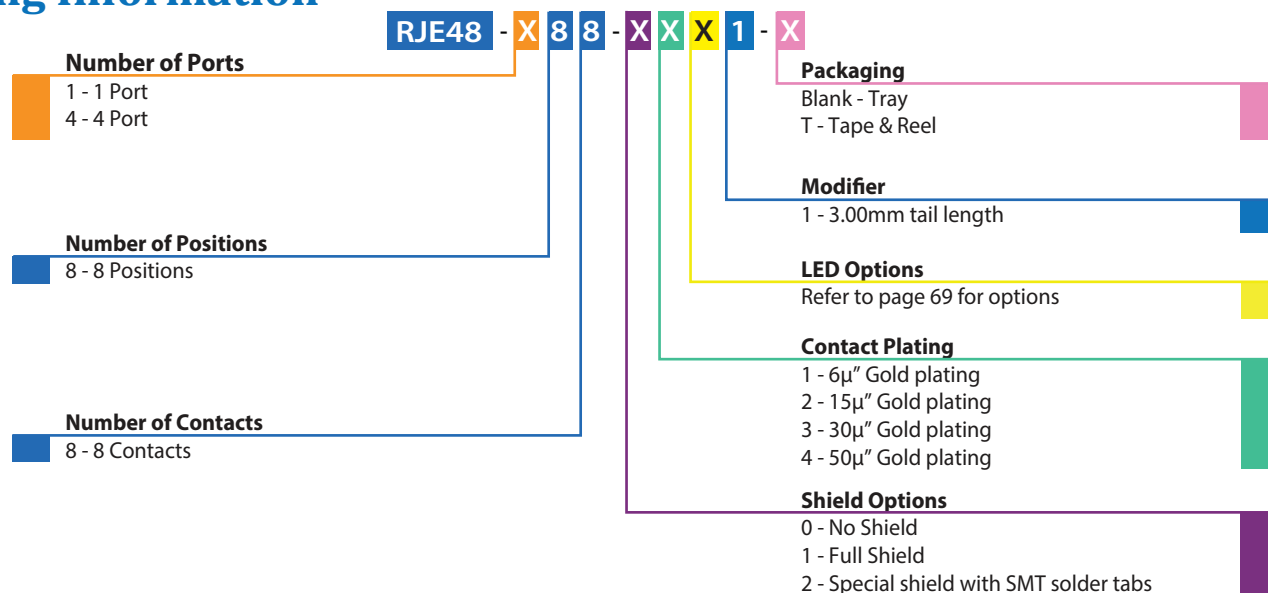
Electrical

Contact Resistance:	20 mΩ max.
Insulation Resistance:	500 MΩ min. at 500V DC for 2 minutes max.
Current Rating:	1.25 Amps
Voltage Rating:	125 Volts AC
DWV:	1000 VAC, 60 Hz., 1 minute
LED Forward DC Current:	20mA typical
LED Forward Voltage:	1.9 Volts max. at 2mA (for single colors) 2.6 Volts max. at 20mA (for bicolors)

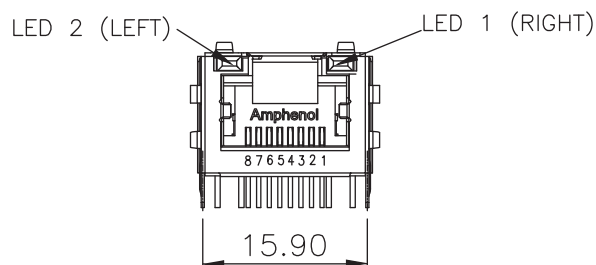
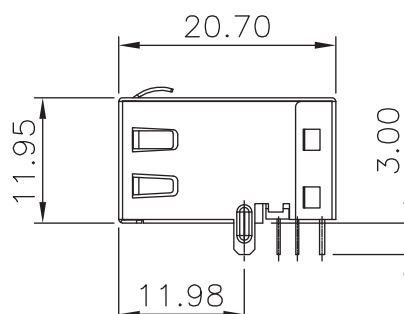
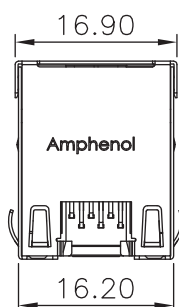
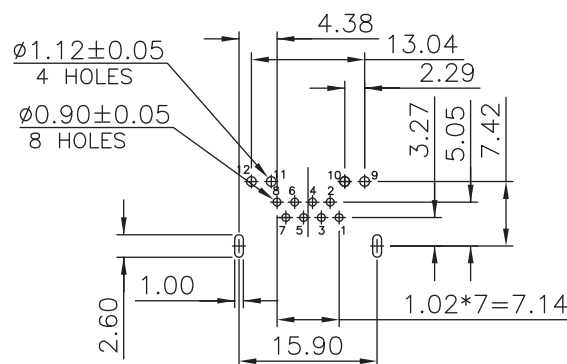
Mechanical

Insertion Force:	5 lbs. max.
Pull Retention Force:	20 lbs. min.
Durability:	750 mating & unmating cycles
Recommended Soldering Temperature:	Wave soldering peaked at 260°C for 5 seconds max.
Operating Temperature:	-55°C to + 85°C

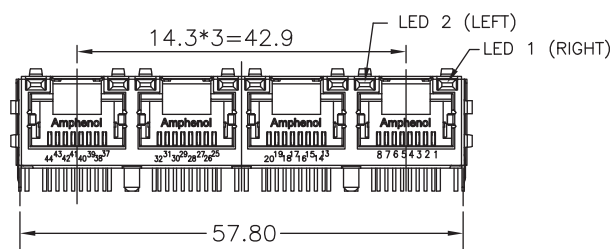
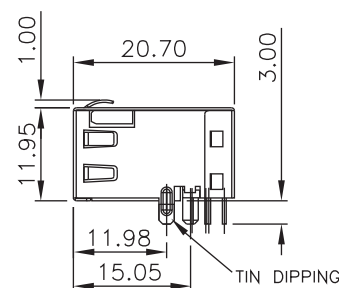
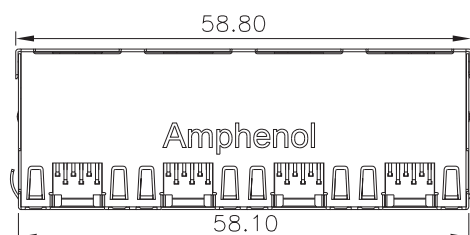
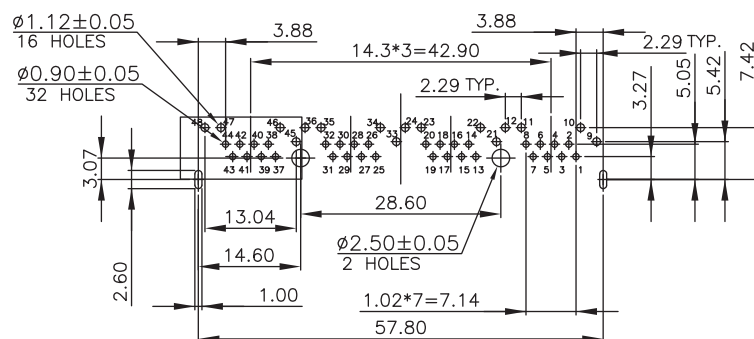
Ordering Information



Single Port Shielded

RJE48-188-1XX1**FRONT VIEW****SIDE VIEW****TOP VIEW****RECOMMENDED PCB LAYOUT**

Multi Port Shielded

RJE48-488-1XX1**FRONT VIEW****SIDE VIEW****TOP VIEW****RECOMMENDED PCB LAYOUT**

RJE58

CAT 5e, RIGHT ANGLED, STANDARD PROFILE

Right Angled, Standard Profile

The RJE58 series of modular jacks meet CAT5e performance per EIA-568-C.2. It supports Gigabit Ethernet Protocols. Shielding is available for increased EMI performance and LEDs for link activity and network speed verification.



Specifications

Material

Insulator:	High temp. thermoplastic; Complies with UL 94V-0; Black
Contacts:	Phosphor bronze hard temper with gold thickness option (6μ", 15μ", 30μ", 50μ") over 50μ" min. nickel on contact mating area; 100μ" min. matte tin plating on solder tails
Shield:	Stainless steel with tin dipped tails
LED:	Tin plating on LED tails

LED Reverse Voltage:	5 Volts min.
LED Light Intensity:	0.4 -1.5 mCd at 2mA (for single colors) 0.5 mCd min. at 2mA (for bi-colors)
LED Wave Length:	Yellow: 587± 7 nm measured at 20mA Green: 565 ± 6 nm measured at 20mA Red: 625 ± 5 nm measured at 20mA

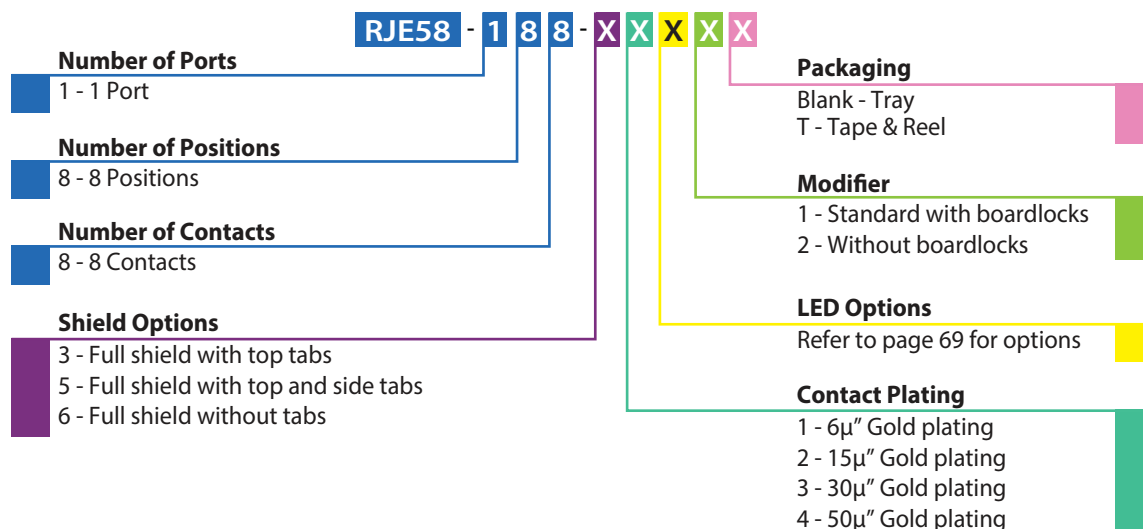
Electrical

Contact Resistance:	20 mΩ max.
Insulation Resistance:	500 MΩ min. at 500V DC for 2 minutes. max.
Current Rating:	1.25 Amps
Voltage Rating:	125 Volts AC
DWV:	1000 VAC, 60 Hz. 1 minute
LED Forward DC Current:	20mA typical
LED Forward Voltage:	1.9 Volts max. at 2mA (for single colors) 2.6 Volts max. at 20mA (for bicolours)

Mechanical

Insertion Force:	5 lbs. max.
Pull Retention Force:	20 lbs. min.
Durability:	750 mating & unmating cycles
Recommended Soldering Temperature:	IR Reflow peaked at 260°C for 5 seconds max.
Operating Temperature:	-55°C to + 85°C

Ordering Information

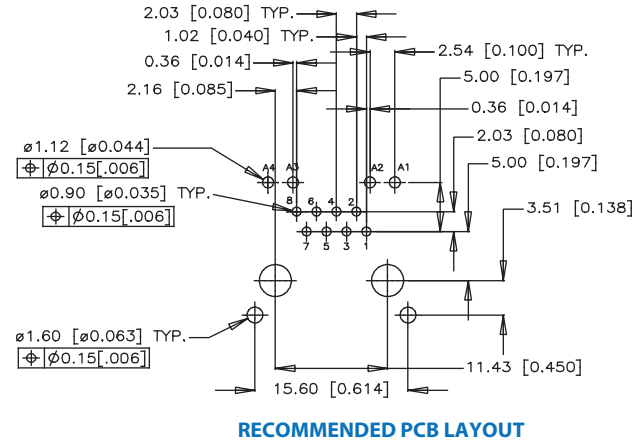
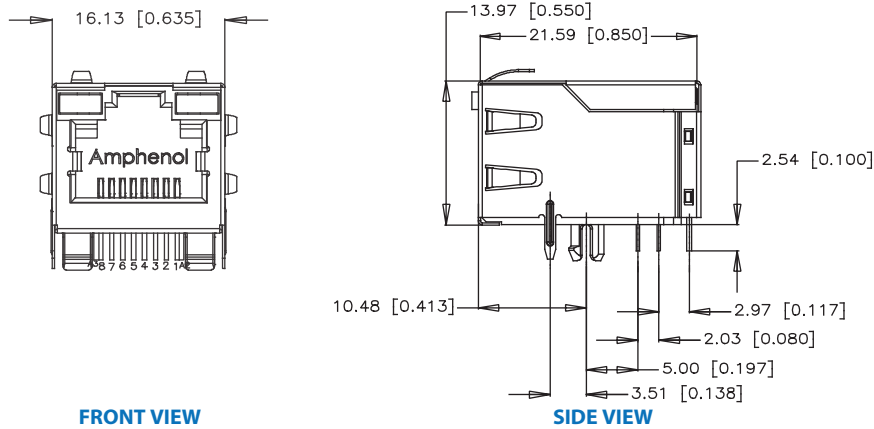


RJE58

CAT 5e, RIGHT ANGLED, STANDARD PROFILE

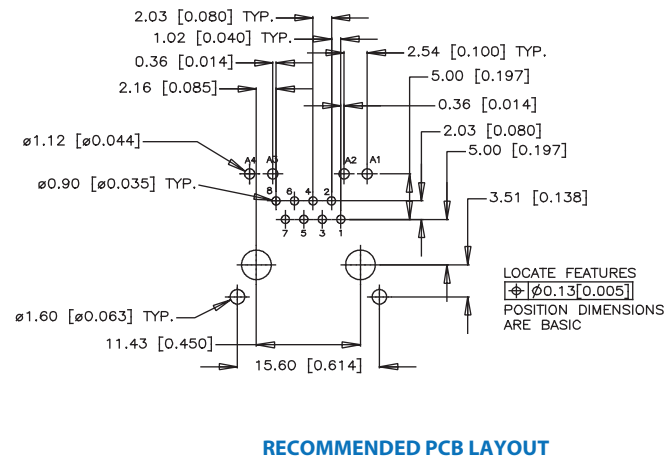
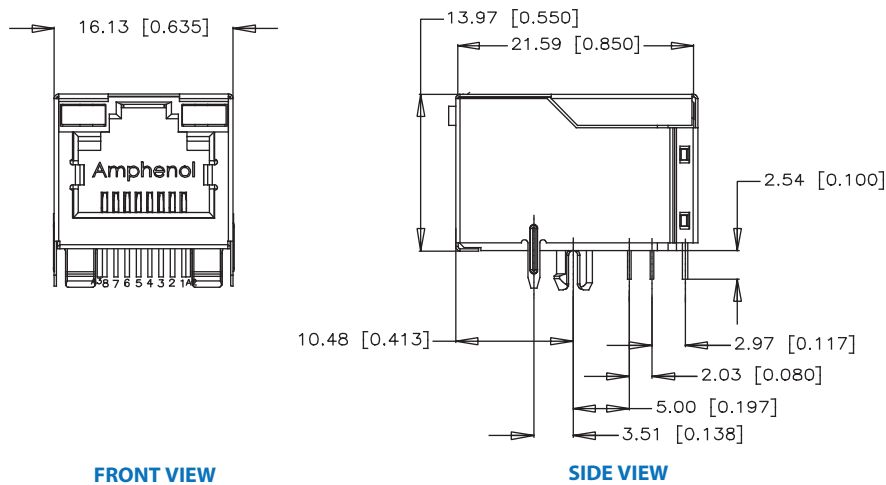
Single Port
Shielded - Option 5

RJE58-188-5XX1



Shielded - Option 6

RJE58-188-6XX1




Notes

RJE72

CAT 5e, RIGHT ANGLED, RECESSED, LOW PROFILE

Right Angled, Recessed, Low Profile

The RJE72 series of modular jacks meet CAT5e performance per EIA-568-C.2. It supports Gigabit Ethernet Protocols. Shielding available for increased EMI performance and LEDs for link activity and network speed verification.



Specifications

Material

Insulator:	High temp. thermoplastic; Complies with UL 94V-0; Black
Contacts:	Phosphor bronze hard temper with gold thickness option (6μ", 15μ", 30μ", 50μ"), over 50μ" min. nickel on contact mating area; 100μ" min. matte tin on solder tail
Shield:	Stainless steel with tin dipped tails
LED:	Tin plating on LED tails

LED Reverse Voltage:	5 Volts min.
LED Light Intensity:	0.4 -1.5 mCd at 2mA (for single colors) 0.5 mCd at 2mA (for bicolors)
LED Wave Length:	Yellow: 587± 7 nm measured at 20mA Green: 565 ± 6 nm measured at 20mA Red: 625 ± 5 nm measured at 20mA

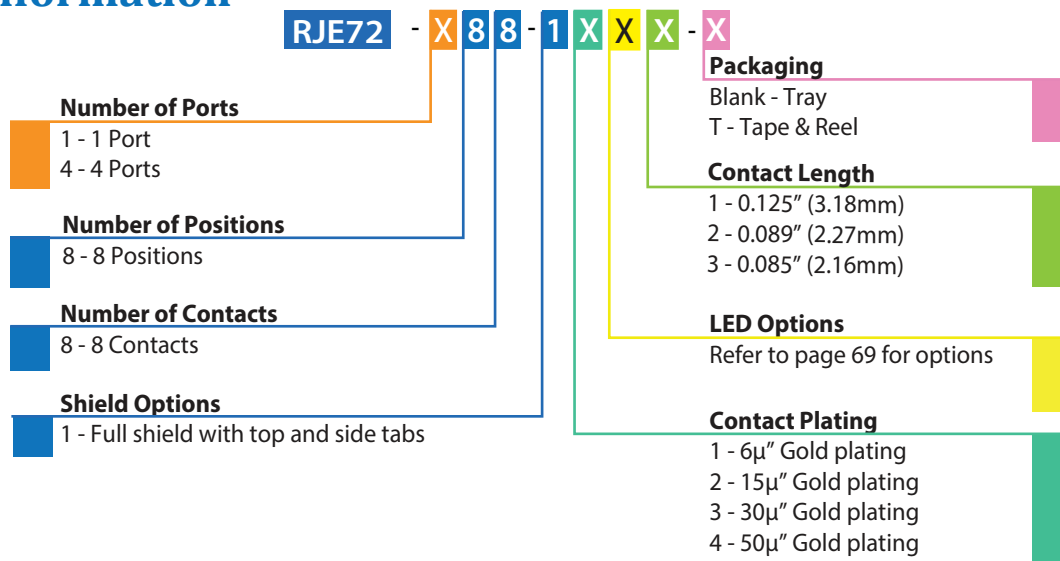
Electrical

Contact Resistance:	20 mΩ max.
Insulation Resistance:	500 MΩ min. at 500V DC for 2 minutes max.
Current Rating:	1.25 Amps
Voltage Rating:	125 Volts AC
DWV:	1000 VAC, 60 Hz. 1 minute
LED Forward DC Current:	20mA typical
LED Forward Voltage:	1.9 Volts max. at 2mA (for single colors) 2.6 Volts max. at 20mA (for bicolors)

Mechanical

Insertion Force:	5 lbs. max.
Pull Retention Force:	20 lbs. min.
Durability:	750 mating & unmating cycles
Recommended Soldering Temperature:	IR Reflow peaked at 260°C for 5 seconds max.
Operating Temperature:	-55°C to + 85°C
UL File #:	E135615

Ordering Information



Single Port



RECOMMENDED PCB LAYOUT

Multi Port

FRONT VIEW



RJE71

CAT 6, RIGHT ANGLED, RECESSED, LOW PROFILE

Right Angled, Recessed, Low Profile

The RJE71 series of modular jacks meet CAT6 performance per EIA-568-C.2. It supports Gigabit Ethernet Protocols. Shielding available for increased EMI performance and LEDs for link activity and network speed verification.



Specifications

Material

Insulator:	High temp. thermoplastic; Complies with UL 94V-0; Black
Contacts:	Phosphor bronze hard temper with gold thickness option (6µ", 15µ", 30µ", 50µ"), over 50µ" min. nickel on contact mating area; 100µ" min. matte tin on solder tail
Shield:	Stainless steel with tin dipped tails
LED:	Tin plating on LED tails

Electrical

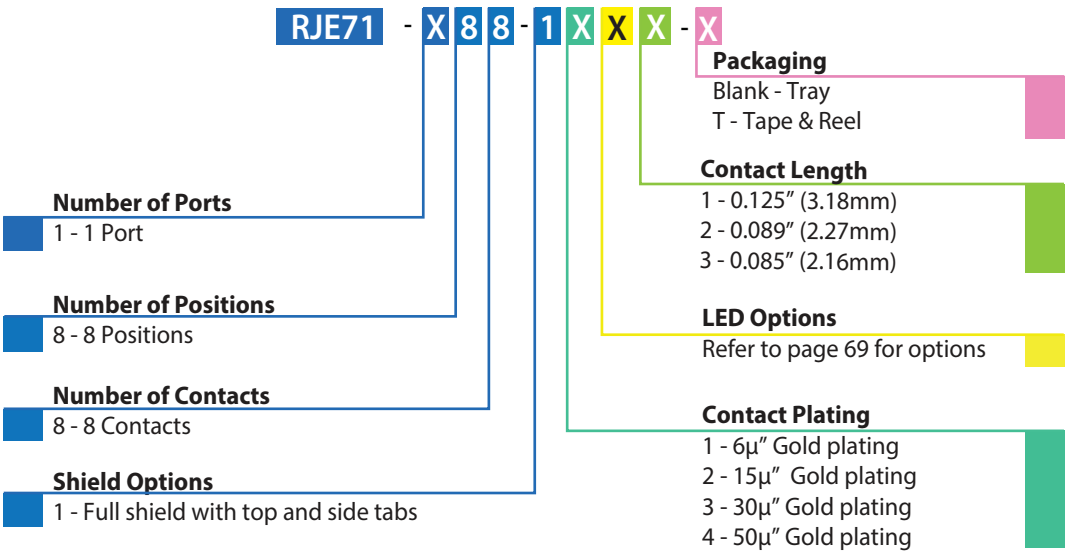
Contact Resistance:	20 mΩ max.
Insulation Resistance:	500 MΩ min. at 500V DC for 2 minutes max.
Current Rating:	1.5 Amps
Voltage Rating:	125 Volts AC
DWV:	1000 VAC, 60 Hz. 1 minute
LED Forward DC Current:	20mA typical
LED Forward Voltage:	1.9 Volts max. at 2mA (for single colors) 2.6 Volts max. at 20mA (for bicolors)

LED Reverse Voltage:	5 Volts min.
LED Light Intensity:	0.4 -1.5 mCd at 2mA (for single colors) 0.5 mCd at 2mA (for bicolors)
LED Wave Length:	Yellow: 587± 7 nm measured at 20mA Green: 565 ± 6 nm measured at 20mA Red: 625 ± 5 nm measured at 20mA

Mechanical

Insertion Force:	5 lbs. max.
Pull Retention Force:	20 lbs. min.
Durability:	750 mating & unmating cycles
Recommended Soldering Temperature:	Wave soldering peaked at 260°C for 5 seconds max.
Operating Temperature:	-55°C to + 85°C
UL File #:	E135615

Ordering Information

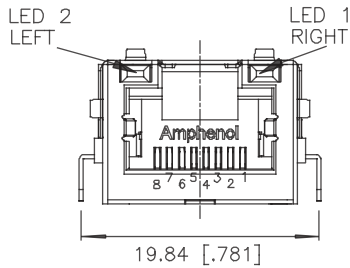


RJE71

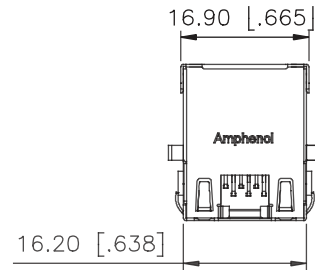
CAT 6, RIGHT ANGLED, RECESSED, LOW PROFILE

Single Port

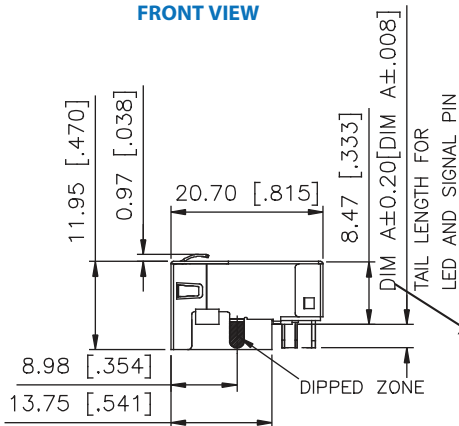
RJE71-188-1XXX



FRONT VIEW

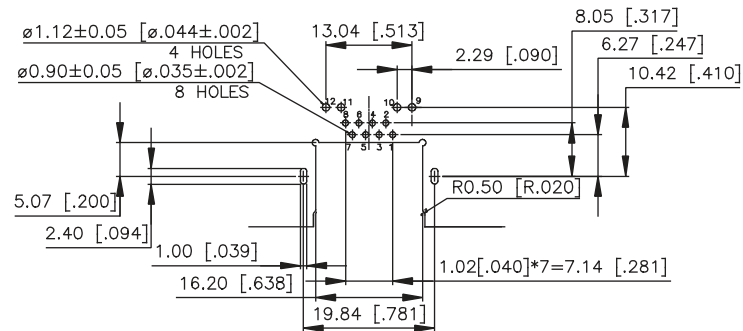


TOP VIEW



SIDE VIEW

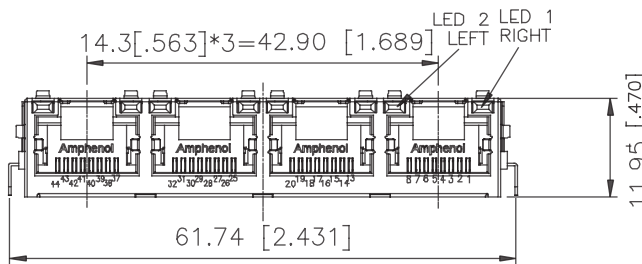
Part Number	DIM A
RJE71-188-1XX1	3.18[0.125]
RJE71-188-1XX2	2.27[0.089]
RJE71-188-1XX3	2.16[0.085]



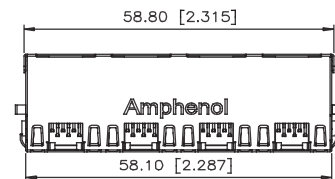
RECOMMENDED PCB LAYOUT

Multi Port

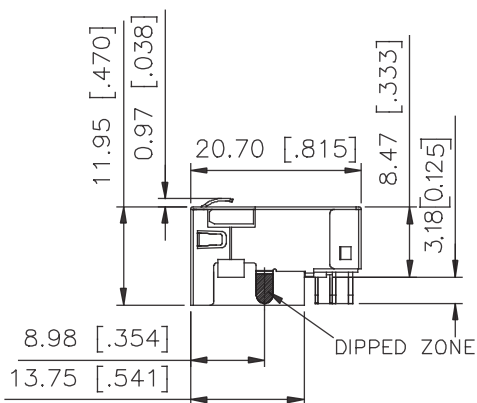
RJE71-488-1XX1



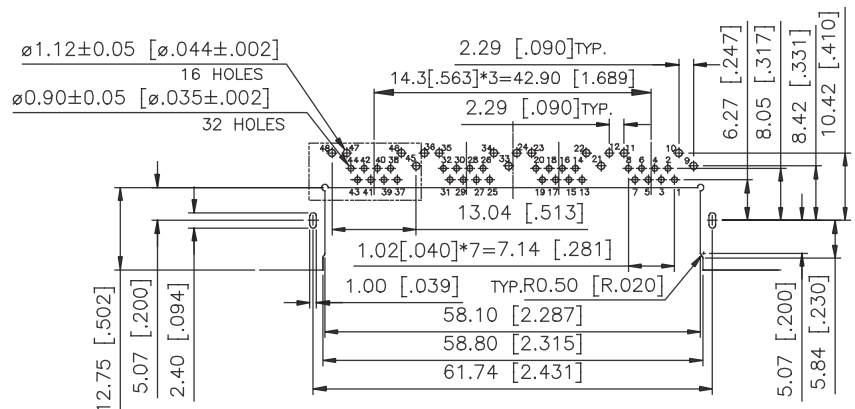
FRONT VIEW



TOP VIEW



SIDE VIEW



RECOMMENDED PCB LAYOUT

RJE45

CAT 6, SINGLE PORT

CAT 6, Single Port

The RJE45 series of modular jacks meet CAT6 performance per EIA-568-C.2. It supports Gigabit Ethernet Protocols and 10 Gig links in applications up to 50m. Shielding available for increased EMI performance and LEDs for link activity and network speed verification.



Specifications

Material

Insulator:	High temp. thermoplastic; Complies with UL 94V-0; Black
Contacts:	Phosphor bronze hard temper with gold thickness options (6μ", 15μ", 30μ", 50μ"), over 50μ" min. nickel on contact mating area; 100μ" min. matte tin plating on solder tails

LED Light Intensity:

0.4 -1.5 mCd at 2mA

LED Wave Length:

Yellow: 587± 7 nm measured at 20mA
 Green: 565 ± 6 nm measured at 20mA
 Red: 625 ± 5 nm measured at 20mA

Electrical

Contact Resistance:	20 mΩ max.
Insulation Resistance:	500 MΩ min. at 500V DC for 2 minutes max.
Current Rating:	1.25 Amps
Voltage Rating:	125 Volts AC
DWV:	1000 VAC, 60 Hz., 1 minute
LED Forward DC Current:	20mA typical
LED Forward Voltage:	1.9 Volts max. at 2mA
LED Reverse Voltage:	5 Volts min.

Mechanical

Insertion Force:	5 lbs. max.
Pull Retention Force:	20 lbs. min.
Durability:	750 mating & unmating cycles
Recommended Soldering Temperature:	Wave soldering peaked at 260°C for 10 seconds or lead free reflow soldering up to 260°C for 10 seconds for one cycle with an LED defect rate of no more than 1000ppm

Operating Temperature

-55°C to + 85°C

Ordering Information

RJE45 - 1 8 8 - X X X - X	
Number of Ports	1 - 1 Port
Number of Positions	8 - 8 Positions
Number of Contacts	8 - 8 Contacts
Shield Options	0 - No Shield 1 - Shield with PCB tabs and side tabs 2 - Shield with PCB tabs, no side tabs
Packaging	Blank - Tray T - Tape & Reel
Housing Options	1 - Standard, black housing, contact and LED tail length 0.130" 2 - Black housing, contact and LED tail length 0.130", with flange
LED Options	Refer to page 69 for options
Contact Plating	1 - 6μ" Gold plating 2 - 15μ" Gold plating 3 - 30μ" Gold plating 4 - 50 μ" Gold plating

Didn't find what you were looking for?

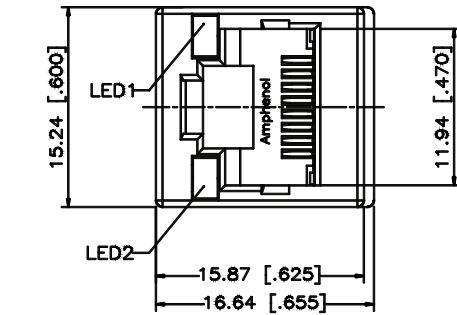
Please contact sales@amphenolcanada.com and let us know what you need.

RJE45

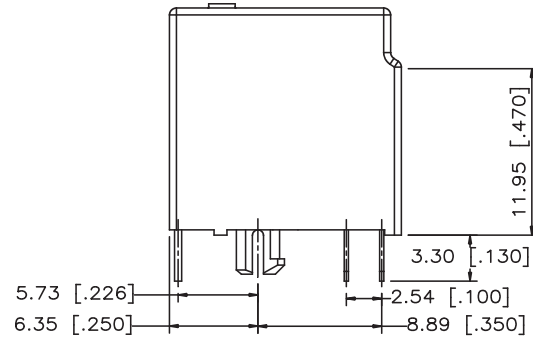
CAT 6, SINGLE PORT

Single Port Non-Shielded

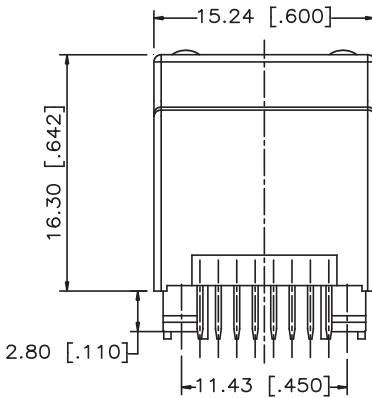
RJE45-188-0XX1



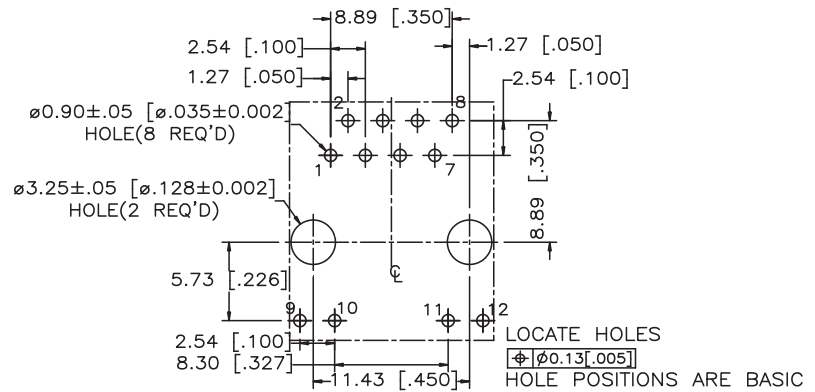
FRONT VIEW



TOP VIEW



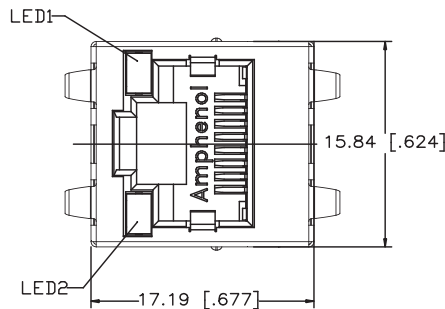
SIDE VIEW



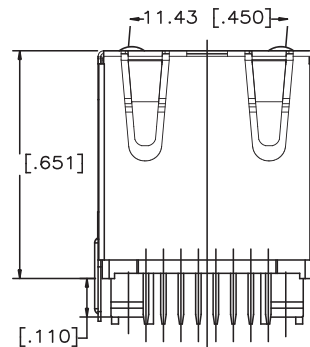
RECOMMENDED PCB LAYOUT

Shielded

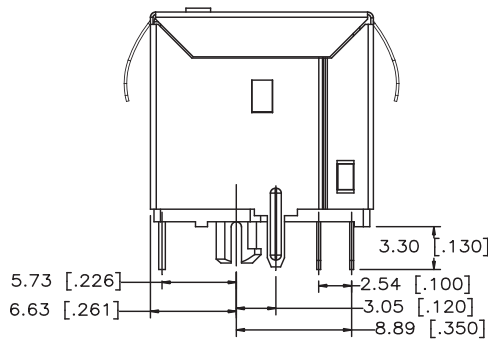
RJE45-188-1XX1



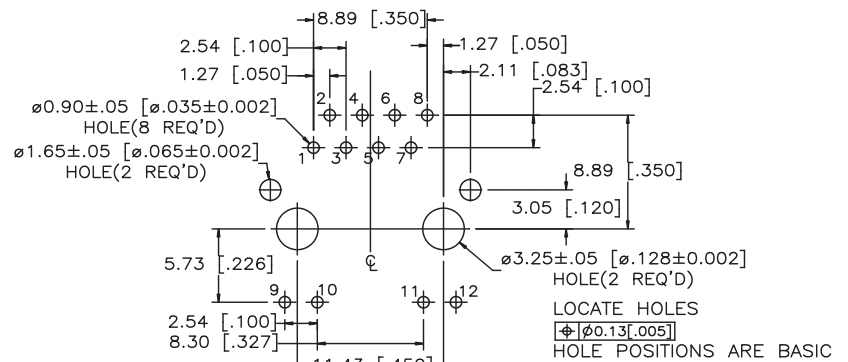
FRONT VIEW



TOP VIEW



SIDE VIEW



RECOMMENDED PCB LAYOUT

RJE17

RJ 45 COUPLER

RJ45 Coupler

The RJE17 coupler provides connections through barriers such as equipment covers and panels. They are locked into place with a panel latch for secure mounting. Available in CAT3 and CAT5 performance. The added shielding provides optional EMI protection.



Specifications

Material

Insulator:	Engineering thermoplastic; Complies with UL 94V-0; Black
Contacts:	Phosphor bronze hard temper with gold thickness options (30μ", 50μ") over 50μ" min. nickel on contact mating area
Shield:	Stainless steel

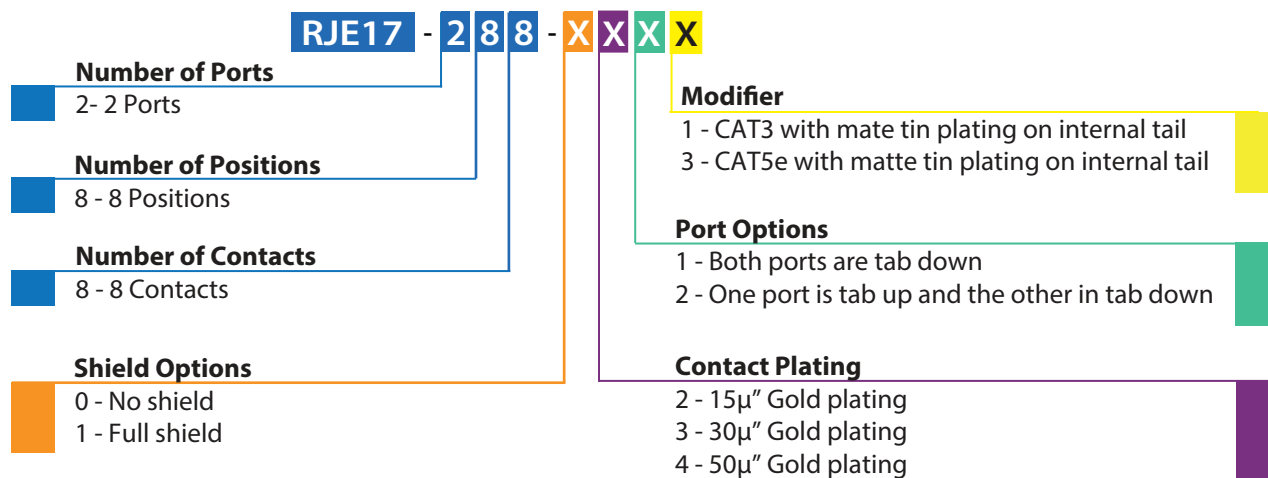
Mechanical

Insertion Force:	5 lbs. max.
Pull Retention Force:	20 lbs. min.
Durability:	750 mating & unmating cycles
Operating Temperature:	-40°C to +85°C

Electrical

Contact Resistance:	20 mΩ max.
Insulation Resistance:	500 MΩ min. at 500V DC for 2 minutes max.
Current Rating:	1.5 Amps
Voltage Rating:	125 Volts AC
DWV:	1000 VAC, 60 Hz. 1 minute

Ordering Information



Didn't find what you were looking for?

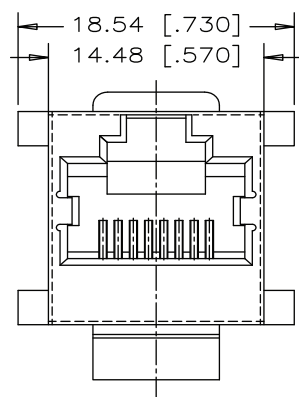
Please contact sales@amphenolcanada.com and let us know what you need.

RJE17

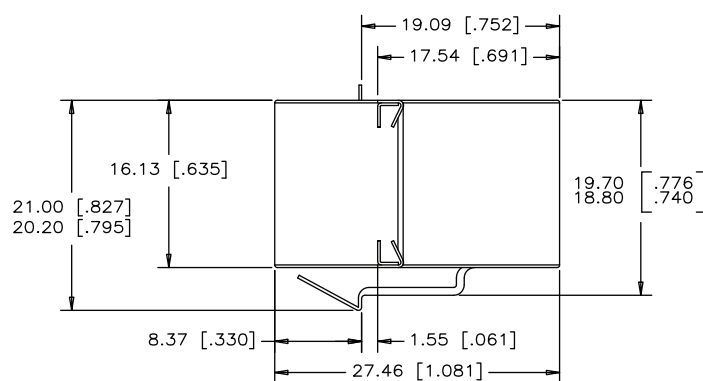
RJ45 COUPLER

Single Port Shielded

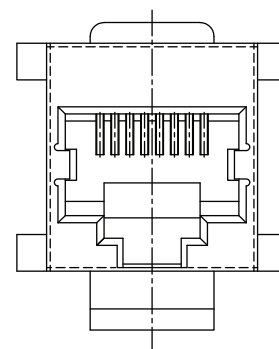
RJE17-288-1X21



FRONT VIEW



SIDE VIEW



REAR VIEW

Notes

LED OPTIONS

LED Designation

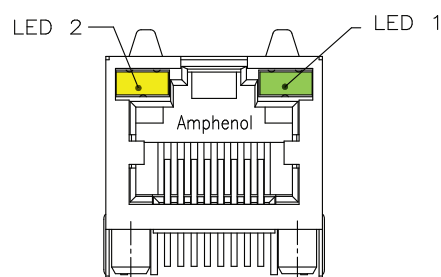
Ex. RJHSE - 538X*

LED Code	LED 2 Left		LED 1 Right	
0	Blocked		Blocked	
1	Yellow		Green	
2	Blocked		Green	
3	Yellow		Blocked	
4	Green		Yellow	
5	Green		Green	
6	Yellow		Yellow	
7	Red		Green	
8	Green		Red	
9	Green		Blocked	
A	Green	Yellow	Green	Yellow
B	Red	Green	Red	Green
C	Red	Green	Green	Yellow
D	Green		Green	Yellow
E	Yellow		Green	Yellow
F	Green	Yellow	Yellow	
G	Green	Orange	Green	Orange
H	Green	Yellow	Green	
J	Red	Green	Yellow	
K	Yellow		Green	Orange
L	Green	Yellow	Red	
M	Red		Yellow	
N	Green	Red	Green	Yellow
P	Green		Red	Green
R	Green	Orange	Green	
T	Red		Red	
V	Red	Green	Green	

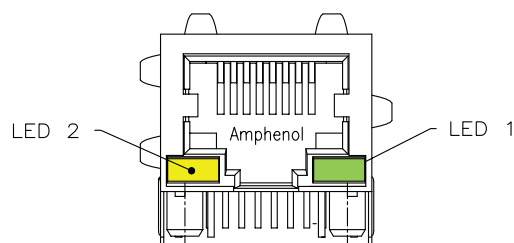
*LED Designation Code

Note: A black X in the part number refers to the LED designation code for all drawings in this catalogue.

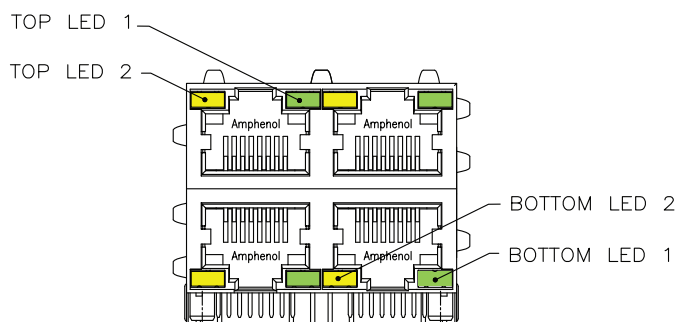
For Right Angle Connectors:



For Vertical Connectors:



For Stacked Connectors:



Other LED options are available. If you do not see what you're looking for, please email sales@amphenolcanada.com to request the complete the LED ordering options.

NOTES

The Amphenol logo consists of the word "Amphenol" in a bold, dark blue sans-serif font, followed by a registered trademark symbol (®).

Amphenol®

Now You're Connected!

Location:
605 Milner Avenue
Toronto, Ontario
Canada, M1B 5X6

amphenolcanada.com
Telephone: (416) 754-5656
Fax: (416) 754-8668
sales@amphenolcanada.com
All specifications are subject to change without notice.