

CONVERSION CHART	
INCH	MM
.002	0.05
.005	0.13
.010	0.25
.020	0.51
.035	0.89
.100	2.54
.125	3.18
.135	3.43
.180	4.57
.180	4.57
.150	3.82
.300	7.62
.400	10.16
.600	15.24
.700	17.78
.800	20.32
1.000	25.40
1.200	30.48
1.400	35.56
1.800	45.72
2.000	50.8
2.100	53.34
2.400	60.96
3.200	81.28

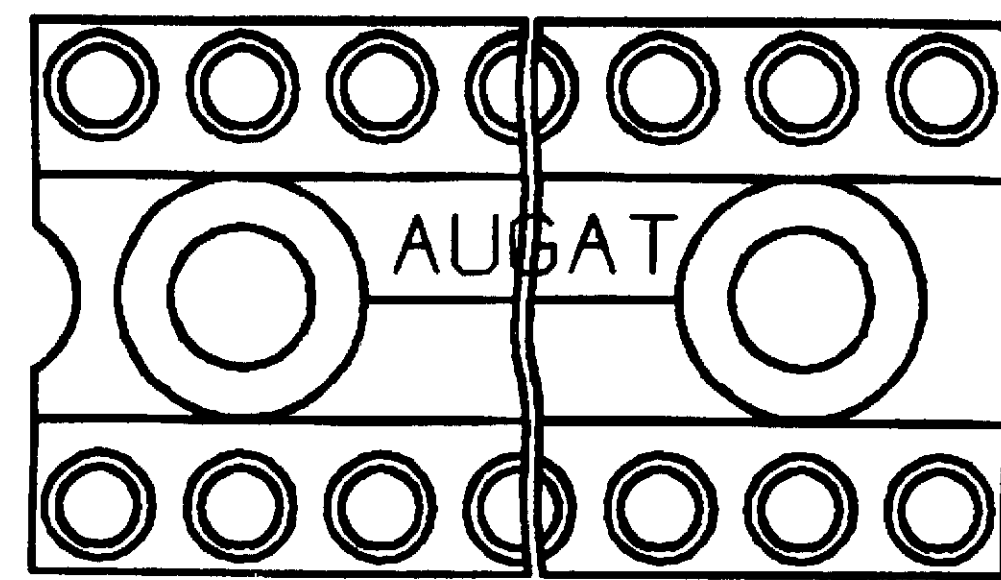


FIG. 1

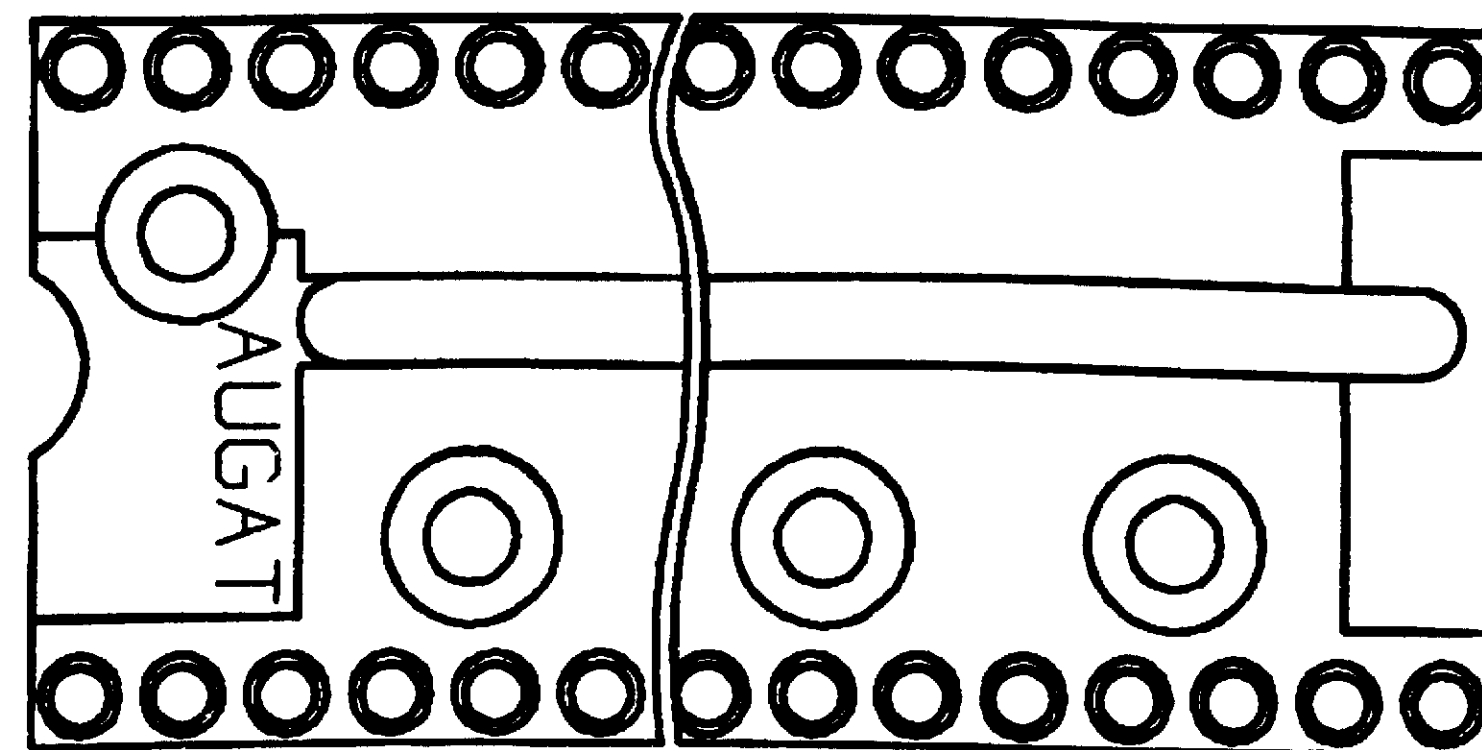
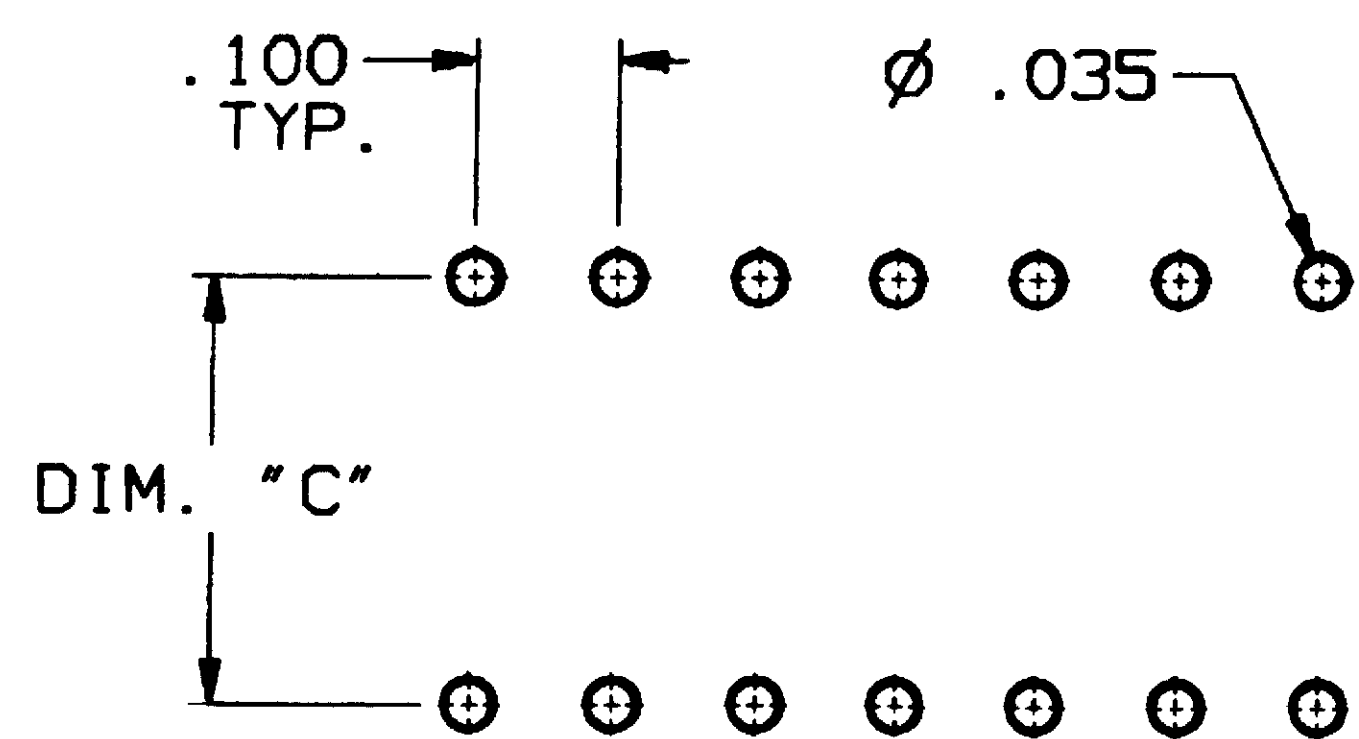
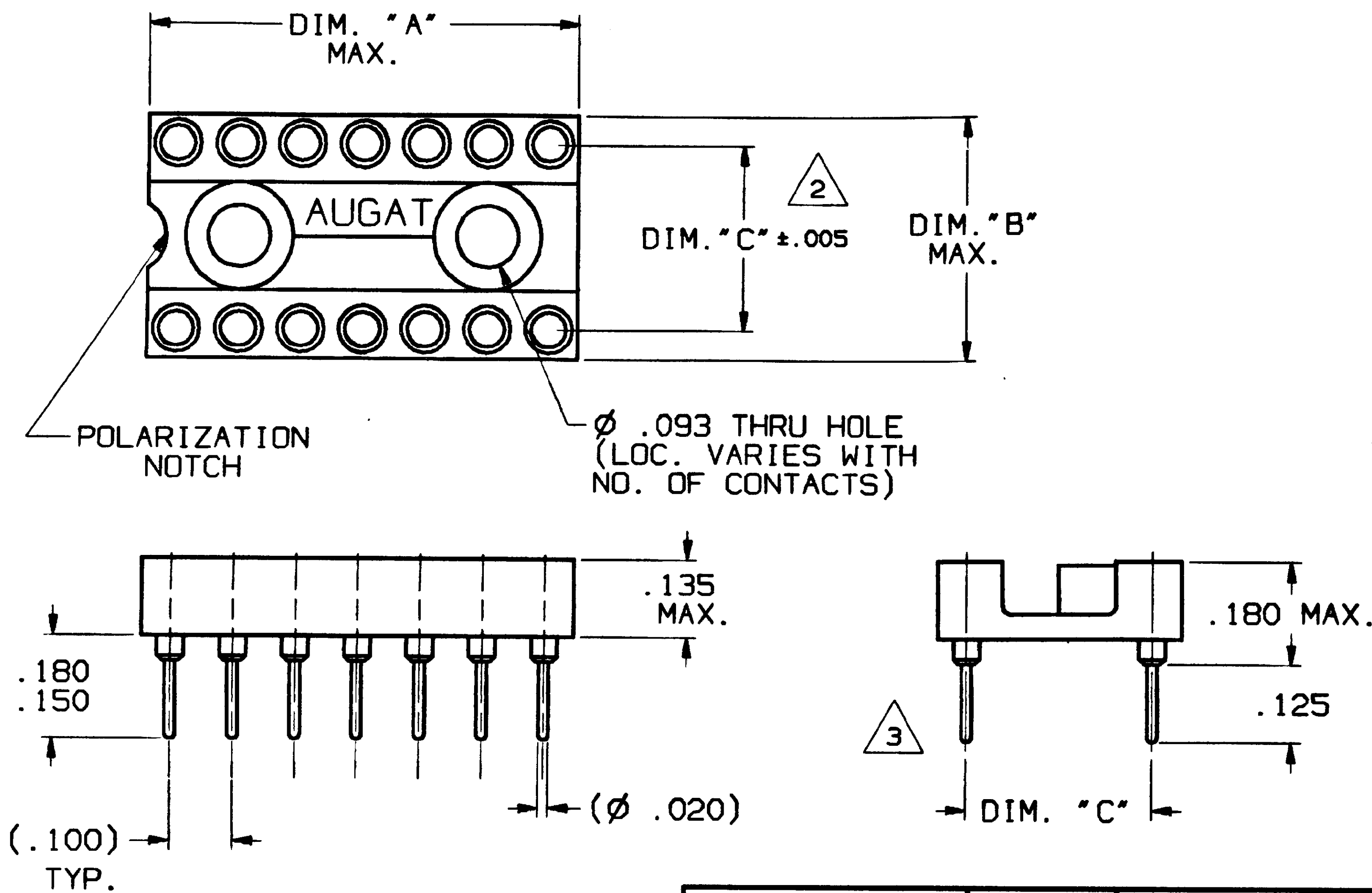


FIG. 2



P.C.B. HOLE LAYOUT
TOLERANCE ±.002

PART NUMBER	FIG.	DIM. "A"	DIM. "B"	DIM. "C"
514-AG10D-ES 514-AG11D-ES 514-AG11D-ESL	1	.700	.400	.300
516-AG10D-ES 516-AG11D-ES 516-AG11D-ESL	1	.800	.400	.300
520-AG10D-ES 520-AG11D-ES 520-AG11D-ESL	1	1.000	.400	.300
524-AG10D-ES 524-AG11D-ES 524-AG11D-ESL	2	1.200	.700	.600
528-AG10D-ES 528-AG11D-ES 528-AG11D-ESL	2	1.400	.700	.600
532-AG10D-ES 532-AG11D-ES 532-AG11D-ESL	2	1.600	.700	.600
540-AG10D-ES 540-AG11D-ES 540-AG11D-ESL	2	2.000	.700	.600

SPECIFICATIONS:

MATERIALS:
 INSULATOR: POLYESTER, UL RATED 94V-0.
 CONTACT: COPPER ALLOY
 SLEEVE: COPPER ALLOY.
 PLATING: 10D-ES - CONTACT - GOLD OVER NICKEL.
 SLEEVE - GOLD OVER NICKEL.
 11D-ES - CONTACT - GOLD OVER NICKEL.
 SLEEVE - TIN/LEAD.
 11D-ESL - CONTACT - LOW GOLD OVER NICKEL.
 SLEEVE - TIN/LEAD.

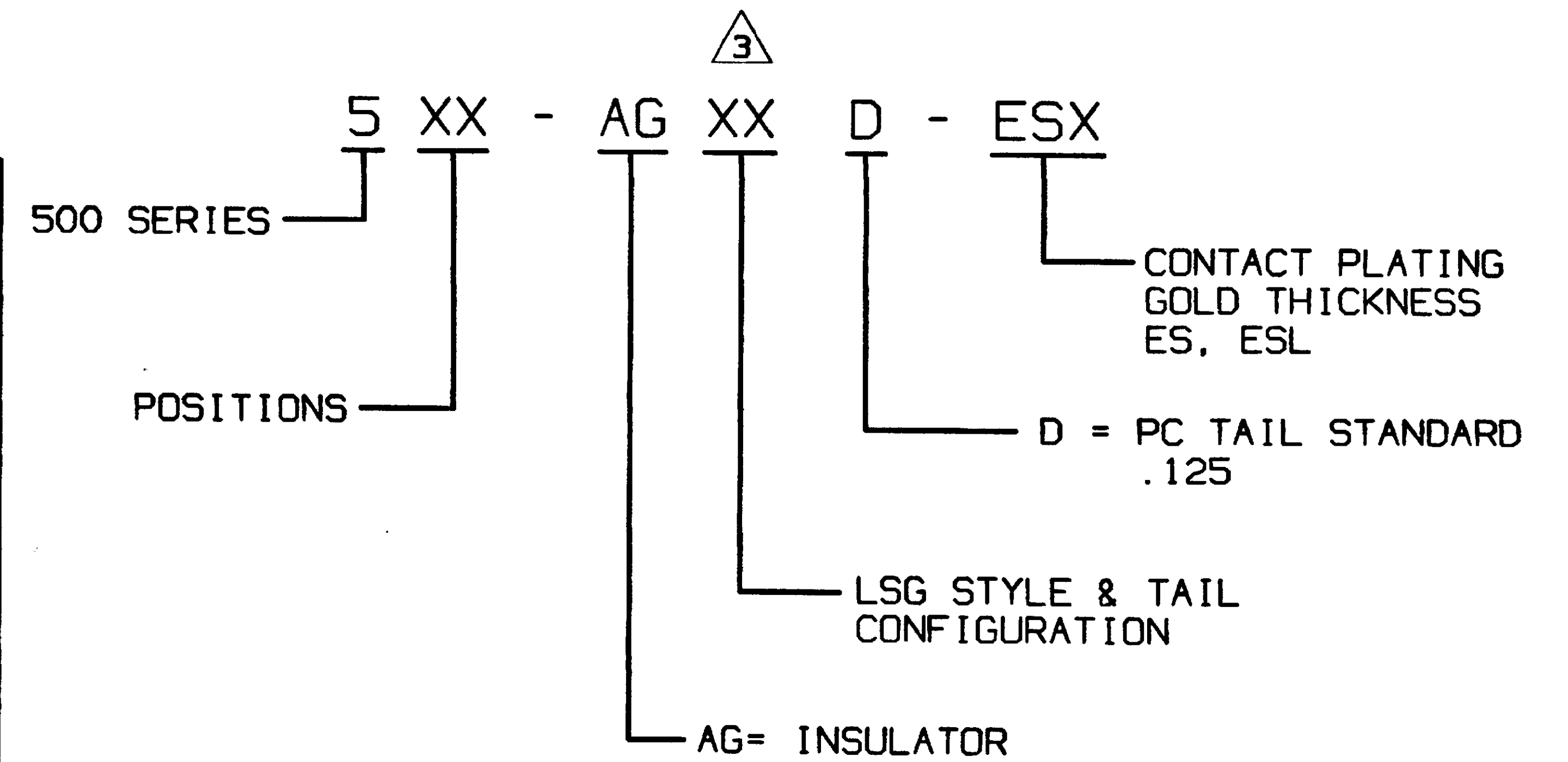
ELECTRICAL:
 CONTACT RESISTANCE: 10 MILLIOHMS MAX.
 CONTACT RATING: 3 AMPS.
 CAPACITANCE: 1.0 pF PER MIL-STD-202, METHOD 305.
 INSULATION RESISTANCE: 5000 MΩ MIN. @ 500 VDC PER MIL-STD-1344, METHOD 3003.1.
 DIELECTRIC WITHSTANDING VOLTAGE: 1000 VOLTS (RMS) PER MIL-STD-1344, METHOD 3001.1.

MECHANICAL:
 INSERTION FORCE: 179 GRAMS AVERAGE WHEN MEASURED WITH Ø .018 POLISHED STEEL PIN.
 WITHDRAWAL FORCE: 63 GRAMS AVERAGE WHEN MEASURED WITH Ø .018 POLISHED STEEL PIN.

ENVIRONMENTAL:
 OPERATING TEMPERATURE:
 TIN/LEAD CONTACT: -63°F TO +221°F (-55°C TO +105°C).
 GOLD CONTACT: -63°F TO +261°F (-55°C TO +125°C).

NOTES:

1. INTERPRET DRAWING PER ASME Y14.5M-1994.



THIS IS A C.A.D. GENERATED DRAWING.
DO NOT MAKE MANUAL REVISIONS TO MASTER.

OUTLINE DRAWING

SPECIFICATIONS ARE SUBJECT TO CHANGES WITHOUT NOTICE

REV	A
REVISIONS	
REVISED PER ECO-11-005294	
DATE: 16APR11	
DR: RK	
APR: HMR	

THIRD ANGLE PROJECTION
 TOLERANCES (EXCEPT AS NOTED)
 ANGULAR = ±1°
 DECIMAL .XX = ±
 DECIMAL .XXX = ±.010
 DECIMAL .XXXX = ±

UNLESS OTHERWISE SPECIFIED DIMENSIONS ARE IN INCHES DO NOT SCALE PRINT

FILE NAME: SXXADU1
 DIRECTORY: PNCODEAS

MATERIAL: SEE SPECIFICATIONS

FINISH: SEE SPECIFICATIONS

ORIGINAL DATE OF DRAWING: 5-31-95

DRAWN: S.KIRCORIAN
 DATE: 5-31-95

CHECKED: DATE:

APPROVED: D.O'NEILL
 DATE: 6-2-95

CODE IDENT. NO. 91506
 DWG. SIZE C

NEXT ASSY:

TE Connectivity

TITLE: OUTLINE DRAWING

500 SERIES

DWG. NO. C-1437532-2

REV. A

SCALE: SHEET 1 OF 1