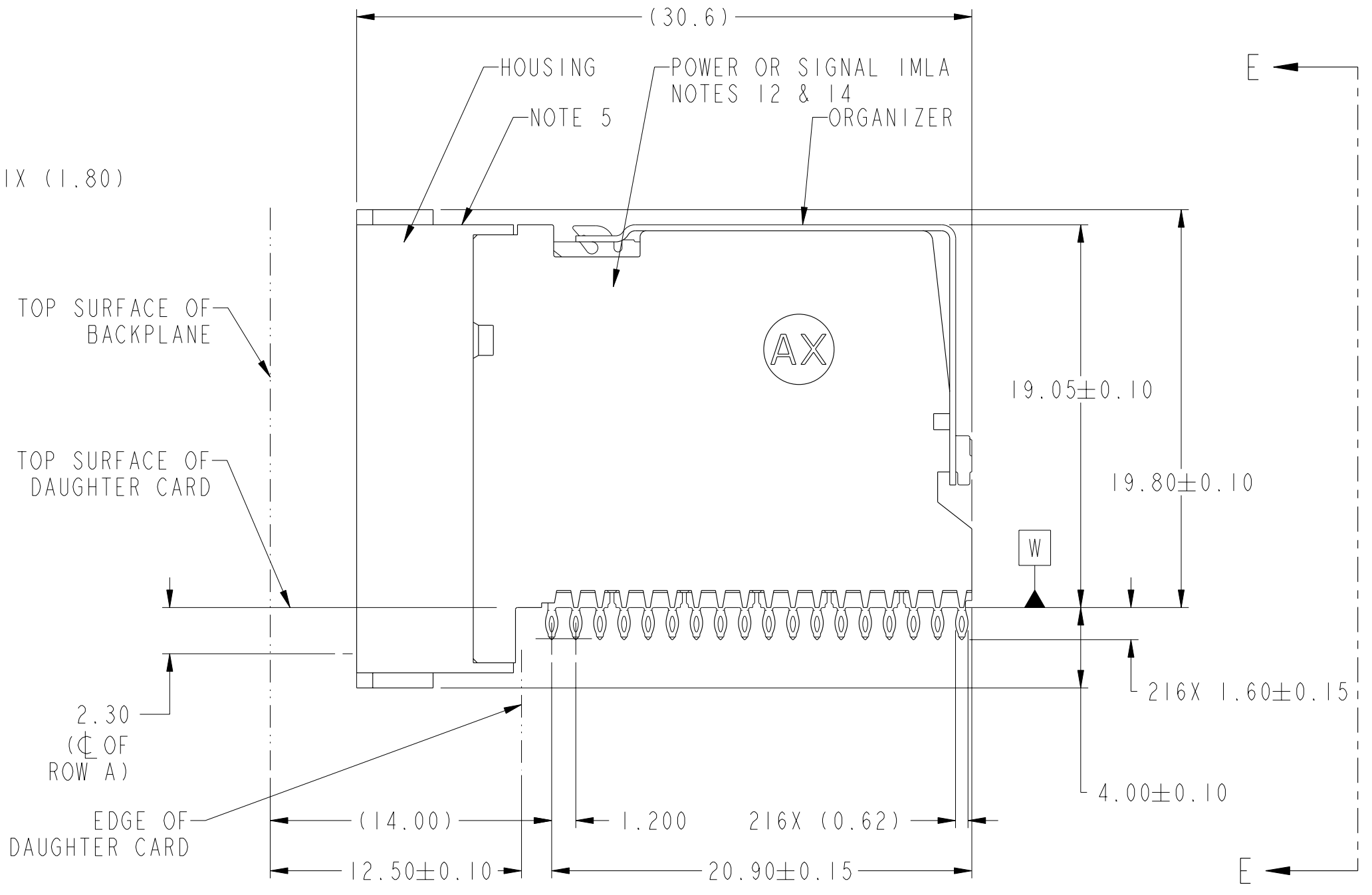
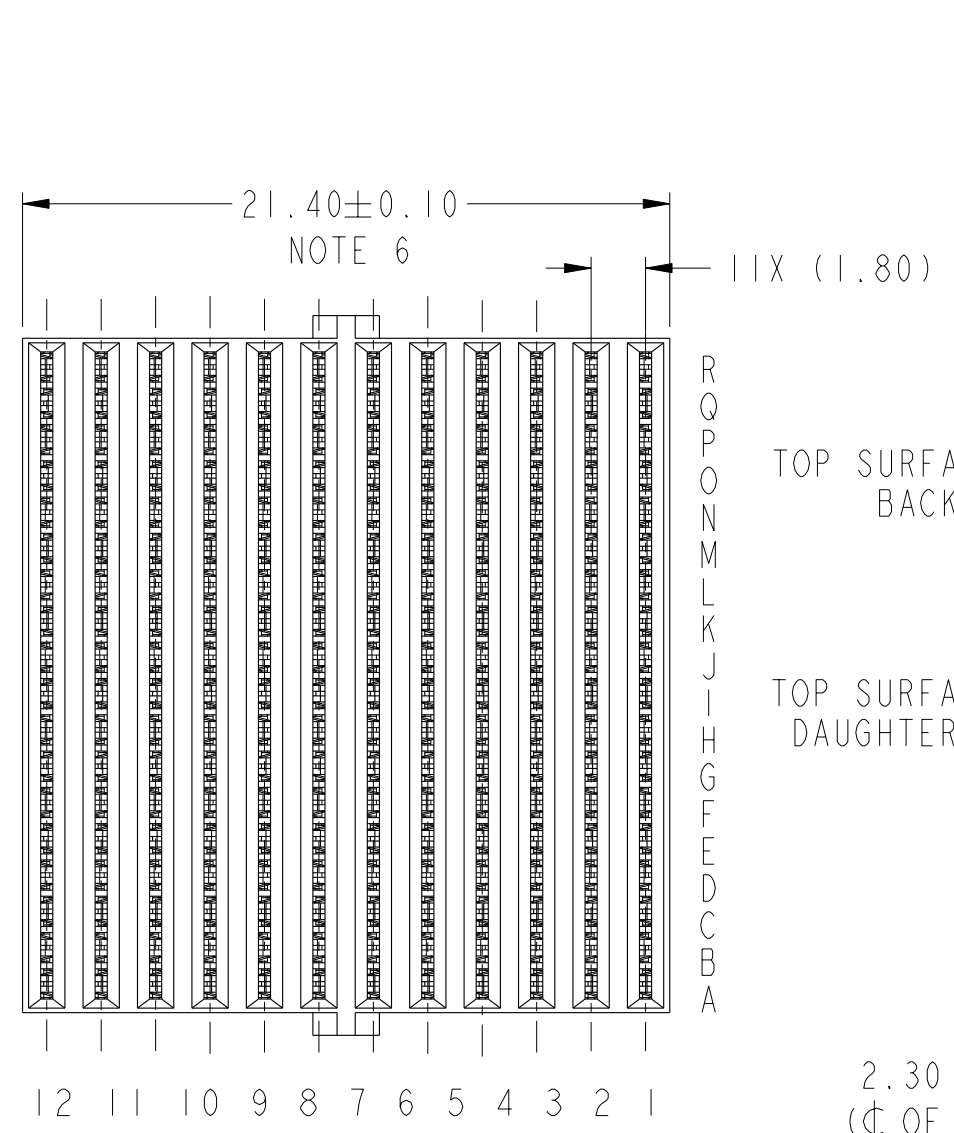


PRODUCT NUMBER
SEE SHEET 4



Copyright FCI.

rev	ecn no	dr	date
A	V09-0390	MRG	2009-08-10
-	-	-	-
-	-	-	-
-	-	-	-
-	-	-	-
-	-	-	-

www.fciconnect.com			surface - ✓	tolerance std	projection	MM
			TOLERANCES UNLESS OTHERWISE SPECIFIED			Scale 4:1
Dr	STU STONER	2007-11-26	ANGULAR	LINEAR	0.X	±
Eng	J SWAIN	2007-11-26			0.XX	±
Chr	J SWAIN	2007-11-26	0°	±°	0.XXX	±
Appr	J SWAIN	2007-11-26	Product family		ZipLine	Spec ref ---
FCI			Title		ZipLine R/A REC ASSY, PWR	
			Title		6 PR, 12 IMLA, 1.8MM PITCH, 21.6MM	
			catalog no		-	
			dwg no		10084164	
			CUSTOMER		sheet 1 of 4	

REV F - 2006-04-17

1

2

3

4

A

A

B

B

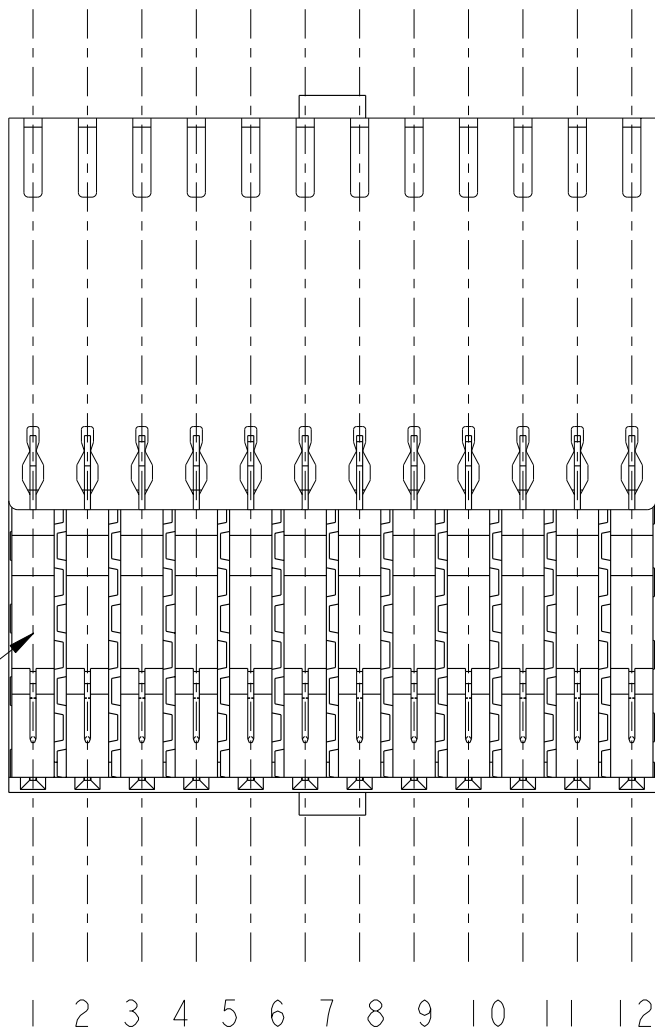
C

C

D

D

SEE NOTE 12



SECTION E-E



Copyright FCI.

	Title ZipLine R/A REC ASSY, PWR 6 PR, 12 IMLA, 1.8MM PITCH, 21.6MM	dwg no 10084164	Rev. A
	catalog no -	CUSTOMER	sheet 2 of 4

1

2

3

1

2

3

4

A

B

C

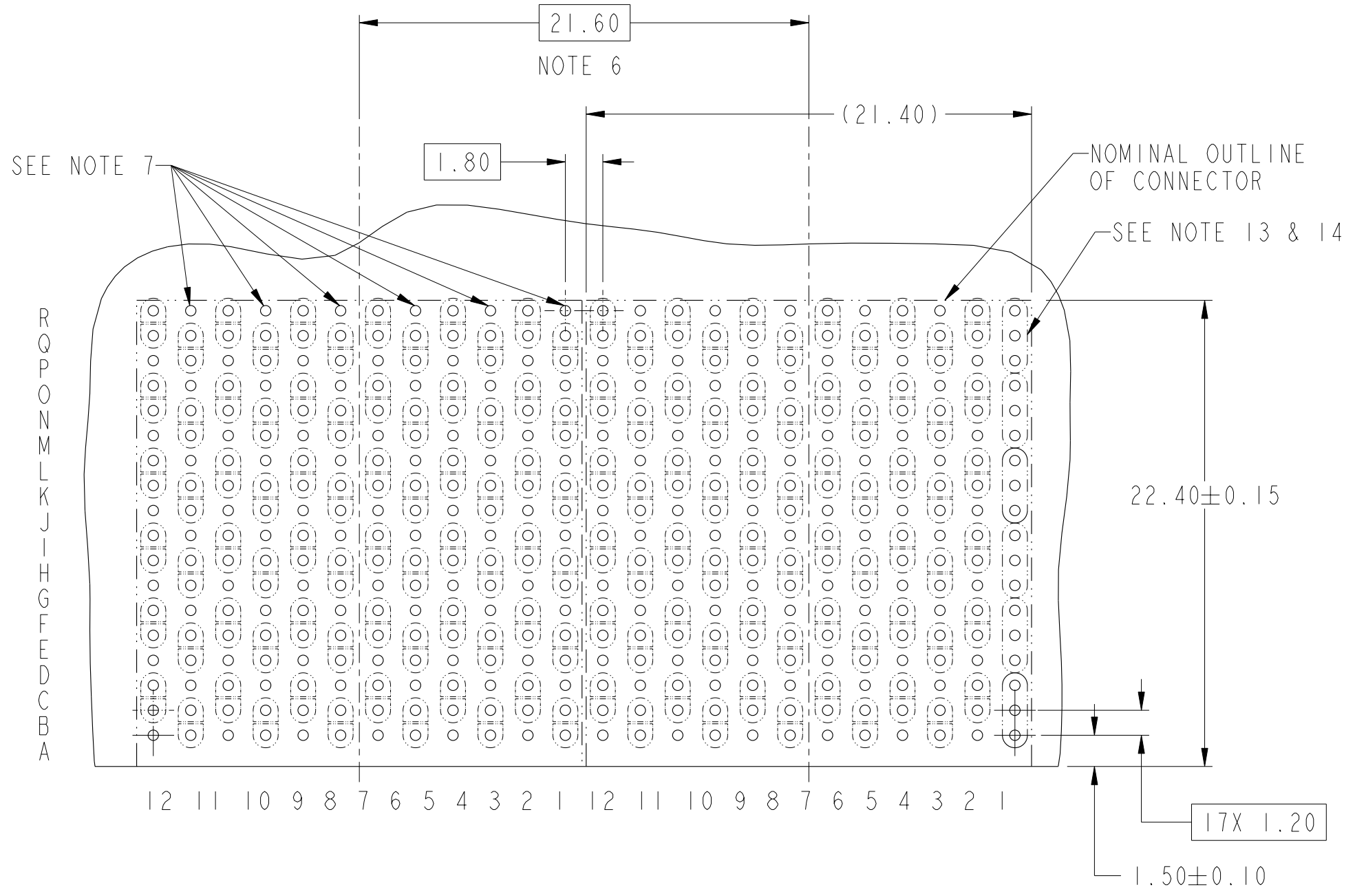
D

A

B

C

D



RECOMMENDED PCB LAYOUT
 FOR DIFFERENTIAL APPLICATIONS
 COMPONENT SIDE
 (TWO ADJACENT FOOTPRINTS SHOWN)
 NOTES 6, 7, & 8
 POWER LAYOUT REPRESENTED BY COLUMN 1
 AT FAR RIGHT



Copyright FCI.

	Title ZipLine R/A REC ASSY, PWR 6 PR, 12 IMLA, 1.8MM PITCH, 21.6MM	dwg no 10084164	Rev. A
	catalog no -	CUSTOMER	sheet 3 of 4

2

3

PRODUCT NUMBER	PRESS-FIT TAIL PLATING TYPE	POWER (P) OR SIGNAL (S) BY COLUMN NUMBER (SEE NOTE 14)											
		1	2	3	4	5	6	7	8	9	10	11	12
10084164-101	TIN/LEAD ALLOY OVER NICKEL	P	S	S	S	S	S	S	S	S	S	S	S
10084164-101LF	TIN OVER NICKEL (LEAD FREE)	P	S	S	S	S	S	S	S	S	S	S	S
10084164-102	TIN/LEAD ALLOY OVER NICKEL	P	P	S	S	S	S	S	S	S	S	S	S
10084164-102LF	TIN OVER NICKEL (LEAD FREE)	P	P	S	S	S	S	S	S	S	S	S	S
10084164-103	TIN/LEAD ALLOY OVER NICKEL	P	S	S	S	S	S	S	S	S	S	S	P
10084164-103LF	TIN OVER NICKEL (LEAD FREE)	P	S	S	S	S	S	S	S	S	S	S	P

- 1 - CONNECTOR MATERIALS:
HOUSING: HIGH TEMP THERMOPLASTIC, BLACK, UL94-V0
IMLA PLASTIC: HIGH TEMP THERMOPLASTIC, BLACK, UL94-V0
CONTACT: COPPER ALLOY
ORGANIZER: STAINLESS STEEL
- 2 - CONTACT PLATING:
SEPARABLE INTERFACE:
PERFORMANCE-BASED PLATING, QUALIFIED TO MEET THE REQUIREMENTS OF FCI PRODUCT SPECIFICATION GS-12-452 INCLUDING TELCORDIA GR-1217-CORE (NOVEMBER 1995) CENTRAL OFFICE TEST SEQUENCE
- PRESS-FIT TAILS: SEE TABLE
- 3 - PRODUCT SPECIFICATION: GS-12-452
- 4 - APPLICATION SPECIFICATION: GS-20-094
- 5 - PRODUCT MARKING, (PART NUMBER & LOT CODE), ON THIS SURFACE.
- 6 - THE MINIMUM CENTERLINE SPACING BETWEEN ADJACENT MODULES IS 21.6MM.
- 7 - THERE IS NO GROUND BUSSING WITHIN THE CONNECTOR EXCEPT FOR POSITIONS R1,R3,R5,R7,R9,& R11. THESE MUST BE ASSIGNED AS GROUNDS.

- 8 - REFER TO CUSTOMER DRAWING 10045979 FOR INFORMATION ON PCB HOLE DIAMETERS AND PLATING OPTIONS
- 9 - LEAD FREE PRODUCT MEETS THE EUROPEAN UNION DIRECTIVES & OTHER COUNTRY REGULATIONS AS DESCRIBED IN GS-22-008
- 10 - THE HOUSING WILL WITHSTAND EXPOSURE TO 260°C PEAK TEMPERATURE FOR 40 SECONDS IN A CONVECTION, INFRA-RED, OR VAPOR PHASE REFLOW OVEN.
- 11 - PACKAGING MEETS GS-14-920 LEAD FREE LABELING SPECIFICATION.
- 12 - PLASTIC FOR POWER COLUMNS IS WHITE. PLASTIC FOR SIGNAL COLUMNS IS BLACK. SEE PART NUMBER TABLE FOR APPLICABLE POWER (P) AND SIGNAL (S) COLUMN LOADING POSITIONS.
- 13 - WITHIN ANY POWER COLUMN, EACH 3 OF THE 18 CONTACT POSITIONS ARE COMMONED TO FORM 6 POWER CONTACTS. PCB LAYOUT SHOWS ONE CONFIGURATION OF COMMONED VIAS MAKING UP THE 6 INDIVIDUAL POWER POSITIONS. ADDITIONAL CUSTOMER-DEFINED PCB LAYOUTS WILL ALLOW ANYWHERE FROM ONE TO SIX POWER LINES WITHIN A COLUMN.
- 14 - PRODUCT CAN BE CONFIGURED WITH POWER IN ANY COLUMN OR MULTIPLE COLUMNS.



Copyright FCI.

	Title ZipLine R/A REC ASSY, PWR 6 PR, 12 IMLA, 1.8MM PITCH, 21.6MM	dwg no 10084164	Rev.
	catalog no -		CUSTOMER sheet 4 of 4