



DRA1 MP Series

- 10mm Single Channel DIN Rail Mount SSR Assembly
- AC Ratings up to 280 VAC and 4 Amps
- DC Ratings 60 VDC and 3 Amps
- N.O. AC or DC output, N.C. DC Output (-B)
- 3-32VDC control
- Cage style screw terminals for easy connection
- Fits standard 35mm DIN rail

PRODUCT SELECTION

Control Voltage	3 A	3 A	4 A
3-32 VDC Control	DRA1-MP120D3	DRA1-MP240D3	DRA1-MP240D4
3-32 VDC Control	DRA1-MPDCD3	DRA1-MPDCD3-B	

AC OUTPUT SPECIFICATIONS ⁽¹⁾

Description	DRA1-MP120D3	DRA1-MP240D3	DRA1-MP240D3
Operating Voltage [VAC]	12-140	24-280	24-280
Transient Overvoltage [Vpk]	400	600	600
Maximum Load Current [Arms] ⁽²⁾	3	3	4
Minimum Load Current [Arms]	0.02	0.02	0.02
Maximum Off-State Leakage Current @ Rated Voltage [mArms]	5	5	5
Minimum off-state dv/dt @ maximum rated voltage [V/μsec] ⁽³⁾	200	200	200
Maximum 1 Cycle Surge Current (50/60 Hz) [Apk]	86/90	86/90	125/130
Maximum I ² t for fusing (50/60 Hz, 1/2 cycle) [A ² sec]	39/36	39/36	78/72
Maximum On-State Voltage Drop @ Rated Current [Vpk]	1.6	1.6	1.6

DC OUTPUT SPECIFICATIONS ⁽¹⁾

Description	DRA1-MPDCD3	DRA1-MPDCD3-B
Operating Voltage [VDC]	3-60	3-60
Maximum Load Current [Adc]	3	3
Minimum Load Current [Adc]	0.02	0.02
Maximum Surge Current [Adc]	5	5
Maximum On-State Voltage Drop @ Rated Current [Vdc]	1.5	1.5

INPUT SPECIFICATIONS ⁽¹⁾

Description	DRA1-MPxxxDx	DRA1-MPDCD3	DRA1-MPDCD3-B
Control Voltage Range	3-32 VDC	3-32 VDC	3-32 VDC
Must Turn On Voltage	3.0 VDC	3.0 VDC	1.0 VDC
Must Turn Off Voltage	1.0 VDC	1.0 VDC	3.0 VDC
Typical Input Current	2.6 mAdc	2.6 mAdc	2.6 mAdc
Nominal Input Impedance	1500 Ohm	1500 Ohm	1500 Ohm
Maximum Turn-On Time [msec]	8.33	0.10	0.10
Maximum Turn-Off Time [msec]	8.33	0.10	0.10

GENERAL SPECIFICATIONS ⁽¹⁾

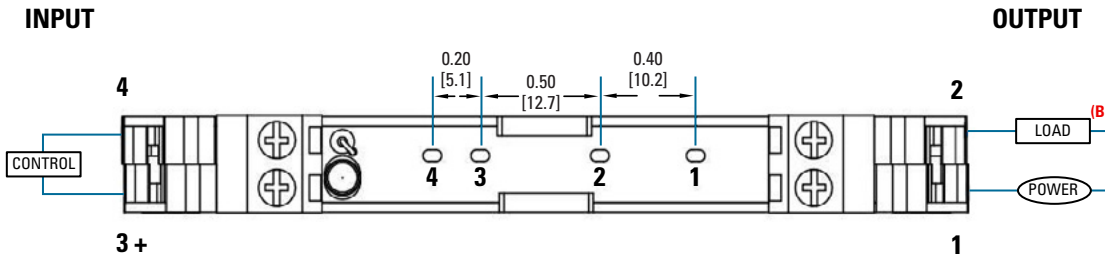
Description	Parameters
Dielectric Strength, Input/Output (50/60Hz)	4000 Vrms
Minimum Insulation Resistance (@ 500 VDC)	10 ⁹ Ohm
Maximum Capacitance, Input/Output	8 pF
Ambient Operating Temperature Range	-40 to 80 °C
Ambient Storage Temperature Range	-40 to 125 °C
Weight (typical)	0.08 lb (36.4g)
Encapsulation	Thermally Conductive Epoxy

GENERAL NOTES

- ⁽¹⁾ All parameters at 25°C unless otherwise specified.
⁽²⁾ See derating chart on page 3
⁽³⁾ Off-State dv/dt test method per EIA/NARM standard RS-443, paragraph 13.11.1

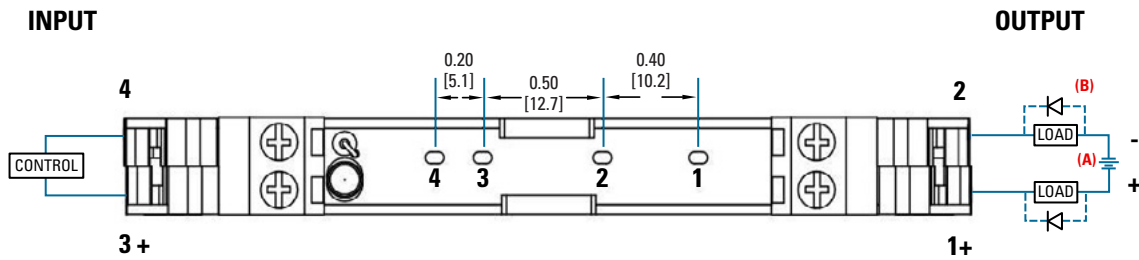
WIRING DIAGRAM

Wiring Diagram (A) AC Output



(A) Wiring diagram is identical for each individual section whether it is a single or four channel assembly.
 (B) Load can be placed on either side of "Power".

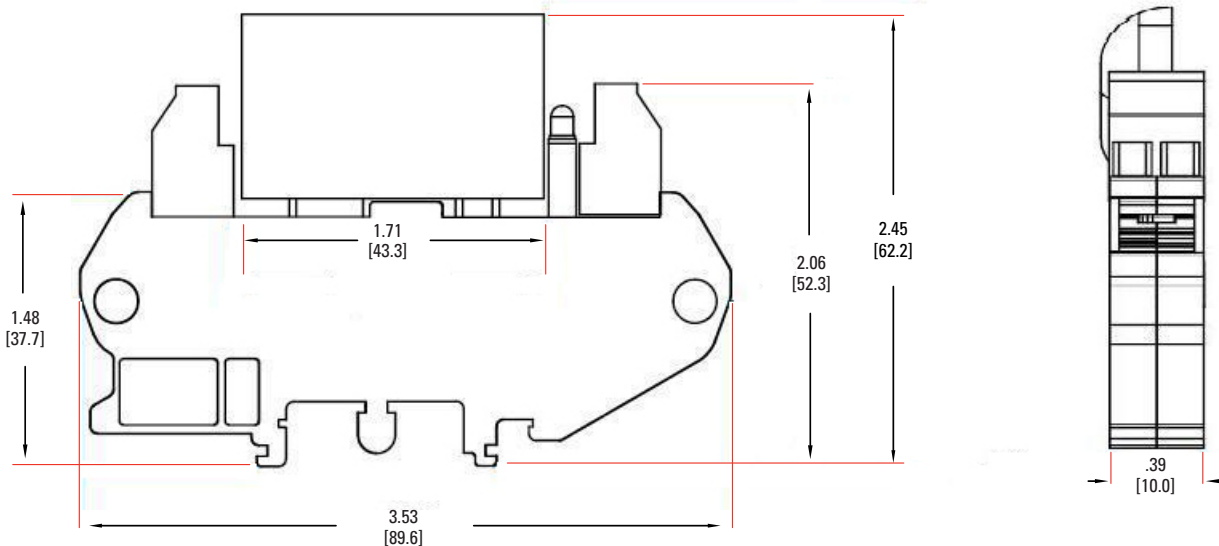
Wiring Diagram DC Output



MECHANICAL SPECIFICATIONS

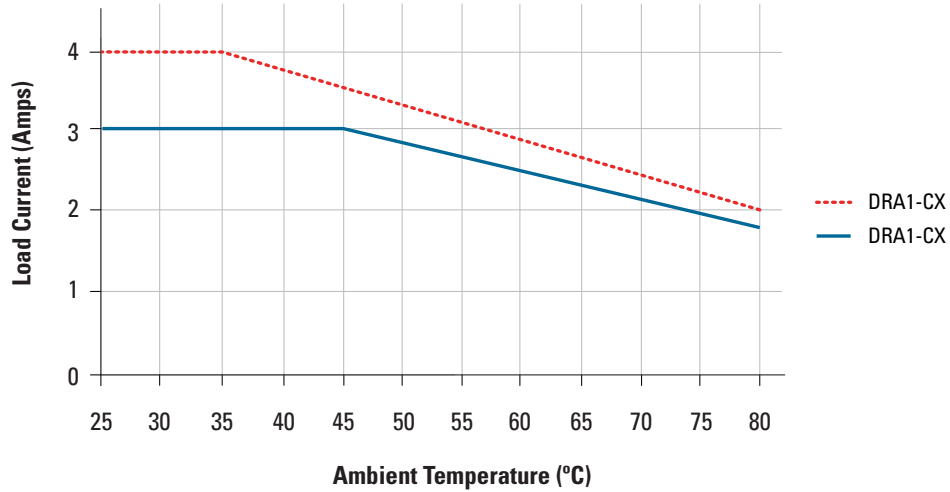
Tolerances: ±0.02 in / 0.5 mm
 All dimensions are in: inches [millimeters]

MCX/MP Series SSR



THERMAL DERATE INFORMATION


DRA1-MP Derating Curve





AGENCY APPROVALS

Agency Approvals

Designed in accordance with the requirements of IEC 62314

 E116950 (relay only)
  LR 81689 (AC Output Relay Only)

 5900 UG (AC Output Relay Only)
 
 

⚠ DANGER / PELIGRO / DANGER /GEFAHR / PERICOLO / 危险

<p>HAZARD OF ELECTRIC SHOCK, EXPLOSION, OR ARC FLASH.</p> <ul style="list-style-type: none"> • Disconnect all power before installing or working with this equipment. • Verify all connections and replace all covers before turning on power. <p>Failure to follow these instructions will result in death or serious injury.</p>	<p>RIESGO DE DESCARGA ELECTRICA O EXPLOSION.</p> <ul style="list-style-type: none"> • Desconectar todos los suministros de energia a este equipo antes de trabajar con este equipo. • Verificar todas las conexiones y colocar todas las tapas antes de energizar el equipo. <p>EI incumplimiento de estas instrucciones puede provocar la muerte o lesiones serias.</p>	<p>RISQUE DE DESCARGE ELECTRIQUE OU EXPLOSION</p> <ul style="list-style-type: none"> • Eteindre toutes les sources d'énergie de cet appareil avant de travailler dessus de cet appareil • Vérifier tous connections, et remettre tous couverts en olace avant de mettre sous <p>De non-suivi de ces instructions provoquera la mort ou des lésions sérieuses sérieuses.</p>	<p>GEFAHR EINES ELEKTRISCHE N SCHLAGES ODER EINER EXPLOSION.</p> <ul style="list-style-type: none"> • Stellen Sie jeglichen Strom ab, der dieses Gerät versorgt, bevor Sie an dem Gerät Arbeiten durchführen • Vor dem Drehen auf Energie alle Anschlüsse überprüfen und alle Abdeckungen ersetzen. <p>Unterlassung dieser Anweisungen können zum Tode oder zu schweren Verletzungen führen.</p>	<p>RISCHIO DI SCOSSA ELETTRICA O DELL'ESPLOSIONE.</p> <ul style="list-style-type: none"> • Spenga tutta l'alimentazione che fornisce questa apparecchiatura prima di lavorare a questa apparecchiatura • Verificare tutti i collegamenti e sostituire tutte le coperture prima dell'accensione <p>L'omissione di queste istruzioni provocherà la morte o lesioni serie</p>	<p>存在电击、爆炸或电弧闪烁危险</p> <ul style="list-style-type: none"> • 在操作此设备之前请先关闭电源。 <p>若不遵守这些说明,可能会导致严重的人身伤害甚至死亡。</p>
--	--	---	--	--	---

⚠ WARNING / AVERTISSEMENT / WARNUNG /ADVERTENCIA / AVVERTENZA / 警告

<p>RISK OF MATERIAL DAMAGE AND HOT ENCLOSURE</p> <ul style="list-style-type: none"> • The product's side panels may be hot, allow the product to cool before touching. • Follow proper mounting instructions including torque values. • Do not allow liquids or foreign objects to enter this product. <p>Failure to follow these instructions can result in serious injury, or equipment damage.</p>	<p>RISQUE DE DOMMAGE MATERIEL ET DE SURCHAUFFE DU BOITIER</p> <ul style="list-style-type: none"> • Les panneaux latéraux du produit peuvent être chauds. Laisser le produit refroidir avant de le toucher. • Respecter les consignes de montage, et notamment les couples de serrage. • Ne pas laisser pénétrer de liquide ni de corps étrangers à l'intérieur du produit. <p>Le non-respect de cette directive peut entraîner, des lésions corporelles graves ou des dommages matériels.</p>	<p>GEFAHR VON MATERIALSCHÄDEN UND GEHÄUSEERHITZUNG</p> <ul style="list-style-type: none"> • Die Seitenwände können heiß sein. Lassen Sie das Produkt abkühlen, bevor Sie es berühren. • Beachten Sie die Montageanweisungen, • Führen Sie keine Flüssigkeiten oder Fremdkörper in das Produkt ein. <p>Die Nichtbeachtung dieser Anweisung kann Körperverletzung oder Materialschäden zur Folge haben.</p>
<p>RIESGO DE DAÑOS MATERIALES Y DE SOBRECIENTAMIENTO DE LA UNIDAD</p> <ul style="list-style-type: none"> • Los paneles laterales del producto pueden estar calientes. Esperar que el producto se enfríe antes de tocarlo. • Respetar las instrucciones de montaje, y en particular los pares de apretado. • No dejar que penetren líquidos o cuerpos extraños en el producto. <p>Si no se respetan estas precauciones pueden producirse graves lesiones, daños materiales.</p>	<p>RISCHIO DI DANNI MATERIALI E D'INVOLUCRO CALDO</p> <ul style="list-style-type: none"> • I pannelli laterali dell'apparecchio possono scottare; lasciar quindi raffreddare il prodotto prima di toccarlo. • Seguire le istruzioni di montaggio corrette. • Non far entrare liquidi o oggetti estranei in questo apparecchio. <p>La mancata osservanza di questa precauzione può causare gravi rischi per l'incolumità personale o danni alle apparecchiature.</p>	<p>材料损坏和高温外壳的危险性</p> <ul style="list-style-type: none"> • 产品的一侧面板可能很热, 在其冷却前请不要触碰。 • 遵照正确的安装说明, 包括扭矩值。 • 请勿让液体及其他异物进入本产品。 <p>如不能正确执行这些操作说明, 极有可能造成严重人体伤害或者设备的损坏。</p>

ANNEX - ENVIROMENTAL INFORMATION

The environmental information disclosed in this annex including the EIP Pollution logo are in compliance with People’s Republic of China Electronic Industry Standard SJ/T11364 – 2006, Marking for Control of Pollution Caused by Electronic Information Products.

Part Name	Toxic or hazardous Substance and Elements					
	Lead (Pb)	Mercury (Hg)	Cadmium (Cd)	Hexavalent Chromium (Cr (VI))	Polybrominated biphenyls (PBB)	Polybrominated diphenyl ethers (PBDE)
Semiconductor die	X	O	O	O	O	O
Solder	X	O	O	O	O	O

附件 - 环保信息

此附件所标示的包括电子信息产品污染图标的环保信息符合中华人民共和国电子行业标准 SJ/T11364 - 2006, 电子信息产品污染控制标识要求。

部件名称	有毒有害物质或元素					
	铅 (Pb)	汞 (Hg)	镉 (Cd)	六价铬 (Cr (VI))	多溴联苯 (PBB)	多溴二苯醚 (PBDE)
半导体芯片	X	O	O	O	O	O
焊接点	X	O	O	O	O	O

