


460 Series PICO® Slo-Blo® Surface Mount Fuse



Description

The 460 Series Slo-Blo® SMF Fuse is based on Littelfuse PICO® fuse through-hole technology, though offered in a surface mount package.

This series of devices meet the requirements of the RoHS directive.




Features

- High inrush current withstand capability
- Wide current rating range: 0.375A to 5A
- Wide operating temperature range
- Halogen free and RoHS compliant

Applications

- Wireless basestation
- Network equipment
- Telecom equipment

Agency Approvals

| AGENCY | AGENCY FILE NUMBER | AMPERE RANGE |
|---|--------------------|--------------|
|  | E10480 | 0.375A - 5A |
|  | 29862 | 0.375A - 5A |
|  | NBK030205-E10480B | 1A - 5A |

Electrical Characteristics for Series

| % of Ampere Rating | Opening Time |
|--------------------|--------------------------------------|
| 100% | 4 hours, Minimum |
| 200% | 1 second, Min.; 120 seconds, Max. |
| 300% | 0.2 second, Min.; 3 seconds, Max. |
| 800% | 0.002 second, Min.; 0.1 second, Max. |

Additional Information



Datasheet






Resources

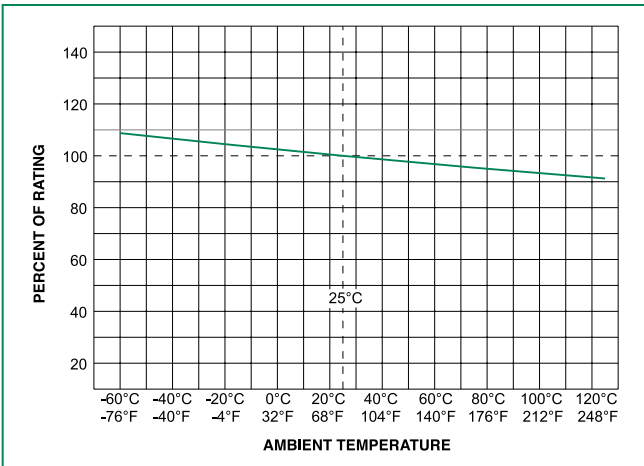


Samples

Electrical Specifications by Item

| Ampere Rating (A) | Amp Code | Max Voltage Rating (V) | Interrupting Rating | Nominal Cold Resistance (Ohms) | Nominal Melting I ² t (A ² sec) | Agency Approvals | | |
|-------------------|----------|------------------------|--------------------------------|--------------------------------|---|---|---|---|
| | | | | | |  |  |  |
| 0.375 | .375 | 125 | 50 A @125 VAC 50 A @125 VDC | 1.7400 | 0.085 | x | x | |
| 0.500 | .500 | 125 | | 1.1900 | 0.210 | x | x | |
| 0.750 | .750 | 125 | | 0.4970 | 0.760 | x | x | |
| 1.00 | 001. | 125 | | 0.2800 | 2.01 | x | x | x |
| 1.50 | 01.5 | 125 | | 0.1170 | 3.94 | x | x | x |
| 2.00 | 002. | 125 | | 0.0720 | 7.60 | x | x | x |
| 2.50 | 02.5 | 125 | | 0.0520 | 13.0 | x | x | x |
| 3.00 | 003. | 125 | | 0.0380 | 18.15 | x | x | x |
| 3.50 | 03.5 | 125 | | 0.0240 | 26.8 | x | x | x |
| 4.00 | 004. | 125 | | 0.0200 | 35.0 | x | x | x |
| 5.00 | 005. | 125 | | 0.0133 | 54.8 | x | x | x |

Temperature Re-rating Curve



Note:
1. Re-rating depicted in this curve is in addition to the standard derating of 25% for continuous operation.

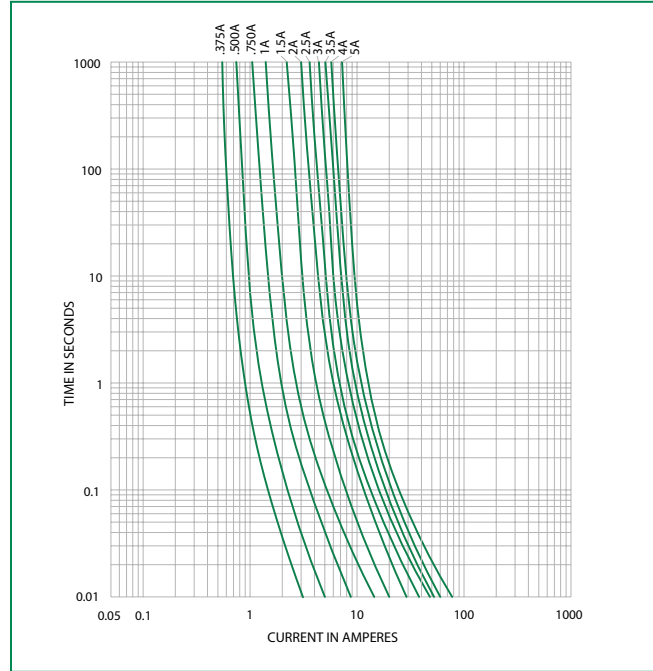
Soldering Parameters

| | |
|------------------|------------------------|
| Wave Soldering | 260°C, 3 seconds max. |
| Reflow Soldering | 230°C, 30 seconds max. |

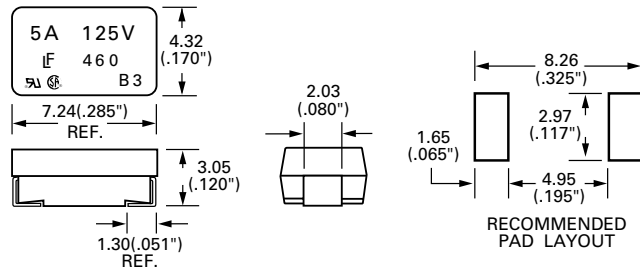
Product Characteristics

| | |
|--|---|
| Materials | Body: Molded Thermoplastic Terminations: 100% Tin-plated Copper |
| Solderability | MIL-STD-202, Method 208 |
| Product Marking | Body: Brand Logo, Current Rating, Voltage Rating, Series Code, Date Code, Agency Approved Logo |
| Moisture Sensitivity | Level 1 J-STD - 020 |
| Operating Temp. | -55°C to 125°C (Consider re-rating) |
| Shock | MIL-STD-202, Method 213, Test Condition I (100 G's peak for 6 msecs.) |
| Vibration | MIL-STD-202, Method 201 (10-55 Hz, 0.06 inch total excursion) |
| Salt Spray | MIL-STD-202, Method 101, Test Condition B (48 hours) |
| Insulation Resistance (After Opening) | MIL-STD-202, Method 302, (10,000 ohms minimum at 100 volts) |
| Thermal Shock | MIL-STD-202, Method 107, Test Condition B (-65°C to 125°C) |
| Moisture Resistance | MIL-STD-202, Method 106, High Humidity (90-98 RH), Heat (65°C) |

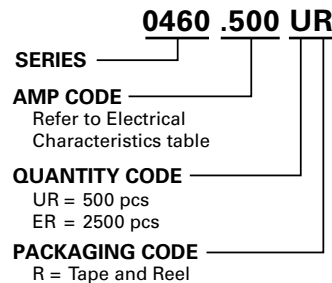
Average Time Current Curves



Dimensions



Part Numbering System



Example:
1 Amp product is 0460 .001 UR (.5 Amp product shown above).

Packaging

| Packaging Option | Packaging Specification | Quantity | Quantity & Packaging Code |
|-----------------------|-----------------------------------|----------|---------------------------|
| 12mm Tape and Reel | EIA RS-481-1 (IEC 286, part 3) | 500 | UR |
| | | 2500 | ER |

Disclaimer Notice - Information furnished is believed to be accurate and reliable. However, users should independently evaluate the suitability of and test each product selected for their own applications. Littelfuse products are not designed for, and may not be used in, all applications. Read complete Disclaimer Notice at: www.littelfuse.com/disclaimer-electronics.