


460 Series PICO® Slo-Blo® Surface Mount Fuse



Description

The 460 Series Slo-Blo® SMF Fuse is based on Littelfuse PICO® fuse through-hole technology, though offered in a surface mount package.

This series of devices meet the requirements of the RoHS directive.




Features

- High inrush current withstand capability
- Wide current rating range: 0.375A to 5A
- Wide operating temperature range
- Halogen free and RoHS compliant

Applications

- Wireless basestation
- Network equipment
- Telecom equipment

Agency Approvals

AGENCY	AGENCY FILE NUMBER	AMPERE RANGE
	E10480	0.375A - 5A
	29862	0.375A - 5A
	NBK030205-E10480B	1A - 5A

Electrical Characteristics for Series

% of Ampere Rating	Opening Time
100%	4 hours, Minimum
200%	1 second, Min.; 120 seconds, Max.
300%	0.2 second, Min.; 3 seconds, Max.
800%	0.002 second, Min.; 0.1 second, Max.

Additional Information



[Datasheet](#)






[Resources](#)

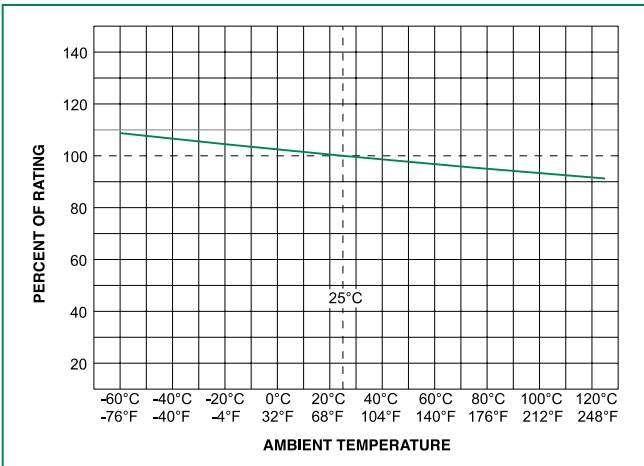


[Samples](#)

Electrical Specifications by Item

Ampere Rating (A)	Amp Code	Max Voltage Rating (V)	Interrupting Rating	Nominal Cold Resistance (Ohms)	Nominal Melting I ² t (A ² sec)	Agency Approvals		
								
0.375	.375	125	50 A @125 VAC 50 A @125 VDC	1.7400	0.085	x	x	
0.500	.500	125		1.1900	0.210	x	x	
0.750	.750	125		0.4970	0.760	x	x	
1.00	001.	125		0.2800	2.01	x	x	x
1.50	01.5	125		0.1170	3.94	x	x	x
2.00	002.	125		0.0720	7.60	x	x	x
2.50	02.5	125		0.0520	13.0	x	x	x
3.00	003.	125		0.0380	18.15	x	x	x
3.50	03.5	125		0.0240	26.8	x	x	x
4.00	004.	125		0.0200	35.0	x	x	x
5.00	005.	125		0.0133	54.8	x	x	x

Temperature Re-rating Curve



Note:
1. Re-rating depicted in this curve is in addition to the standard derating of 25% for continuous operation.

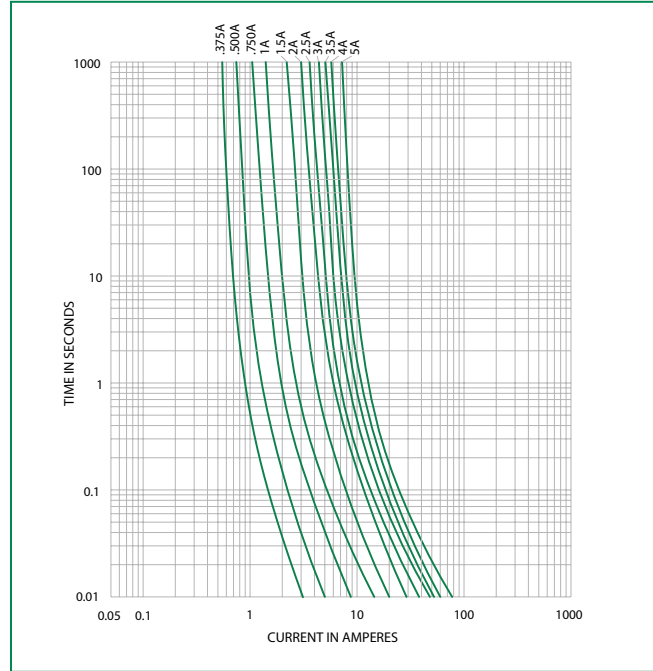
Soldering Parameters

Wave Soldering	260°C, 3 seconds max.
Reflow Soldering	230°C, 30 seconds max.

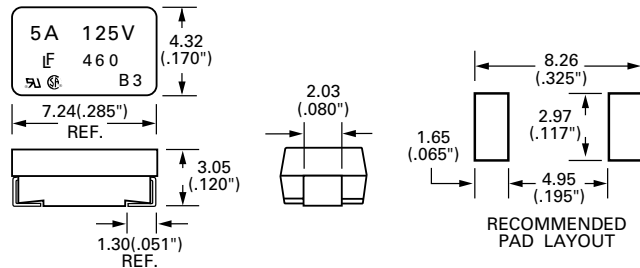
Product Characteristics

Materials	Body: Molded Thermoplastic Terminations: 100% Tin-plated Copper
Solderability	MIL-STD-202, Method 208
Product Marking	Body: Brand Logo, Current Rating, Voltage Rating, Series Code, Date Code, Agency Approved Logo
Moisture Sensitivity	Level 1 J-STD - 020
Operating Temp.	-55°C to 125°C (Consider re-rating)
Shock	MIL-STD-202, Method 213, Test Condition I (100 G's peak for 6 msecs.)
Vibration	MIL-STD-202, Method 201 (10-55 Hz, 0.06 inch total excursion)
Salt Spray	MIL-STD-202, Method 101, Test Condition B (48 hours)
Insulation Resistance (After Opening)	MIL-STD-202, Method 302, (10,000 ohms minimum at 100 volts)
Thermal Shock	MIL-STD-202, Method 107, Test Condition B (-65°C to 125°C)
Moisture Resistance	MIL-STD-202, Method 106, High Humidity (90-98 RH), Heat (65°C)

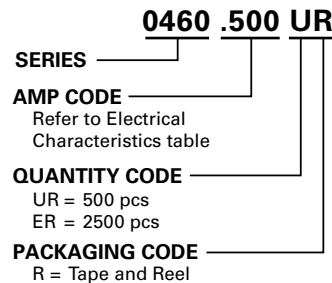
Average Time Current Curves



Dimensions



Part Numbering System



Example:
1 Amp product is 0460 .001 UR (.5 Amp product shown above).

Packaging

Packaging Option	Packaging Specification	Quantity	Quantity & Packaging Code
12mm Tape and Reel	EIA RS-481-1 (IEC 286, part 3)	500	UR
		2500	ER

Disclaimer Notice - Information furnished is believed to be accurate and reliable. However, users should independently evaluate the suitability of and test each product selected for their own applications. Littelfuse products are not designed for, and may not be used in, all applications. Read complete Disclaimer Notice at: www.littelfuse.com/disclaimer-electronics.