THIS DRAWING IS UNPUBLISHED. RELEASED FOR PUBLICATION 20
© COPYRIGHT 20 BY - ALL RIGHTS RESERVED.

REVISIONS

| P | LTR | DESCRIPTION | DATE | DWN | APVD |
|---|---|---|---|---|---|
| | C2 | REVISED PER ECR-16-011494 | 20JUN2017 | NK | CX |
| | | | | | |
| | | | | | |
| | | | | | |

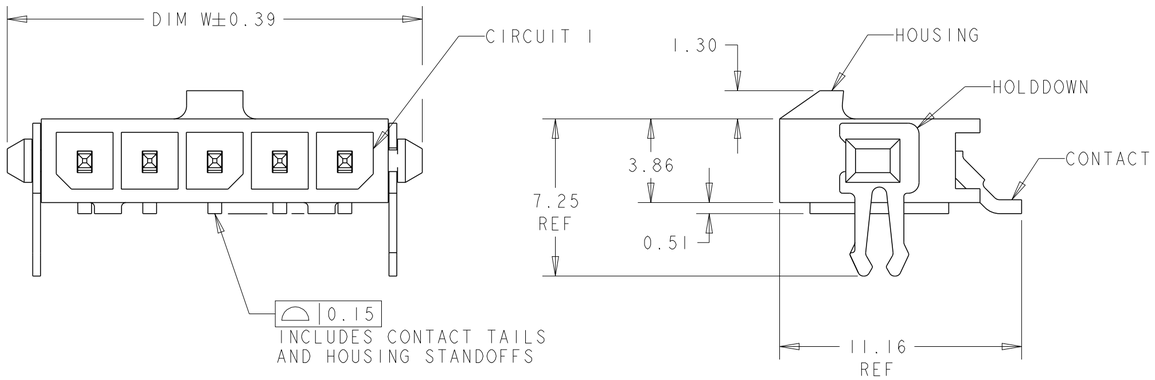


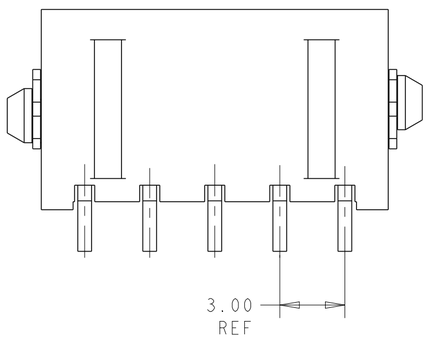


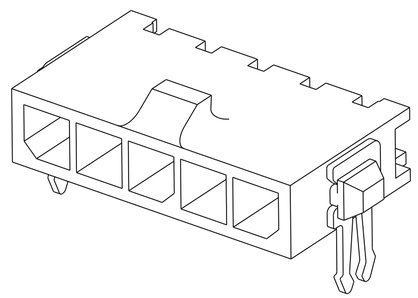

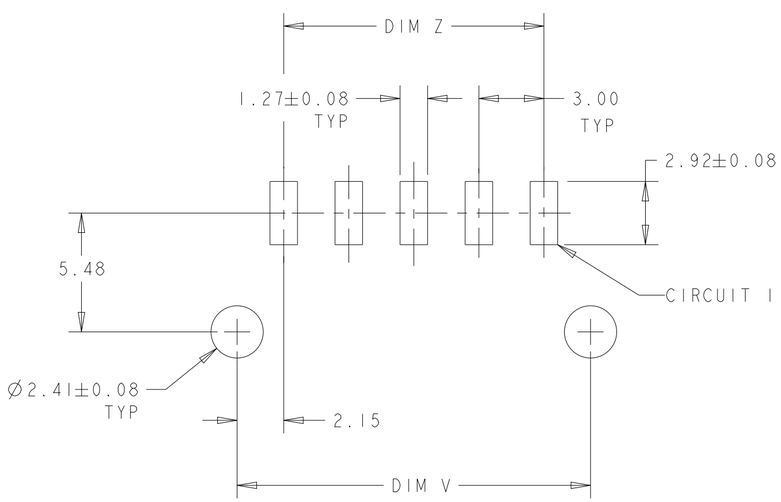


PCB LAYOUT COMPONENT SIDE 4

1. MATERIAL: CONTACTS - BRASS
HOUSING - UL 94V-O RATED HIGH TEMP NYLON, COLOR BLACK.
HOLDDOWNS: - PHOSPHOR BRONZE.

2. PLATING: CONTACTS - 2.54µm MINIMUM TIN LEAD OVER 1.27µm MINIMUM NICKEL.
HOLDDOWNS: 2.54µm MINIMUM TIN-LEAD OVER 1.27µm MINIMUM NICKEL.

4. RECOMMENDED PC BOARD THICKNESS OF 1.57.

5. PLATING: CONTACTS - 2.54µm MINIMUM MATTE TIN OVER 1.27µm MINIMUM NICKEL.
HOLDDOWNS: 2.54µm MINIMUM MATTE TIN OVER 1.27µm MINIMUM NICKEL.

| | FINISH | DIM Z | DIM V | DIM W | NO. OF POSN | PART NUMBER |
|---|---|---|---|---|---|---|
| | 5 | 33.00 | 37.43 | 40.00 | 12 | 3-1445056-2 |
| | 5 | 30.00 | 34.43 | 37.00 | 11 | 3-1445056-1 |
| | 5 | 27.00 | 31.43 | 34.00 | 10 | 3-1445056-0 |
| | 5 | 24.00 | 28.43 | 31.00 | 9 | 2-1445056-9 |
| | 5 | 21.00 | 25.43 | 28.00 | 8 | 2-1445056-8 |
| | 5 | 18.00 | 22.43 | 25.00 | 7 | 2-1445056-7 |
| | 5 | 15.00 | 19.43 | 22.00 | 6 | 2-1445056-6 |
| | 5 | 12.00 | 16.43 | 19.00 | 5 | 2-1445056-5 |
| | 5 | 9.00 | 13.43 | 16.00 | 4 | 2-1445056-4 |
| | 5 | 6.00 | 10.43 | 13.00 | 3 | 2-1445056-3 |
| | 5 | 3.00 | 7.43 | 10.00 | 2 | 2-1445056-2 |
| SUPERSEDED BY 3-1445056-2 | 2 | 33.00 | 37.43 | 40.00 | 12 | ~~1-1445056-2~~ |
| SUPERSEDED BY 3-1445056-1 | 2 | 30.00 | 34.43 | 37.00 | 11 | ~~1-1445056-1~~ |
| SUPERSEDED BY 3-1445056-0 | 2 | 27.00 | 31.43 | 34.00 | 10 | ~~1-1445056-0~~ |
| SUPERSEDED BY 2-1445056-9 | 2 | 24.00 | 28.43 | 31.00 | 9 | ~~1445056-9~~ |
| SUPERSEDED BY 2-1445056-8 | 2 | 21.00 | 25.43 | 28.00 | 8 | ~~1445056-8~~ |
| SUPERSEDED BY 2-1445056-7 | 2 | 18.00 | 22.43 | 25.00 | 7 | ~~1445056-7~~ |
| SUPERSEDED BY 2-1445056-6 | 2 | 15.00 | 19.43 | 22.00 | 6 | ~~1445056-6~~ |
| SUPERSEDED BY 2-1445056-5 | 2 | 12.00 | 16.43 | 19.00 | 5 | ~~1445056-5~~ |
| SUPERSEDED BY 2-1445056-4 | 2 | 9.00 | 13.43 | 16.00 | 4 | ~~1445056-4~~ |
| SUPERSEDED BY 2-1445056-3 | 2 | 6.00 | 10.43 | 13.00 | 3 | ~~1445056-3~~ |
| SUPERSEDED BY 2-1445056-2 | 2 | 3.00 | 7.43 | 10.00 | 2 | ~~1445056-2~~ |

THIS DRAWING IS A CONTROLLED DOCUMENT.

DIMENSIONS: mm

TOLERANCES UNLESS OTHERWISE SPECIFIED:
0 PLC ±-
1 PLC ±-
2 PLC ±0.13
3 PLC ±-
4 PLC ±-
ANGLES ±-

MATERIAL 1

FINISH SEE TABLE

DWN J.ROOT 03OCT2000
CHK K.WHITAKER 13-MAR-2001
APVD K.WHITAKER 13-MAR-2001
PRODUCT SPEC -
APPLICATION SPEC -
WEIGHT -

TE Connectivity

NAME RT ANGLE SURFACE MOUNT HEADER ASSY, TIN CONTACTS W/THRU HOLE HOLDDOWNS, SINGLE ROW, MICRO MATE-N-LOK TM

SIZE A2 | CAGE CODE 00779 | DRAWING NO C-1445056 | RESTRICTED TO -

CUSTOMER DRAWING | SCALE 5:1 | SHEET 1 OF 1 | REV C2