

SUBMINIATURE BASIC SWITCHES

B2
BASIC SWITCHES

SINGLE BREAK, SNAP-ACTION, COMMERCIAL & MILITARY GRADES, SUBMINIATURE, TWO WIDTHS

Available in two widths, the B2 series can be specified to fit your application exactly.

In addition to being available with integral actuating levers as in the B2-5 series, the B2 series is also available with the A1 series auxiliary lever actuators as shown in the B3 section.

While the B2 series conforms to and is qualified to various military specifications, the same switch can be specified for commercial use at a cost savings.

A choice of turret, quick connect and three lengths of printed circuit board style terminals are available for both the 0.156" and 0.200" wide models.

Whether it be military or commercial applications, OTTO can provide features you select for your application. You can specify the features you require without paying for ones you don't need.

The OTTO B2 subminiature switches conform to and are qualified under MIL-PRF-8805/4, MIL-PRF-8805/106 (high temp -55°C to +205°C) and MIL-PRF-8805/109. Basic switches are designed for miniature spaces where cam or other limit actuators are used on the button. In addition, a full range of toggle, pushbutton and lever actuators are available.

Features:

- Choice of 0.156" & 0.200" wide models
- Up to 7 amps switching
- Sensitive movement differentials
- Low operating forces
- Choice of 8 terminal styles or wire leads
- Long operating life
- Qualified under MIL-PRF-8805/4, MIL-PRF-8805/106 & MIL-PRF-8805/109
- UL recognized & CSA certified
- RoHS/WEEE/Reach compliant



Standard Characteristics/Ratings:

ELECTRICAL RATINGS:

| High Level Switch Ratings | | |
|---|--|----------------------|
| Load | Rating – Sea Level | Rating – 50,000 feet |
| 115VAC, 60Hz silver contacts with gold plate | | |
| Resistive | 7A | N/A |
| Inductive | 7A | N/A |
| Lamp | 2A | N/A |
| 28VDC, silver contacts with gold plate | | |
| Resistive | 7A | 4A |
| Inductive | 4A | 2.5A |
| Lamp | 2.5A | 2.5A |
| Low Level Switch Ratings | | |
| 28VDC, gold plate contacts | | |
| Resistive | 1A | 1A |
| Inductive | 0.5A | 0.5A |
| Lamp | N/A | N/A |
| DWV: | 1000Vrms | 400Vrms |
| Electrical Life: | 25,000 to 100,000 cycles (dependent on part number) | |
| Mechanical Life: | 50,000 to 250,000 cycles (dependent on part number) | |
| Seal: | Unsealed | |
| Operating Temp Range: | -55°C to +85°C, high temp rating -55°C to +205°C | |
| Operating Force: | 5 oz or 6 oz | |
| Release Force: | 1 oz min | |
| Operate Point: | 0.320 +/- 0.015 inches from mounting holes | |
| Overtravel: | 0.004 inches min | |
| Movement Differential: | 0.006 inches max | |
| Pretravel: | 0.020 inches max | |
| MATERIALS: | | |
| Case: | Thermoset, blue | |
| Cover: | Thermoplastic, blue | |
| Button: | Thermoplastic, black | |
| Terminals: | Brass, gold over nickel | |
| Contacts: | Stationary: Silver with gold Moveable: Silver or gold | |
| Terminal Hardware: | None provided | |
| Optional Wires: | 24 AWG blue, red, yellow | |
| Mounting Hardware: | None provided | |

Auxiliary Lever Actuators for B2



A1-101-02 Shown

| Catalog Number | Number of Poles |
|----------------|-----------------|
| A1-115-01 | 1 |
| A2-109 | 2 |

Supplied with two 2-56 panhead screws, hex nuts and lockwashers.

For additional options, contact factory.

SINGLE BREAK, SNAP-ACTION, COMMERCIAL & MILITARY GRADES, SUBMINIATURE, TWO WIDTHS

MILITARY APPROVALS

(MIL-PRF-8805/4, MIL-PRF-8805/106 & MIL-PRF-8805/109)

Certain OTTO B2 models have been qualified to the military specification for these parts. The following is the latest listing.

| MILITARY NO. | OTTO P/N |
|---------------------|-----------|
| M8805/106-01 | B2-200031 |
| M8805/106-02 | B2-200032 |
| M8805/109-01 | B2-111351 |
| M8805/109-02 | B2-112351 |
| M8805/109-03 | B2-111353 |
| M8805/109-04 | B2-112353 |
| MS24547-1 (M8805/4) | B2-211351 |
| MS24547-2 (M8805/4) | B2-211353 |
| MS24547-4 (M8805/4) | B2-212351 |
| MS24547-5 (M8805/4) | B2-212353 |
| MS24547-6 (M8805/4) | B2-200029 |
| MS24547-7 (M8805/4) | B2-200030 |

TERMINAL STYLE 1
SINGLE SOLDER TURRET

TERMINAL STYLE 2
DOUBLE SOLDER TURRET

TERMINAL STYLE 3
QUICK CONNECT
MATES WITH AMP .058" RECEPTACLES

TERMINAL STYLE 4
PRINTED CIRCUIT PIN 0.150" LONG

TERMINAL STYLE 5
PRINTED CIRCUIT PIN 0.270" LONG

TERMINAL STYLE 6
PRINTED CIRCUIT PIN 0.090" LONG

TERMINAL STYLE 7
RIGHT ANGLE PRINTED CIRCUIT PIN

TERMINAL STYLE 9
RIGHT ANGLE, OPPOSITE OF 7

| SWITCH WIDTH DIM. "A" | .156 | .200 |
|-----------------------|------|------|
| | .110 | .085 |

| WIRE LENGTH CODE | DIM. "X" | DIM. "Y" |
|------------------|-----------|-----------|
| A | 06.00±.38 | 06.09±.38 |
| B | 12.00±.50 | 12.09±.50 |
| C | 18.00±.50 | 18.09±.50 |
| D | 24.00±.50 | 24.09±.50 |
| E | 30.00±.75 | 30.09±.75 |

ORDERING INFORMATION:

Select the OTTO B2 basic switch to match your specific circuit and mechanical requirements. To order, specify your requirement using the OTTO Part Number Code shown to the right.

Example: B2-112351 specifies Military grade construction on a 0.156" wide base, double turret terminals, 5 oz operating force, 0.005" movement differential and silver/gold high current contacts.

B2 PART NUMBER CODE

Bold Code numbers signify standard features with best availability.

B2 - **X** **X** **X** **X** **X** **X**

| | | | | | |
|------------------------------|-----------------------|--------------------------------|------------------------|------------------------------|-------------------------------|
| Model (Width/Constr.) | Actuator Style | Terminal Style | Operating Force | Movement Differential | Contact Material |
| 1. 0.156" (MIL Grade) | 1. Button | 1. Single Turret | 3.5 oz max | 2. 0.002" | 1. Silver/Gold - High Current |
| 2. 0.200" (MIL Grade) | | 2. Double Turret | 4. 6 oz max | 3. 0.003" | 3. Silver/Gold - Low Current |
| 3. 0.156" (Com'l Grade) | | 3. Q.C. Tab ① | | 4. 0.004" | |
| 4. 0.200" (Com'l Grade) | | 4. PC Pin 0.150" lg. | | 5. 0.005" | |
| | | 5. PC Pin 0.270" lg. | | 6. 0.006" | |
| | | 6. PC Pin 0.090" lg. | | | |
| | | 7. Right Angle PC | | | |
| | | 9. Right Angle, Opposite of 7 | | | |
| | | A. With 24 AWG Wires 06.0" lg. | | | |
| | | B. With 24 AWG Wires 12.0" lg. | | | |
| | | C. With 24 AWG Wires 18.0" lg. | | | |
| | | D. With 24 AWG Wires 24.0" lg. | | | |
| | | E. With 24 AWG Wires 30.0" lg. | | | |

① Mates with AMP 0.058" receptacles.

SUBMINIATURE BASIC SWITCHES

SINGLE BREAK, SNAP-ACTION, COMMERCIAL & MILITARY GRADES, SUBMINIATURE, TWO WIDTHS

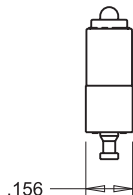

BASIC SWITCH
APPLIES TO ALL SWITCHES ON THIS PAGE



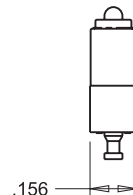

MODEL (WIDTH/CONSTRUCTION) 1
0.156" (MILITARY GRADE)



| MILITARY NO. | OTTO P/N |
|--------------|-----------|
| M8805/109-01 | B2-111351 |
| M8805/109-02 | B2-112351 |
| M8805/109-03 | B2-111353 |
| M8805/109-04 | B2-112353 |



MODEL (WIDTH/CONSTRUCTION) 3
0.156" (COMMERCIAL GRADE)



MODEL (WIDTH/CONSTRUCTION) 2
0.200" (MILITARY GRADE)



| MILITARY NO. | OTTO P/N |
|---------------------|-----------|
| MS24547-1 (M8805/4) | B2-211351 |
| MS24547-4 (M8805/4) | B2-212351 |
| MS24547-2 (M8805/4) | B2-211353 |
| MS24547-5 (M8805/4) | B2-212353 |



MODEL (WIDTH/CONSTRUCTION) 4
0.200" (COMMERCIAL GRADE)



SPDT-FORM C
SCHEMATIC