THIS DRAWING IS UNPUBLISHED. RELEASED FOR PUBLICATION 2006
© COPYRIGHT 2006 BY TYCO ELECTRONICS CORPORATION. ALL RIGHTS RESERVED.

LOC	DIST
A1	–

PROJEKT NR.: EGAUT00154

REVISIONS

P	LTR	DESCRIPTION	DATE	DWN	APVD
	A	NEW DRAWING	31MAY06	AL	–
	A1	added PCB-Layout	11OCT2017	FH	BF

CODING
Kodierung
2:1

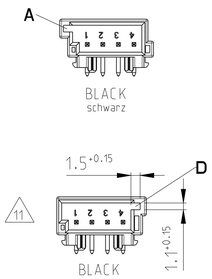

Part number 1-1355897-1 as shown

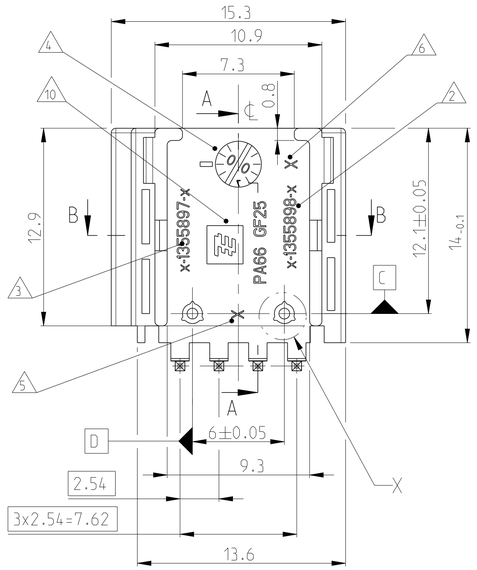

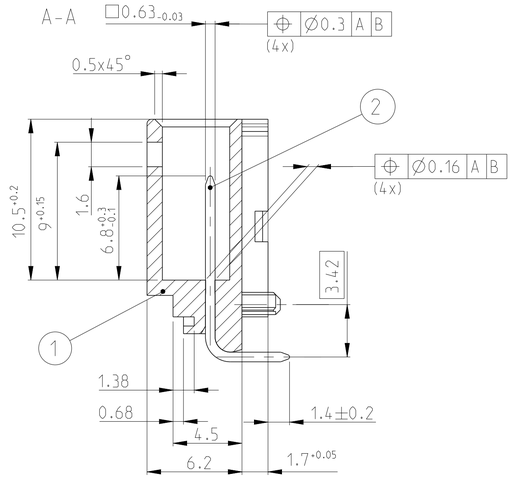

Part number 1-1355897-2 as shown

missing dimension see part number 1-1355897-1

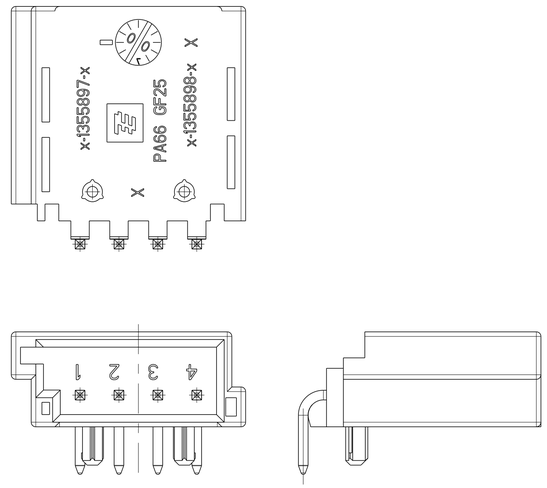

POSSIBLE PCB LAYOUT
CUSTOMER IS RESPONSIBLE FOR LAYOUT
Moegliches Leiterplattenlayout
Kunde ist fuer Layout verantwortlich

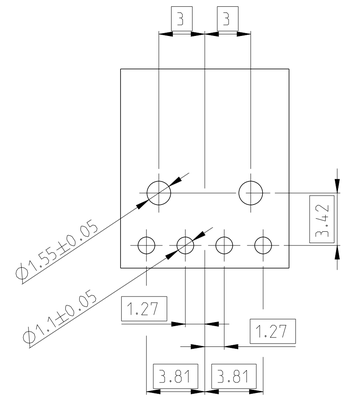

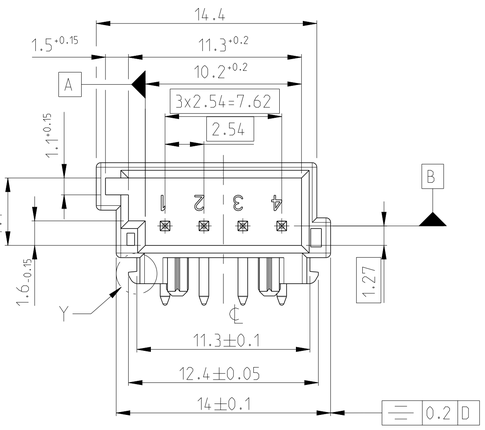

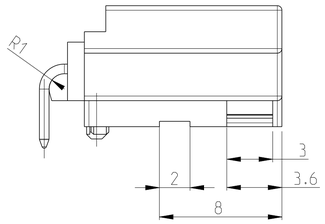

B-B

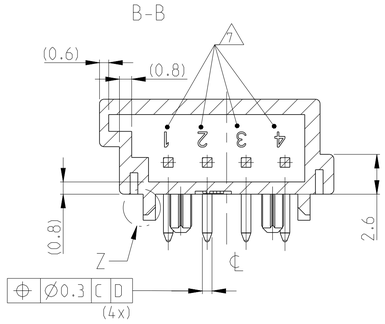

NOTES
Bemerkungen

1. ALL RADII R0.3 EXCEPT AS NOTED
   Nicht bemaßte Radien R0.3
2. AMP-PART NO.:
   AMP-Teile Nr.:
3. AMP-ASS'Y-NO.:
   AMP-Assy Nr.:
4. PRODUCTION-DATE WITH DATE INSERT. Ø3
   Produktionsdatum mit Datumsstempel. Ø3
5. AREA FOR CAVITY MARKING
   Platz für Nestmarkierung
6. REVISION ACCORDING TO PLASTIC PART-REV.
   Änderungsindex gemäß Kunststoffteil-Rev.
7. CAVITY IDENTIFICATION
   Kammerbezeichnung
8. PIN RETENTION FORCE MIN. 25N AGAINST STITCHING DIRECTION
   Stiftausdrückkraft min. 25N entgegen der Bestückungsrichtung
9. WALL THICKNESS EXCEPT AS NOTED 1mm
   unbemasste Wandstaerken 1mm
10. MATERIAL IDENTIFICATION
    Materialkennzeichnung
11. CONVERION KIT FOR CODING D IS POSSIBLE
    Umbausatz fuer Kodierung D im Werkzeug vorgesehen
12. 1-4 µm Sn OVER/über 1.3-2.5 Ni
    -
13. PARTING LINE BURR MAX 0.2mm
    Formtrennngrat max. 0.2mm
14. SOLDERABILITY ACCORDING DIN IEC 68 PART 2-20
    Lötbarkeit gemäß DIN IEC 68 PART 2-20
15. PACKAGING: BULK PARTS IN CARDBOARD
    Verpackung: Schütgut in Karton

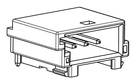

2:1

CODING A AS SHOWN
Kodierung A wie gezeigt

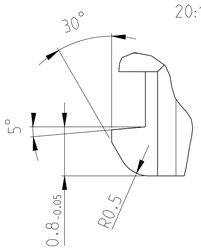

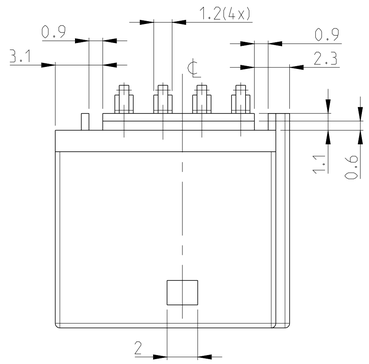

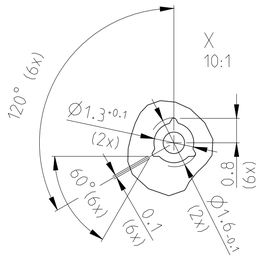

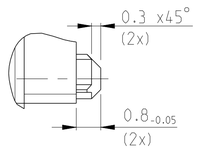

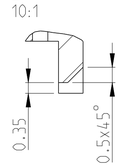

Bestell Nr. PART NO	REV	PCS	DESCRIPTION	SURFACE	MATERIAL	CODING	ITEM NO
1-1355897-2	A	4	MODU II PIN	12	CuMg0.1	A	2
		1	MQS PIN HEADER	BLACK/schwarz	PA66 GF25		1
1-1355897-1	A	4	MODU II PIN	12	CuMg0.1	A	2
		1	MQS PIN HEADER	BLACK/schwarz	PA66 GF25		1

THIS DRAWING IS A CONTROLLED DOCUMENT FOR TYCO ELECTRONICS CORPORATION. IT IS SUBJECT TO CHANGE AND THE CONTROLLING ENGINEERING ORGANIZATION SHOULD BE CONTACTED FOR THE LATEST REVISION.

DIMENSIONS: mm

TOLERANCES UNLESS OTHERWISE SPECIFIED: DIN16901-140
0 PLC ±
1 PLC ±
2 PLC ±
3 PLC ±
4 PLC ±
ANGLES ±2°

MATERIAL: SEE TABLE / siehe Tabelle
FINISH: – / –

DWN	G.Panitz	09MAR2000
CHK	H.Schmidt	06APR2000
APVD	–	
PRODUCT SPEC	–	
APPLICATION SPEC	–	
WEIGHT	–	

tyco Electronics
tyco Electronics AMP GmbH
D - 64625 Bensheim

NAME: MQS PIN HEADER, 4POS.
MQS Stiftwanne, 4pol.
–

SIZE	CAGE CODE	DRAWING NO	RESTRICTED TO
A1	00779	C-1355897	–

CUSTOMER DRAWING | SCALE 5:1 | SHEET 1 OF 1 | REV A1