

Altech Corp.®

Serving the Automation & Control Industry since 1984



Quality
Endorsed
Company



Wire Duct



Standard Slot

Supplied with lid

nominal size w x h inches	external dimensions		part no. selection				standard pack	
	width inches (mm)	height inches (mm)	gray PVC	white PVC	black PVC	blue PVC	no. of lengths 6 1/2' each	total feet
1" x 1 1/2"	1.14 (29)	1.61 (41)	B25x40S-R	B25x40S/W-R	B25x40S/BL-R	–	12	78
1" x 2"	1.14 (29)	2.13 (54)	B25x60S-R	B25x60S/W-R	B25x60S/BL-R	B25x60S/BU-R	12	78
1" x 3"	1.14 (29)	3.11 (79)	B25x80S-R	B25x80S/W-R	B25x80S/BL-R	B25x80S/BU-R	8	52
1" x 4"	1.18 (30)	4.13 (105)	B25x100S-R	B25x100S/W-R	B25x100S/BL-R	B25x100S/BU-R	8	52
1 1/2" x 1 1/2"	1.61 (41)	1.61 (41)	B40x40S-R	B40x40S/W-R	B40x40S/BL-R	–	12	78
1 1/2" x 2"	1.61 (41)	2.13 (54)	B40x60S-R	B40x60S/W-R	B40x60S/BL-R	B40x60S/BU-R	8	52
1 1/2" x 3"	1.54 (39)	3.11 (79)	B40x80S-R	B40x80S/W-R	B40x80S/BL-R	B40x80S/BU-R	8	52
1 1/2" x 4"	1.69 (43)	4.13 (105)	B40x100S-R	B40x100S/W-R	B40x100S/BL-R	B40x100S/BU-R	8	52
2" x 1"	2.13 (54)	1.10 (28)	B60x25S-R	B60x25S/W-R	B60x25S/BL-R	–	12	78
2" x 1 1/2"	2.13 (54)	1.61 (41)	B60x40S-R	B60x40S/W-R	B60x40S/BL-R	–	8	52
2" x 2"	2.13 (54)	2.13 (54)	B60x60S-R	B60x60S/W-R	B60x60S/BL-R	B60x60S/BU-R	8	52
2" x 3"	2.17 (55)	3.11 (79)	B60x80S-R	B60x80S/W-R	B60x80S/BL-R	B60x80S/BU-R	8	52
2" x 4"	2.20 (56)	4.13 (105)	B60x100S-R	B60x100S/W-R	B60x100S/BL-R	–	4	26
3" x 1 1/2"	3.15 (80)	1.61 (41)	B80x40S-R	B80x40S/W-R	B80x40S/BL-R	–	8	52
3" x 2"	3.07 (78)	2.13 (54)	B80x60S-R	B80x60S/W-R	B80x60S/BL-R	–	8	52
3" x 3"	3.15 (80)	3.15 (80)	B80x80S-R	B80x80S/W-R	B80x80S/BL-R	B80x80S/BU-R	8	52
3" x 4"	3.15 (80)	4.13 (105)	B80x100S-R	B80x100S/W-R	B80x100S/BL-R	B80x100S/BU-R	4	26
4" x 2"	4.21 (107)	2.13 (54)	B100x60S-R	B100x60S/W-R	B100x60S/BL-R	–	4	26
4" x 3"	4.21 (107)	3.15 (80)	B100x80S-R	B100x80S/W-R	B100x80S/BL-R	B100x80S/BU-R	4	26
4" x 4"	4.21 (107)	4.09 (104)	B100x100S-R	B100x100S/W-R	B100x100S/BL-R	B100x100S/BU-R	4	26
4" x 5"	4.21 (107)	5.12 (130)	B100x130S-R	B100x130S/W-R	B100x130S/BL-R	–	4	26
5" x 3"	5.16 (131)	3.07 (78)	B130x80S-R	B130x80S/W-R	B130x80S/BL-R	–	4	26

MATERIAL

self extinguishing PVC

SERVICE TEMPERATURE

+5° F to +140° F (-15° C to +60° C)

STANDARDS

base slots to DIN 43659

STANDARD COLORS

gray, white, black & blue

FLAMMABILITY

UL94 V-O rated material



Serving the Automation & Control Industry Since 1984

Altech Corp® • 908.806.9400 • 908.806.9490 (fax) • www.altechcorp.com



Thin Slot

Supplied with lid

nominal size w x h inches	external dimensions		part no. selection			carton quantity	
	width inches (mm)	height inches (mm)	gray PVC	white PVC	black PVC	no. of lengths 6 1/2' each	total feet
1" x 1 1/2"	1.14 (29)	1.61(41)	B25x40T-R	B25x40T/W-R	B25x40T/BL-R	12	78
1" x 2"	1.14 (29)	2.13 (54)	B25x60T-R	B25x60T/W-R	B25x60T/BL-R	12	78
1" x 3"	1.14 (29)	3.11 (79)	B25x80T-R	B25x80T/W-R	B25x80T/BL-R	8	52
1" x 4"	1.18 (30)	4.13 (105)	B25x100T-R	B25x100T/W-R	B25x100T/BL-R	8	52
1 1/2" x 1 1/2"	1.61 (41)	1.61 (41)	B40x40T-R	B40x40T/W-R	B40x40T/BL-R	12	78
1 1/2" x 2"	1.61 (41)	2.13 (54)	B40x60T-R	B40x60T/W-R	B40x60T/BL-R	8	52
1 1/2" x 3"	1.61 (41)	3.11 (79)	B40x80T-R	B40x80T/W-R	B40x80T/BL-R	8	52
1 1/2" x 4"	1.69 (43)	4.13 (105)	B40x100T-R	B40x100T/W-R	B40x100T/BL-R	8	52
2" x 1 1/2"	2.20 (56)	1.61 (41)	B60x40T-R	B60x40T/W-R	B60x40T/BL-R	8	52
2" x 2"	2.13 (54)	2.13 (54)	B60x60T-R	B60x60T/W-R	B60x60T/BL-R	8	52
2" x 3"	2.17 (55)	3.11 (79)	B60x80T-R	B60x80T/W-R	B60x80T/BL-R	8	52
2" x 4"	2.20 (56)	4.13 (105)	B60x100T-R	B60x100T/W-R	B60x100T/BL-R	4	26
3" x 1 1/2"	3.15 (80)	1.61 (41)	B80x40T-R	B80x40T/W-R	B80x40T/BL-R	8	52
3" x 2"	3.07 (78)	2.13 (54)	B80x60T-R	B80x60T/W-R	B80x60T/BL-R	8	52
3" x 3"	3.15 (80)	3.15 (80)	B80x80T-R	B80x80T/W-R	B80x80T/BL-R	8	52
3" x 4"	3.15 (80)	4.13 (105)	B80x100T-R	B80x100T/W-R	B80x100T/BL-R	4	26
4" x 2"	4.21 (107)	2.13 (54)	B100x60T-R	B100x60T/W-R	B100x60T/BL-R	4	26
4" x 3"	4.21 (107)	3.15 (80)	B100x80T-R	B100x80T/W-R	B100x80T/BL-R	4	26
4" x 4"	4.21 (107)	4.09 (104)	B100x100T-R	B100x100T/W-R	B100x100T/BL-R	4	26

MATERIAL

self extinguishing PVC

SERVICE TEMPERATURE

+5° F to +140° F (-15° C to +60° C)

STANDARDS

base slots to DIN 43659

STANDARD COLORS

gray, white & black

FLAMMABILITY

UL94 V-O rated material



ISO9001:2000 Certified



Unslotted Wall

Supplied with lid

nominal size w x h inches	external dimensions		part no. selection			carton quantity	
	width inches (mm)	height inches (mm)	gray PVC	white PVC	black PVC	no. of lengths 6 1/2' each	total feet
1" x 1 1/2"	1.14 (29)	1.61 (41)	B25x40US-R	B25x40US/W-R	B25x40US/BL-R	12	78
1" x 2"	1.14 (29)	2.13 (54)	B25x60US-R	B25x60US/W-R	B25x60US/BL-R	12	78
1" x 3"	1.14 (29)	3.11 (79)	B25x80US-R	B25x80US/W-R	B25x80US/BL-R	8	52
1" x 4"	1.18 (30)	4.13 (105)	B25x100US-R	B25x100US/W-R	B25x100US/BL-R	8	52
1 1/2" x 1 1/2"	1.61 (41)	1.61 (41)	B40x40US-R	B40x40US/W-R	B40x40US/BL-R	12	78
1 1/2" x 2"	1.61 (41)	2.13 (54)	B40x60US-R	B40x60US/W-R	B40x60US/BL-R	8	52
1 1/2" x 3"	1.54 (39)	3.11 (79)	B40x80US-R	B40x80US/W-R	B40x80US/BL-R	8	52
1 1/2" x 4"	1.69 (43)	4.13 (105)	B40x100US-R	B40x100US/W-R	B40x100US/BL-R	8	52
2" x 1"	2.13 (54)	1.10 (28)	B60x25US-R	B60x25US/W-R	B60x25US/BL-R	12	78
2" x 1 1/2"	2.13 (54)	1.61 (41)	B60x40US-R	B60x40US/W-R	B60x40US/BL-R	8	52
2" x 2"	2.13 (54)	2.13 (54)	B60x60US-R	B60x60US/W-R	B60x60US/BL-R	8	52
2" x 3"	2.17 (55)	3.11 (79)	B60x80US-R	B60x80US/W-R	B60x80US/BL-R	8	52
2" x 4"	2.20 (56)	4.13 (105)	B60x100US-R	B60x100US/W-R	B60x100US/BL-R	4	26
3" x 1 1/2"	3.15 (80)	1.61 (41)	B80x40US-R	B80x40US/W-R	B80x40US/BL-R	8	52
3" x 2"	3.07 (78)	2.13 (54)	B80x60US-R	B80x60US/W-R	B80x60US/BL-R	8	52
3" x 3"	3.15 (80)	3.15 (80)	B80x80US-R	B80x80US/W-R	B80x80US/BL-R	8	52
3" x 4"	3.15 (80)	4.13 (105)	B80x100US-R	B80x100US/W-R	B80x100US/BL-R	4	26
4" x 2"	4.21 (107)	2.13 (54)	B100x60US-R	B100x60US/W-R	B100x60US/BL-R	4	26
4" x 3"	4.21 (107)	3.15 (80)	B100x80US-R	B100x80US/W-R	B100x80US/BL-R	4	26
4" x 4"	4.21 (107)	4.09 (104)	B100x100US-R	B100x100US/W-R	B100x100US/BL-R	4	26
4" x 5"	4.21 (107)	5.12 (130)	B100x130US-R	B100x130US/W-R	B100x130US/BL-R	4	26
5" x 3"	5.16 (131)	3.07 (78)	B130x80US-R	B130x80US/W-R	B130x80US/BL-R	4	26

MATERIAL

self extinguishing PVC

SERVICE TEMPERATURE

+5° F to +140° F (-15° C to +60° C)

STANDARDS

base slots to DIN 43659

STANDARD COLORS

gray, white & black

FLAMMABILITY

UL94 V-O rated material



A Leading Supplier For Over Twenty Years

Altech Corp[®] • 908.806.9400 • 908.806.9490 (fax) • www.altechcorp.com

Product Features

The Panel building market has very specific needs. This unique cable management system developed specifically for use within cabinets and control panels. Select Standard, Thin, Closed Slot and Unslotted depending on the application. Available in a number of sizes and colors, manufactured in standard PVC material.

CABLE RETENTION

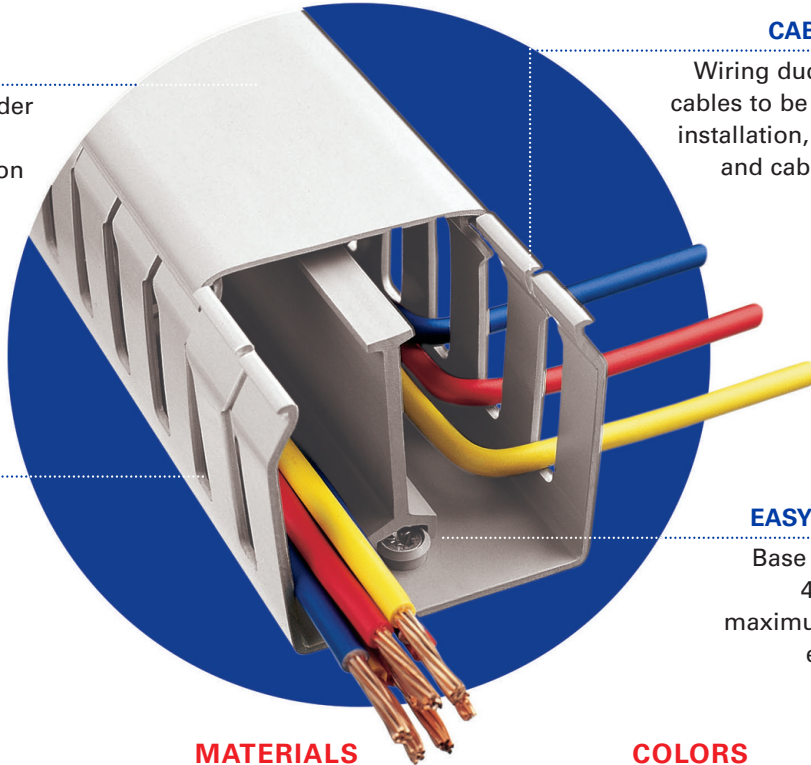
Wiring duct design allows cables to be retained during installation, making routing and cable termination a simple process

LID RETENTION

Friction bead on wider trunking provides excellent lid retention to combat vibration

BREAK-OUT

Fingers can be removed easily without the use of cutting tools



EASY INSTALLATION

Base slots are to DIN 43659, providing maximum flexibility for easy installation

SIZE RANGE

- Wide range of sizes to cater to a broad spectrum of requirements
- New larger sizes with narrower profiles to reduce panel footprint

MATERIALS

- The standard range is manufactured using self extinguishing PVC

COLORS

- Gray, white and black are standard
- Blue is offered for intrinsically safe wiring applications
- Other colors available

Standard Wiring Duct

PVC provides a lightweight self extinguishing wiring duct with excellent rigidity and performance characteristics.

Standard Slot



- Wide fingers giving additional cable support
- Terminated wires can be re-routed easily
- 0.79" slot pitch
- 0.31" slot width
- 22 sizes, available in gray, white, black or blue

Unslotted



- Ideal where no break-outs are required or side wall access is infrequent
- Complete cable protection
- 22 sizes, in either gray, white or black

Thin Slot



- Ideal for use with slimmer terminal blocks where more access is required
- Improves appearance of panels with cables out in best position
- 0.39" slot pitch
- 0.16" slot width
- 19 sizes in a choice of gray, white or black

Serving the Automation & Control Industry Since 1984

Altech Corp® • 908.806.9400 • 908.806.9490 (fax) • www.altechcorp.com

Altech Corp.®

Quality
Endorsed
Company



ISO 9001:2008
CERTIFICATE



Altech Search

Google™ Custom Search

Home

Stock Check

Distributors

Information

News

Contact

Rep/Dist Login

Altech Mexico

WEB TOOLS

Product Crossings

Request for Quote

Sample Request

Catalog Request

PRODUCT MENU

Circuit Protection / Control >

Connectors >

Enclosures >

European Spare Parts >

Foot Switches

Interface Modules >

Power Supplies

Push Buttons & Pilot Lights >

Relays >

Sensors >

Terminal Blocks >

Tower Lights

Wire & Cable Management >

Home

New Products and Promotions

Serving the Automation & Control Industry Since 1984

Circuit Protection



Circuit
Protection
Devices



Busbar
and Power
Distribution



Contactors,
Overload
Relays, Manual
Motor Starters



Motor
Disconnect
Switches



European
Fuses

Connectors



Industrial
Rectangular
Connectors



Pin & Sleeve
Devices



Receptacles



Foot
Switches




Inductive
Proximity
Sensors

Foot Switches

Sensors


Enclosures



Industrial
Enclosures



DIN
Enclosures



Interface
Modules



Safety
Relays



Slimline
Relays

Modules & Relays

Power Supplies



Power
Supplies



22 & 30 mm
Push Buttons



DIN
Rail



Liquid Tight
Strain Reliefs/
Corrugated
Tubes



Wire Duct

Push Buttons

DIN Rail

Wire & Cable Management

Terminal Blocks



Din Rail
Terminal
Blocks



Panel Mount
Terminal
Blocks



Printed Circuit
Board Terminal
Blocks



Eurostrips



Distribution
Blocks


Miscellaneous



Ferrules




Custom
Assembly



Marking &
Engraving
Systems



Power
Semi-
conductors



European
Spare Parts

Altech Corporation
35 Royal Road
Flemington, NJ 08822-6000
P 908.806.9400 • F 908.806.9490
www.altechcorp.com

Altech Corp.® 555B-052013-5M
Printed July 2013

