



Main

Range of product	Preventa Safety detection
Product or component type	Safety thru-beam transmitter photo-electric sensors
Device short name	XU2S
Product compatibility	XPSCM1144 XPSCM1144P
[Sn] nominal sensing distance	26.25 ft (8 m)

Complementary

Detection system	Transmitter-receiver system
[Us] rated supply voltage	12...24 V DC (10...30 V) against reverse polarity
Current consumption	<= 35 mA no-load
Line of sight type	Along case axis
Electrical connection	Pre-cabled
Cable outer diameter	0.2 in (5 mm)
Cable length	16.4 ft (5 m)
Cable composition	3 x 0.34 mm ²
Tightening torque	24 N.m fixing nut
Marking	CE
Material	Case : nickel plated brass Lenses : PMMA (polymethyl methacrylate)
Product weight	0.52 lb(US) (0.235 kg)

Environment

ambient air temperature for operation	-13...131 °F (-25...55 °C)
ambient air temperature for storage	-40...158 °F (-40...70 °C)
IP degree of protection	IP67 conforming to EN/IEC 60529
shock resistance	30 gn (3 axes : 3 times) conforming to EN/IEC 60068-2-27
vibration resistance	7 gn (f = 10...55 Hz) conforming to EN/IEC 60068-2-6

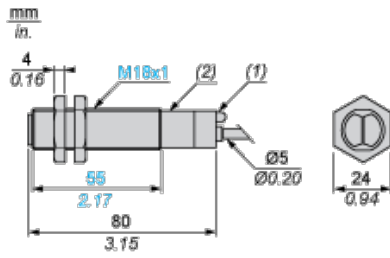
Offer Sustainability

Not Green Premium product	Not Green Premium product
Compliant - since 0924 - Schneider Electric declaration of conformity	Compliant - since 0924 - Schneider Electric declaration of conformity
Reference not containing SVHC above the threshold	Reference not containing SVHC above the threshold
WARNING: This product can expose you to chemicals including:	WARNING: This product can expose you to chemicals including:
Diisononyl phthalate (DINP), which is known to the State of California to cause cancer, and	Diisononyl phthalate (DINP), which is known to the State of California to cause cancer, and
Di-isodecyl phthalate (DIDP), which is known to the State of California to cause birth defects or other reproductive harm.	Di-isodecyl phthalate (DIDP), which is known to the State of California to cause birth defects or other reproductive harm.
For more information go to www.p65warnings.ca.gov	For more information go to www.p65warnings.ca.gov

Contractual warranty

Warranty period	18 months
-----------------	-----------

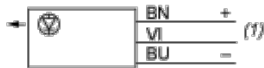
Dimensions



- (1) LED
- (2) Potentiometer

Wiring Schemes (3-wire DC)

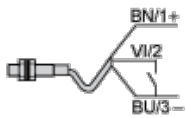
Transmitter



- BU : Blue
- BN : Brown
- VI : Violet
- (1) Test

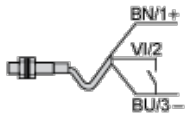
Beam Break Test

Beam Made



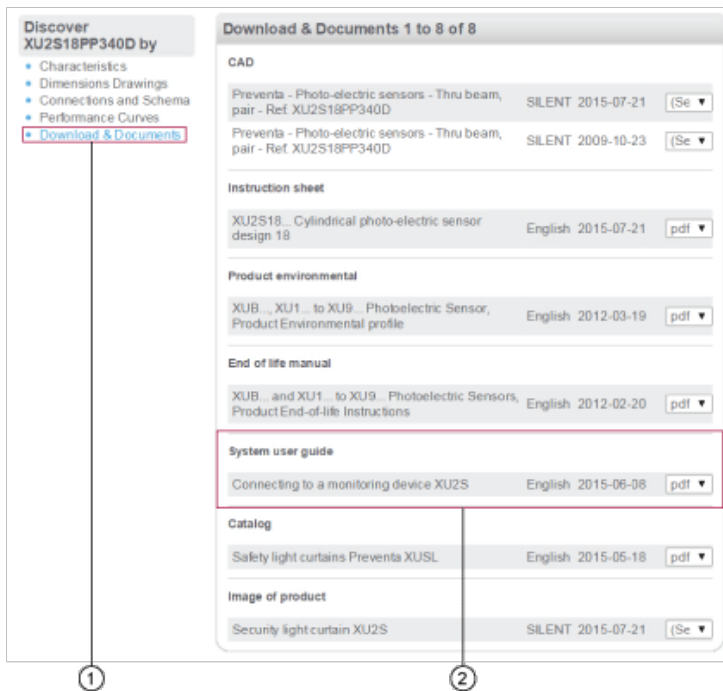
- BU : Blue
- BN : Brown
- VI : Violet

Beam Broken



- BU : Blue
- BN : Brown
- VI : Violet

Connecting to a Safety Module

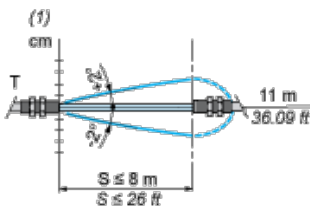


- 1 : Click on Download & Documents
- 2 : Click on System user guide

To have all connection schematics concerning our safety module, select "download and document" and download the file "Connecting to a monitoring device XU2S"

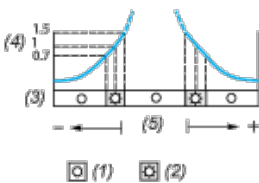
Curves

Infrared Detection Curve



- (1) \varnothing of beam

Verification of Correct Operation



- (1) LED off
- (2) LED on
- (3) Red LED
- (4) Signal level
- (5) Optimum alignment