

Description: 868MHz PCB SMT Antenna

Series: Domino

PART NUMBER: W3329



Features:

- 868MHz ISM antenna
- Size 21.85 x 5 x 3 mm
- Efficiency 60%
- Nominal impedance 50 Ω
- Fully SMD and Reflow/IR/Wave- soldering compatible

Applications:

- 868MHz radios
- M2M
- IoT
- SigFox
- LoRa

All dimensions are in mm / inches

Issue: 1905

In the effort to improve our products, we reserve the right to make changes judged to be necessary.

CONFIDENTIAL AND PROPRIETARY INFORMATION

This document contains confidential and proprietary information of Pulse Electronics, Inc. (Pulse) and is protected by copyright, trade secret and other state and federal laws. Its receipt or possession does not convey any rights to reproduce, disclose its contents, or to manufacture, use or sell anything it may describe. Reproduction, disclosure or use without specific written authorization of Pulse is strictly forbidden.

For more information:

Pulse Worldwide Headquarters
15255 Innovation Drive #100
San Diego, CA 92128
USA
Tel: 1-858-674-8100

Pulse/Larsen Antennas
18110 SE 34th St Bldg 2 Suite 250
Vancouver, WA 98683
USA
Tel: 1-360-944-7551

Europe Headquarters
Pulse GmbH & Do, KG
Zeppelinstrasse 15
Herrenberg, Germany
Tel: 49 7032 7806 0

Pulse (Suzhou) Wireless Products Co, Inc.
99 Huo Ju Road(#29 Bldg,4th Phase
Suzhou New District
Jiangsu Province, Suzhou 215009 PR China
Tel: 86 512 6807 9998



Description: 868MHz PCB SMT Antenna**Series:** Domino**PART NUMBER:** W3329**ELECTRICAL SPECIFICATIONS**

Frequency	868 MHz
Nominal Impedance	50Ω
Return loss	-10 dB
Total Efficiency	60 %
Peak Gain	0.17 dBi
Maximum power input	5 W

(*) All RF parameters measured on Pulse reference test PCB

Description: 868MHz PCB SMT Antenna

Series: Domino

PART NUMBER: W3329

MECHANICAL SPECIFICATIONS

Color	Black
Size(L X W X T)	21.85 x 5 x 3 mm
Weight	1.3 g
Fixing system	SMD
MSL level	3

ENVIRONMENTAL SPECIFICATIONS

Operating temperature	-40/+85 ° C
Temperature	-40/+85 ° C
Humidity	93% RH @ 30° C 24 hours
Drop test	1 m

Issue: 1905

In the effort to improve our products, we reserve the right to make changes judged to be necessary.

CONFIDENTIAL AND PROPRIETARY INFORMATION

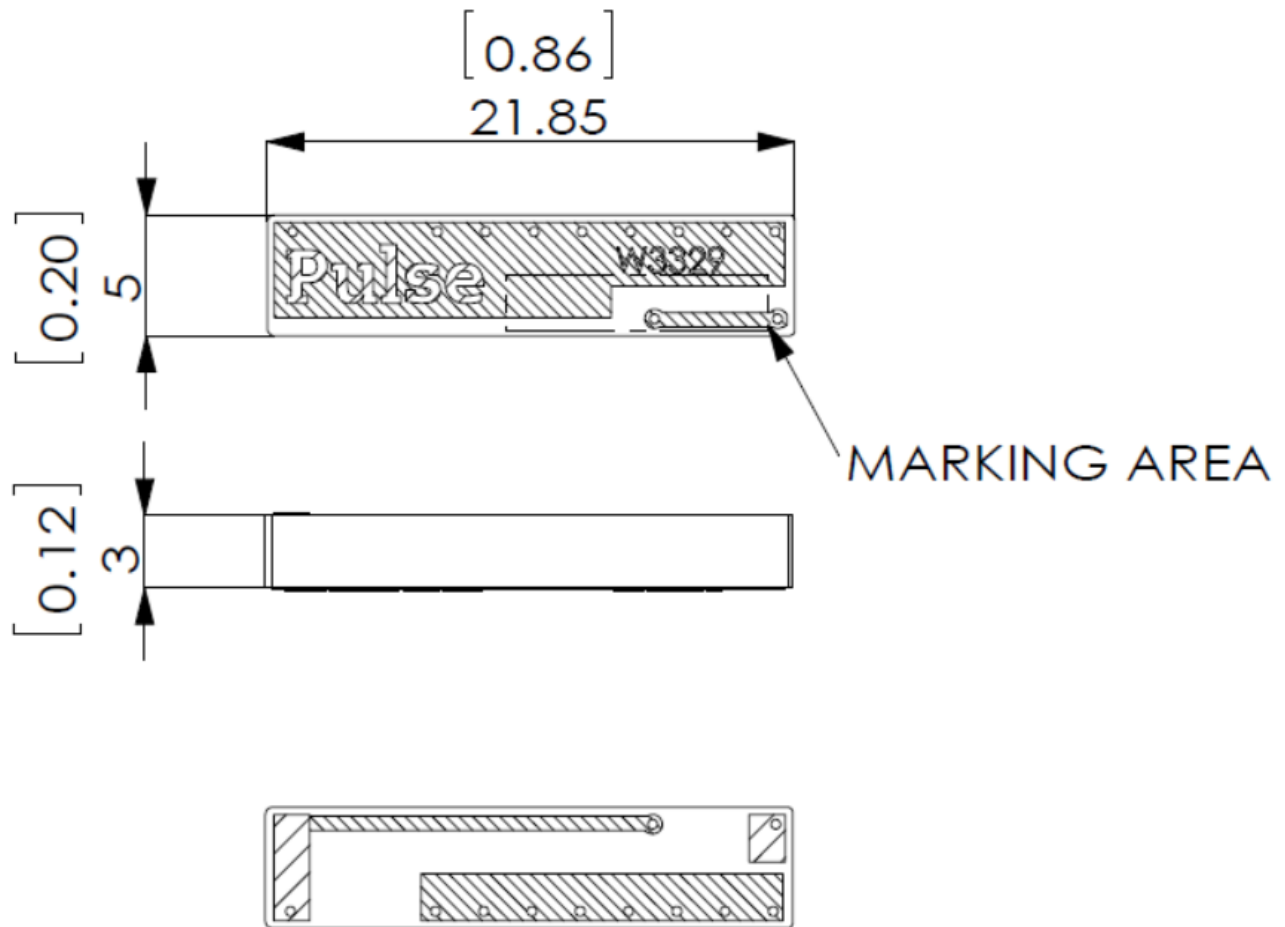
This document contains confidential and proprietary information of Pulse Electronics, Inc. (Pulse) and is protected by copyright, trade secret and other state and federal laws. Its receipt or possession does not convey any rights to reproduce, disclose its contents, or to manufacture, use or sell anything it may describe. Reproduction, disclosure or use without specific written authorization of Pulse is strictly forbidden.

Description: 868MHz PCB SMT Antenna

Series: Domino

PART NUMBER: W3329

MECHANICAL DRAWING



DIMENSION UNIT IS [INCH]MM

Issue: 1905

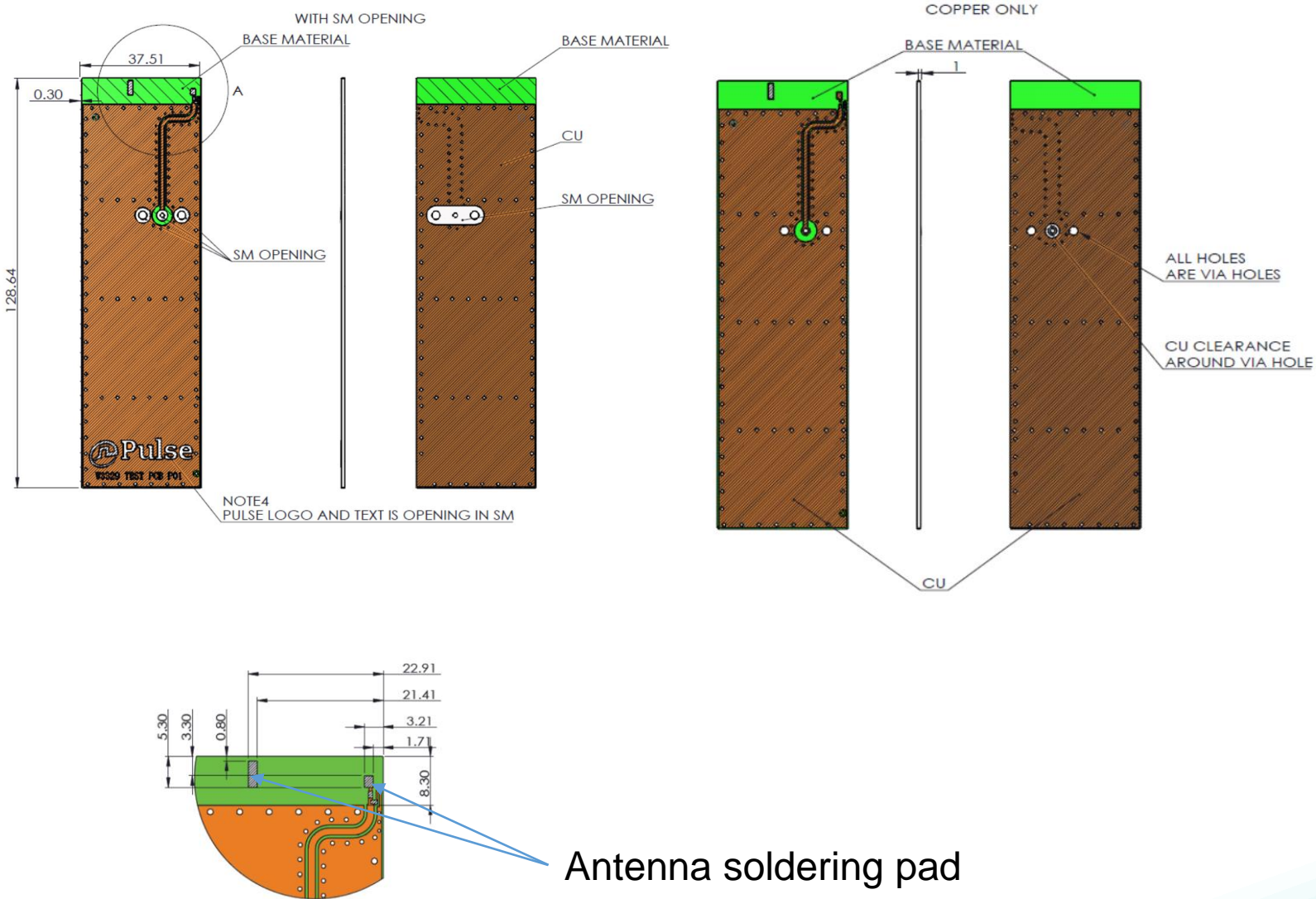
In the effort to improve our products, we reserve the right to make changes judged to be necessary.

CONFIDENTIAL AND PROPRIETARY INFORMATION

This document contains confidential and proprietary information of Pulse Electronics, Inc. (Pulse) and is protected by copyright, trade secret and other state and federal laws. Its receipt or possession does not convey any rights to reproduce, disclose its contents, or to manufacture, use or sell anything it may describe. Reproduction, disclosure or use without specific written authorization of Pulse is strictly forbidden.

TEST SETUP

Pulse reference test PCB for W3329 antenna



Issue: 1905

In the effort to improve our products, we reserve the right to make changes judged to be necessary.

CONFIDENTIAL AND PROPRIETARY INFORMATION

This document contains confidential and proprietary information of Pulse Electronics, Inc. (Pulse) and is protected by copyright, trade secret and other state and federal laws. Its receipt or possession does not convey any rights to reproduce, disclose its contents, or to manufacture, use or sell anything it may describe. Reproduction, disclosure or use without specific written authorization of Pulse is strictly forbidden.

Description: 868MHz PCB SMT Antenna

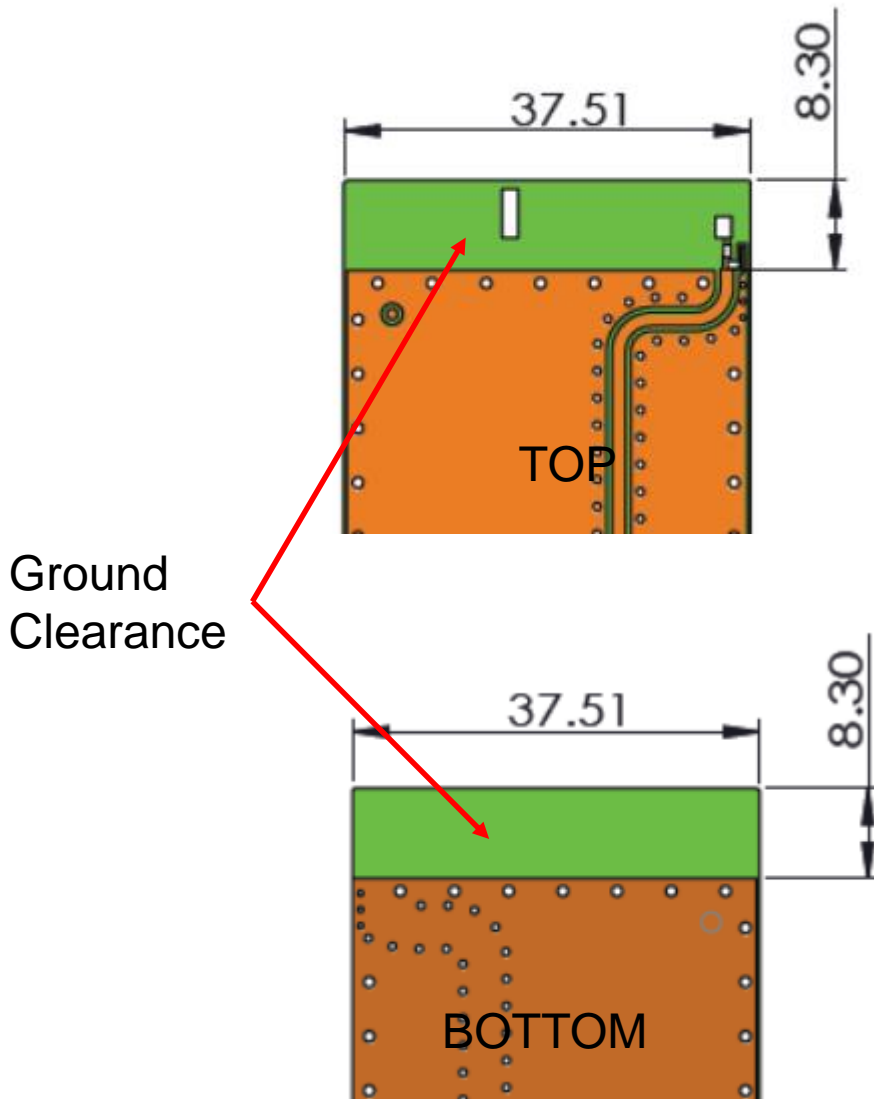
Series: Domino

PART NUMBER: W3329

TEST SETUP

PWB ground clearance area (Top): 37.5x8.3mm

PWB ground clearance area (Bottom): 37.5x8.3mm



Issue: 1905

In the effort to improve our products, we reserve the right to make changes judged to be necessary.

CONFIDENTIAL AND PROPRIETARY INFORMATION

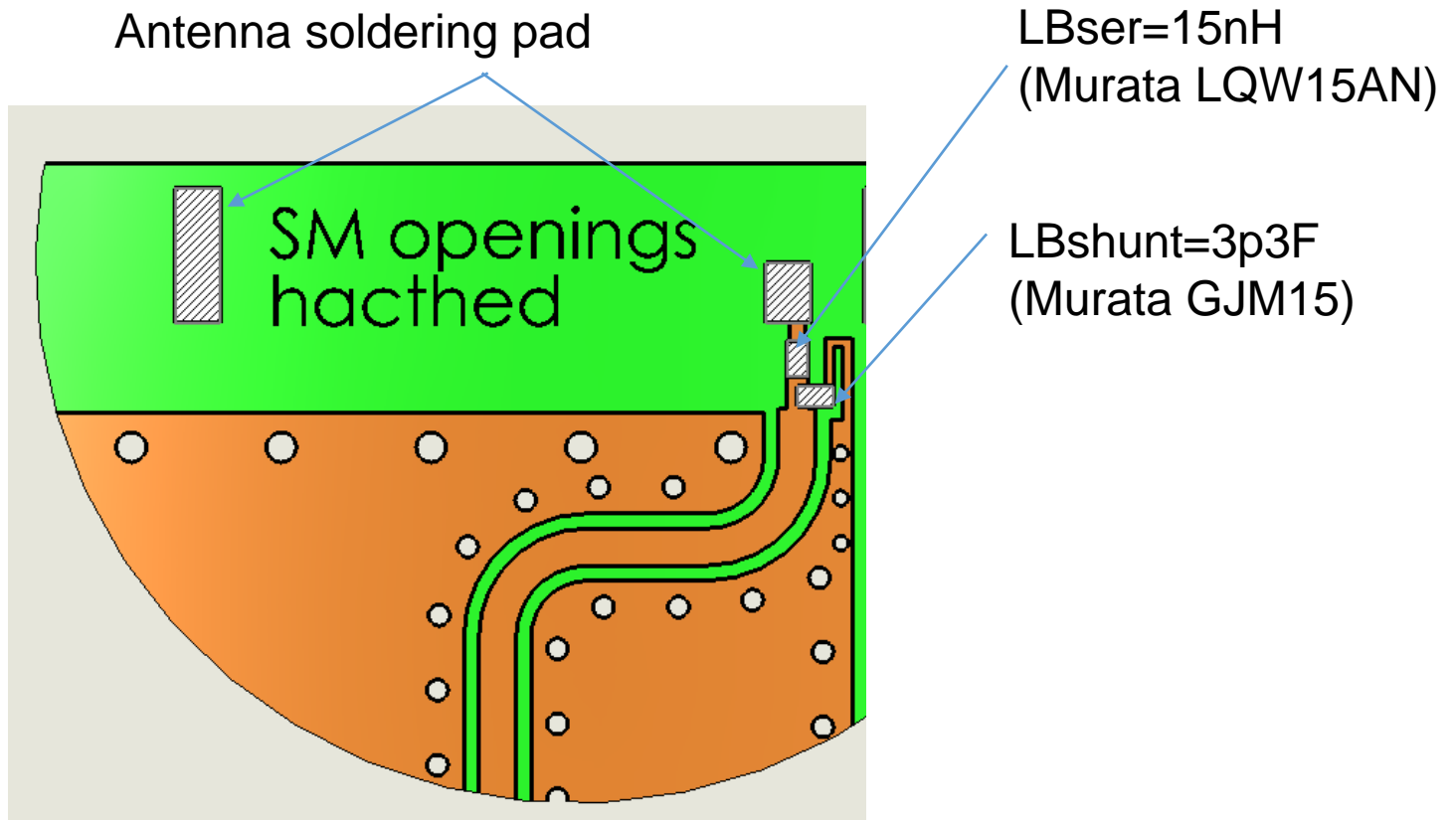
This document contains confidential and proprietary information of Pulse Electronics, Inc. (Pulse) and is protected by copyright, trade secret and other state and federal laws. Its receipt or possession does not convey any rights to reproduce, disclose its contents, or to manufacture, use or sell anything it may describe. Reproduction, disclosure or use without specific written authorization of Pulse is strictly forbidden.

Description: 868MHz PCB SMT Antenna

Series: Domino

PART NUMBER: W3329

TEST SETUP



Recommended test board PCB layout for electrical characteristic measurement. Substrate material FR4, thickness 1mm

All dimensions are in mm

TEST SETUP

Recommendation for reflow soldering process

Printing stencil thickness 0,15 - 0,25 mm is recommended for the solder paste. The maximum soldering temperature should not exceed 260°C. The temperature profile recommendations for reflow soldering process is presented in the Figures 1 and 2. The reflow profile

presented in figure 1 describes minimum reflow temperatures. The reflow profile presented in figure 2 describes maximum reflow temperatures. located at the center of the coverage area.

	Method of heat transfer	Controlled hot air convection
1	Average temperature gradient in preheating	2.5 °C/s
2	Soak time	2-3 minutes
3	Max temperature gradient in reflow	3 °C/s
4	Time above 217 °C	Max 30 sec
5	Peak temperature in reflow	230 °C for 10 seconds
6	Temperature gradient in cooling	Max -5 °C/s

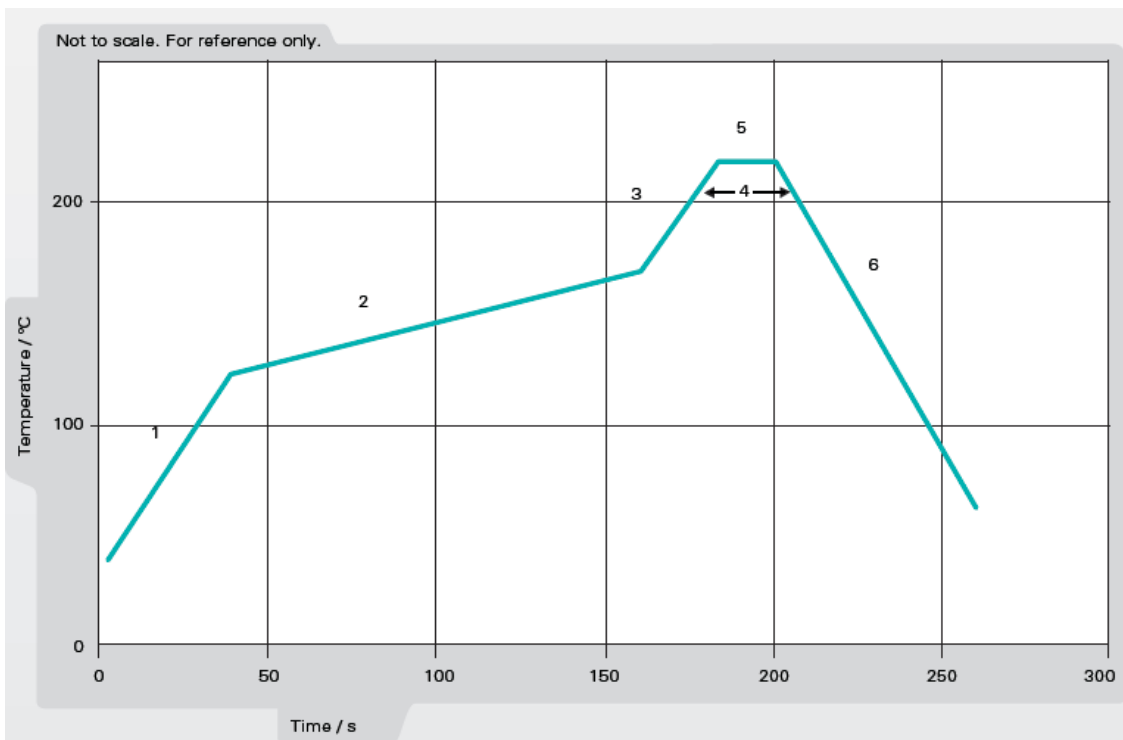


Figure 1. Minimum temperature profile recommendation for reflow soldering process

Issue: 1905

In the effort to improve our products, we reserve the right to make changes judged to be necessary.

CONFIDENTIAL AND PROPRIETARY INFORMATION

This document contains confidential and proprietary information of Pulse Electronics, Inc. (Pulse) and is protected by copyright, trade secret and other state and federal laws. Its receipt or possession does not convey any rights to reproduce, disclose its contents, or to manufacture, use or sell anything it may describe. Reproduction, disclosure or use without specific written authorization of Pulse is strictly forbidden.

TEST SETUP

	Method of heat transfer	Controlled hot air convection
1	Average temperature gradient in preheating	2.5 °C/s
2	Soak time	2-3 minutes
3	Max temperature gradient in reflow	3 °C/s
4	Time above 217 °C	Max 60 sec
5	Time above 230 °C	Max 50 sec
6	Time above 250 °C	Max 10 sec
7	Peak temperature in reflow	260 °C for 5 seconds
8	Temperature gradient in cooling	Max -5 °C/s

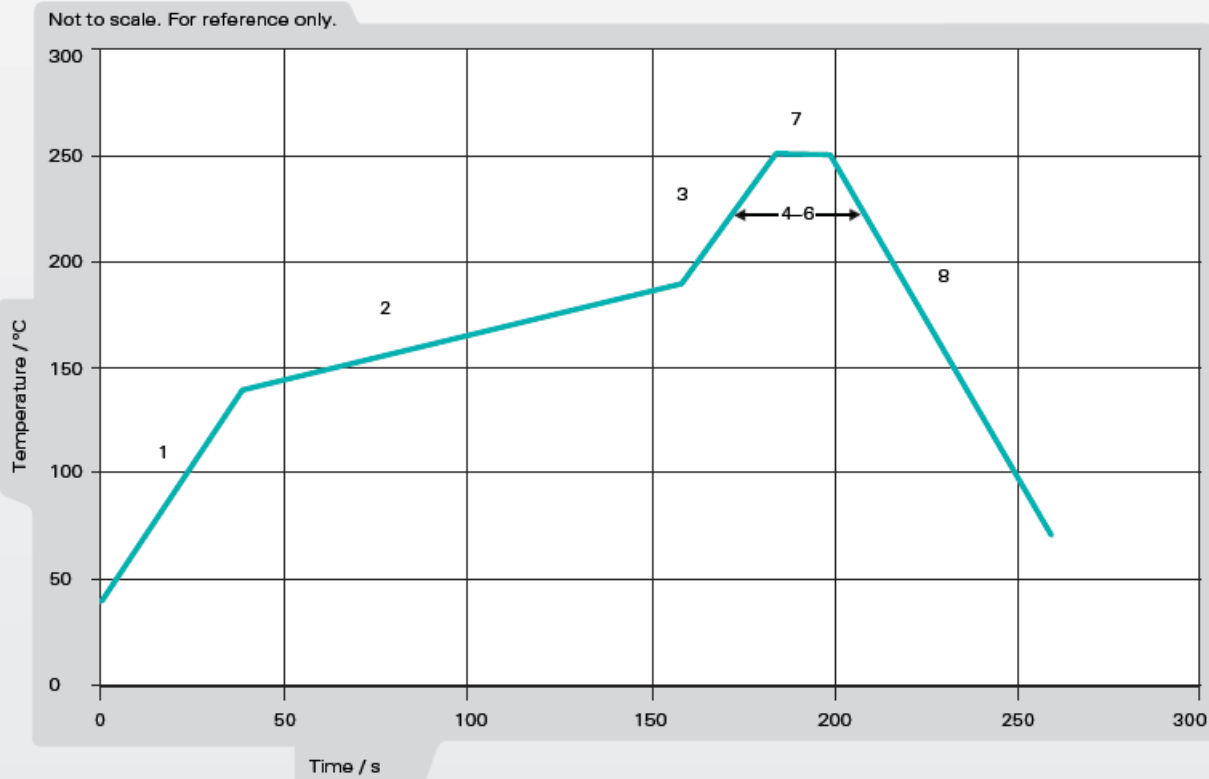


Figure 2. Maximum temperature profile recommendation for reflow soldering process

Issue: 1905

In the effort to improve our products, we reserve the right to make changes judged to be necessary.

CONFIDENTIAL AND PROPRIETARY INFORMATION

This document contains confidential and proprietary information of Pulse Electronics, Inc. (Pulse) and is protected by copyright, trade secret and other state and federal laws. Its receipt or possession does not convey any rights to reproduce, disclose its contents, or to manufacture, use or sell anything it may describe. Reproduction, disclosure or use without specific written authorization of Pulse is strictly forbidden.

Description: 868MHz PCB SMT Antenna

Series: Domino

PART NUMBER: W3329

CHARTS

Return Loss



Issue: 1905

In the effort to improve our products, we reserve the right to make changes judged to be necessary.

CONFIDENTIAL AND PROPRIETARY INFORMATION

This document contains confidential and proprietary information of Pulse Electronics, Inc. (Pulse) and is protected by copyright, trade secret and other state and federal laws. Its receipt or possession does not convey any rights to reproduce, disclose its contents, or to manufacture, use or sell anything it may describe. Reproduction, disclosure or use without specific written authorization of Pulse is strictly forbidden.



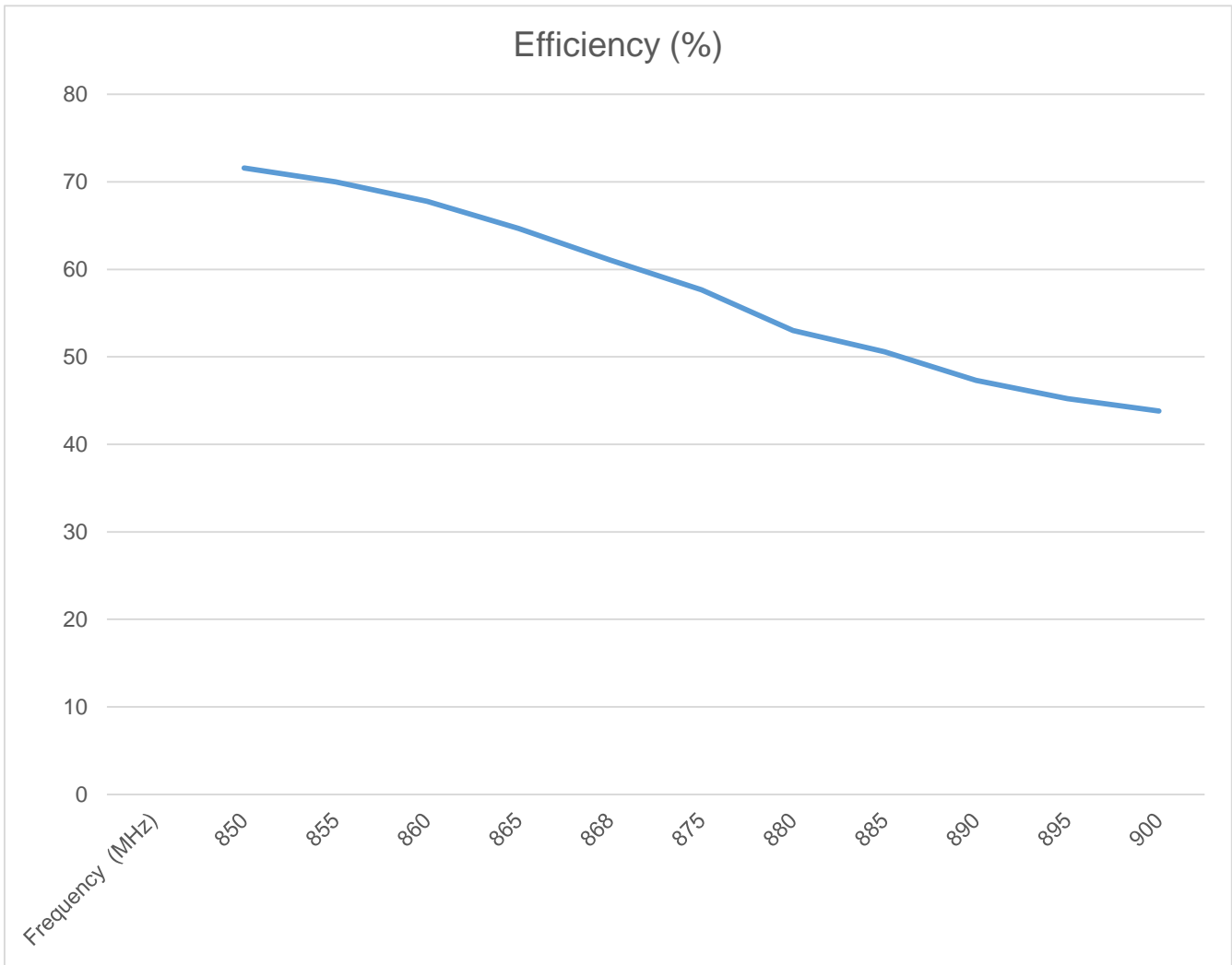
Description: 868MHz PCB SMT Antenna

Series: Domino

PART NUMBER: W3329

CHARTS

Efficiency(%)



Issue: 1905

In the effort to improve our products, we reserve the right to make changes judged to be necessary.

CONFIDENTIAL AND PROPRIETARY INFORMATION

This document contains confidential and proprietary information of Pulse Electronics, Inc. (Pulse) and is protected by copyright, trade secret and other state and federal laws. Its receipt or possession does not convey any rights to reproduce, disclose its contents, or to manufacture, use or sell anything it may describe. Reproduction, disclosure or use without specific written authorization of Pulse is strictly forbidden.

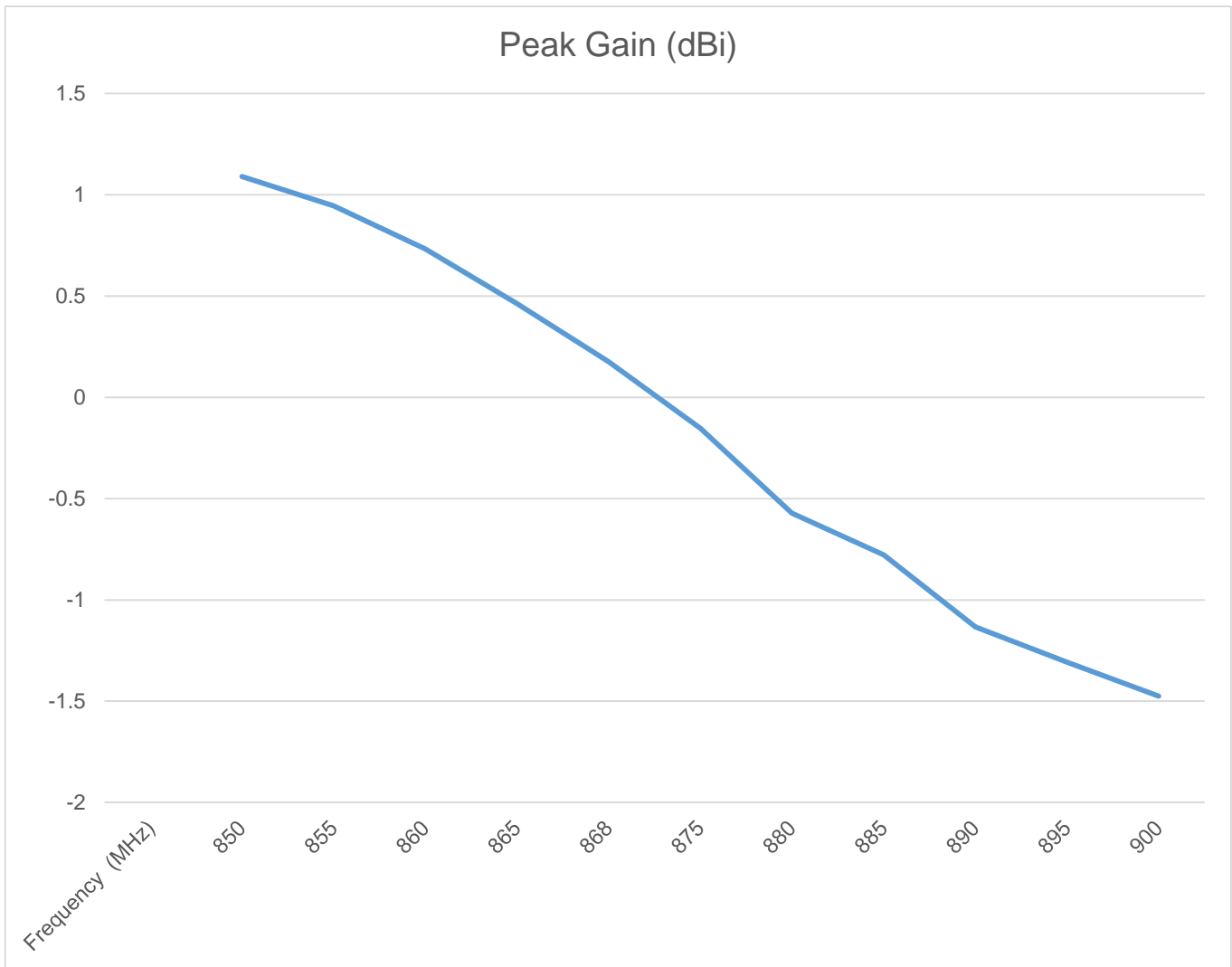
Description: 868MHz PCB SMT Antenna

Series: Domino

PART NUMBER: W3329

CHARTS

Peak Gain(dBi)



Issue: 1905

In the effort to improve our products, we reserve the right to make changes judged to be necessary.

CONFIDENTIAL AND PROPRIETARY INFORMATION

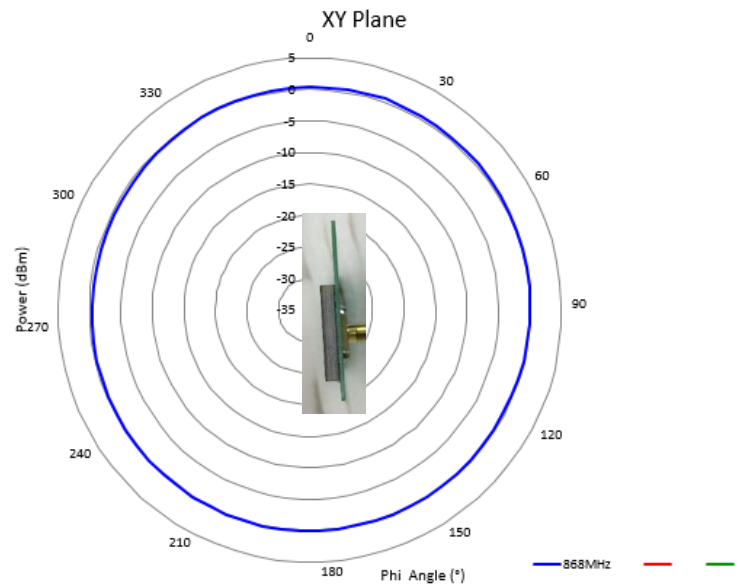
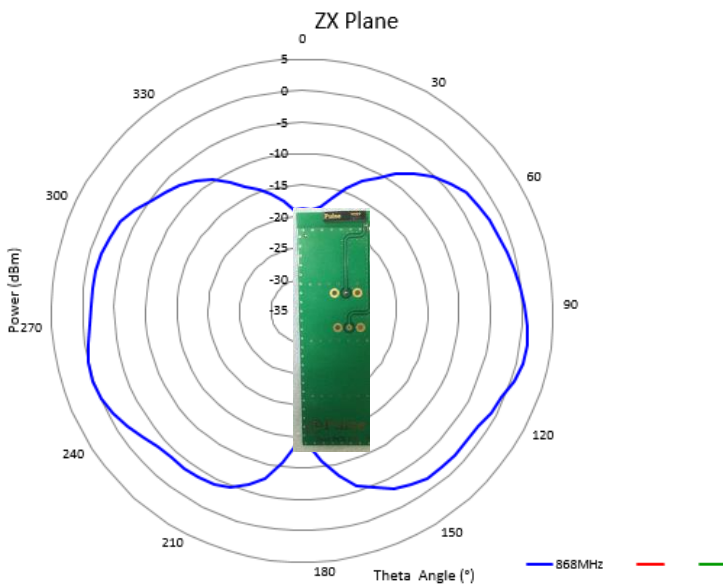
This document contains confidential and proprietary information of Pulse Electronics, Inc. (Pulse) and is protected by copyright, trade secret and other state and federal laws. Its receipt or possession does not convey any rights to reproduce, disclose its contents, or to manufacture, use or sell anything it may describe. Reproduction, disclosure or use without specific written authorization of Pulse is strictly forbidden.

CHARTS

Free Space Radiation Pattern

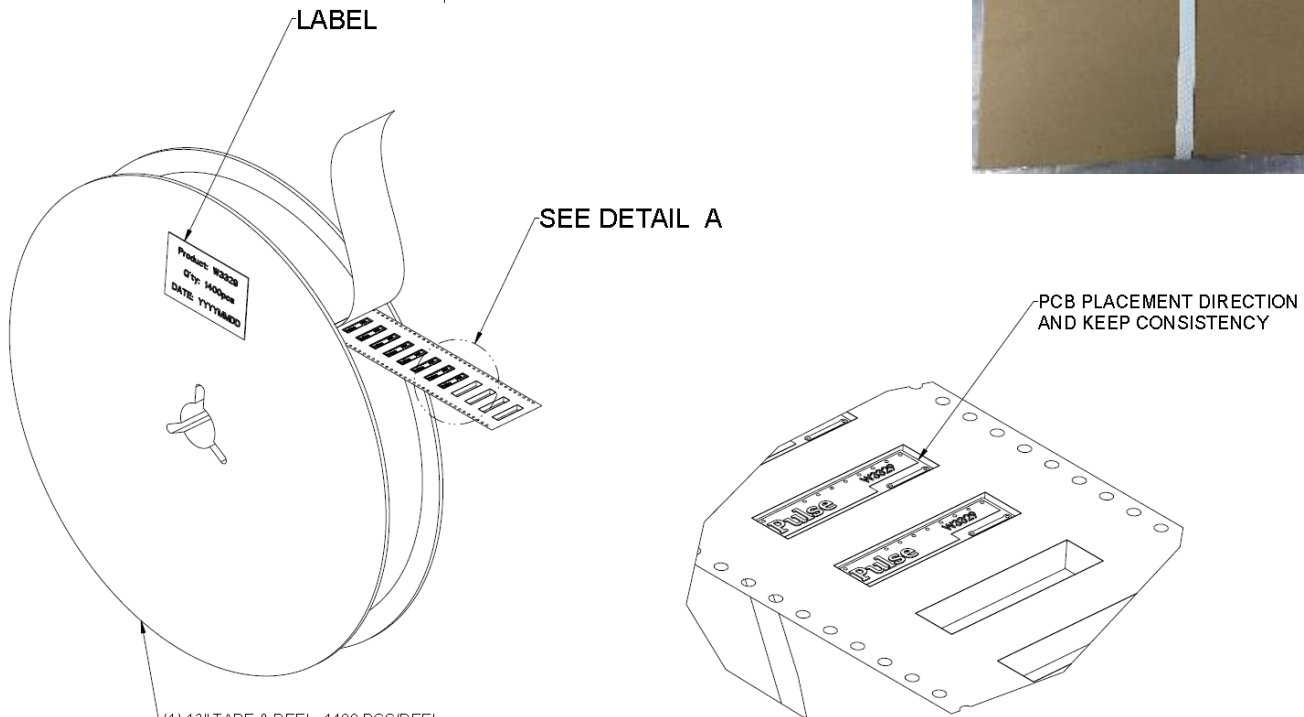

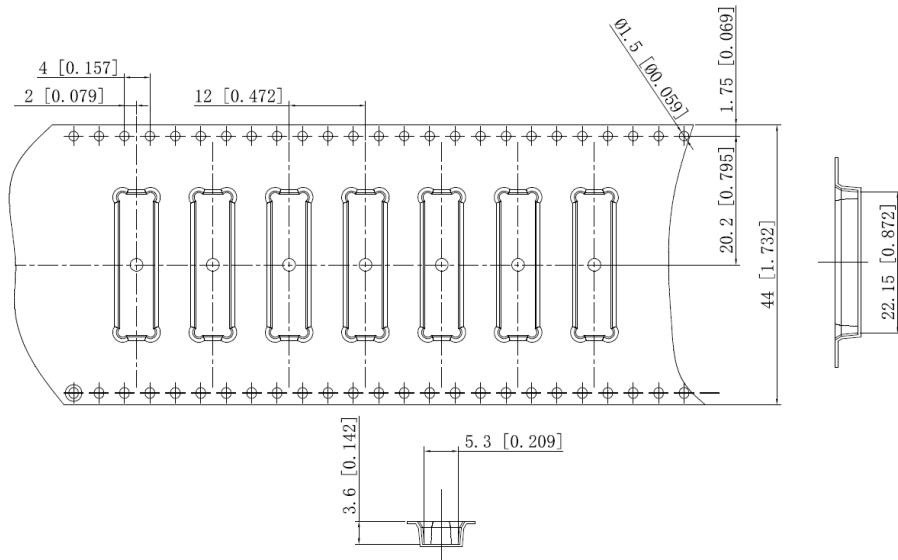
Elevation Plane

Horizontal Plane



PACKAGING (TAPE & REEL)

Reel packing, 1400 PCS/Reel
2 Reels/Carton box, total 2800 PCS/Carton box



(1) 13" TAPE & REEL, 1400 PCS/REEL,
AND EACH REEL SEALED WITH A VACUUM BAG (075-03363.001)
(2) 2 PCS TAPE & REEL OF PRODUCTS(TOTAL 2800PCS PRODUCTS)
PACKED IN ONE CARTON.

DETAIL A

Issue: 1903

In the effort to improve our products, we reserve the right to make changes judged to be necessary.
CONFIDENTIAL AND PROPRIETARY INFORMATION

This document contains confidential and proprietary information of Pulse Electronics, Inc. (Pulse) and is protected by copyright, trade secret and other state and federal laws. Its receipt or possession does not convey any rights to reproduce, disclose its contents, or to manufacture, use or sell anything it may describe. Reproduction, disclosure or use without specific written authorization of Pulse is strictly forbidden.