

EPC-2020/2030/2032

Programmable Embedded Controller with Intel® Atom™ D525 Platform

EPC-2020



EPC-2030/ EPC-2032



Features

- Fanless, Cable-less and Modularized Design
- Wide Range DC Power Input (10 ~ 30V)
- Rich Onboard I/O and Expansion Slots (Max. 2 x PCIe x1 Slots, Max. 2 x PCI Slots)
- RS-485 Auto-flow Control Supported
- Easy Installation/Maintenance
- Intel® SSD Compatible

System

CPU	Soldered onboard Intel® Atom™ D525 1.8GHz processor
Memory	Soldered onboard 2GB DDR3 SDRAM
Chipset	Intel® ICH8M
Graphics	Integrated with Intel® GMA 3150
LAN Chipset	2 x Intel® 82574L GbE controllers
Watchdog Timer	1~255 levels reset

I/O

Serial Port	4 x DB-9 male connectors (COM1~2: RS-232, COM3~4: RS-232/422/485 selectable)
USB Port	4 x USB type A connectors for USB 2.0 ports
LAN	2 x RJ-45 GbE ports
Video Port	1 x DB-15 female connector for Analog RGB 1 x DB-26 male connector for dual channels 24-bit LVDS port
Audio	Mic-in/Line-out with Realtek ALC886 HD Audio CODEC
KB/MS	PS/2 interface Keyboard/ Mouse via Y-cable

Expansion Bus

1 x PCIe x1 slot, 1 x PCI slot for EPC-2020
2 x PCIe x1 slots, 1 x PCI slot for EPC-2030
1 x PCIe x1 slot, 2 x PCI slots for EPC-2032

Environmental

Operating Temp.	-20 ~ 60°C (-4 ~ 140°F), ambient with air flow
Storage Temp.	-40 ~ 85°C (-40 ~ 185°F)
Operating Humidity	10 ~ 95% @ 60°C (non-condensing)
Vibration	5~500Hz, 3Grms Random (w/ SSD)
Shock	Operating 40G, 11ms Non-operating 60G (with CFast/ SSD)

Qualification

Certification	CE, FCC Class A
----------------------	-----------------

Power Requirement

Power Input	DC 10 ~ 30V input (w/ 3-pin terminal block)
Power Consumption	60W (Max.)

Storage

Type	1 x 2.5" drive bay for SATA interface HDD/SSD, supporting 300MB/s HDD transfer rate 1 x CFast socket
-------------	---

Mechanical

Construction	Aluminum alloy
Mounting	Wall-mount/Din rail mounting
Weight	Max. 2.92 kg (6.42 lb)
Dimensions (W x D x H)	EPC-2020: 164 x 192 x 120 mm (6.46" x 7.56" x 4.72") EPC-2030/ EPC-2032: 164 x 192 x 140 mm (6.46" x 7.56" x 5.51")

OS Support

Windows XP Embedded / Windows XP Professional / Windows Embedded 7 Professional / Windows Embedded 7 Standard

Ordering Information

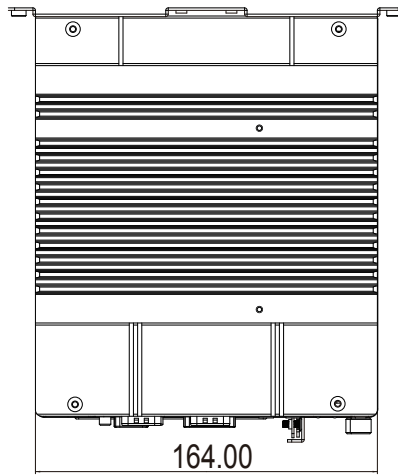
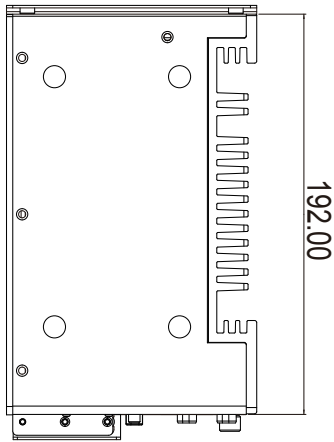
EPC-2020	EPC-2000 with 1 x PCIe x1 slot & 1 x PCI slot
EPC-2030	EPC-2000 with 2 x PCIe x1 slots & 1 x PCI slot
EPC-2032	EPC-2000 with 1 x PCIe x1 slot & 2 x PCI slots



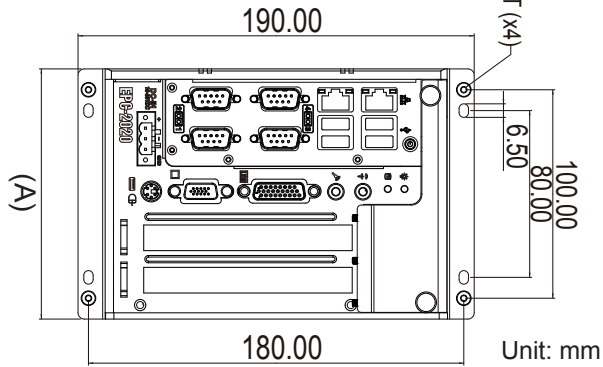
» Fanless, Cable-less Design

Dimensions

EPC-2000 Series



Dimensions	
Model	(A)
EPC-2020	120mm
EPC-2030	140mm
EPC-2032	140mm



Unit: mm

Fast, Tool-free Installation CFast & HDD



Thumbscrew Design for Easy, Tool-free Installation



Easily Remove Top Cover by Hand



2.5" Hard Disk Drive



CFast Card Installation

EPC-2020/2030/2032

Programmable Embedded Controller with Intel® Atom™ D525 Platform

Standard Accessories

WMK-2000 Wall-mount kit for EPC-2000 Series 

Optional Accessories

PAC-P065W 19V/3.4A 65W AC/DC adapter kit 

DRK-2000 Din rail mounting kit for EPC-2000 Series 

TML-96 96-pin Din Rail Mountable Screw Terminal 

TML-37 37-pin Din Rail Mountable Screw Terminal 

CBL-96-1.5P 1.5M length Shielding Cable with 96-pin Half-pitch Connector at Each End 


CBL-37-1.5P 1.5M length Shielding Cable with 37-pin D-type (M) Connector at Each End 

Optional Configuration (CTOS* Kit)

SSD-25040 Intel® 2.5" 40GB SATAII SSD kit 

DIO-16/16L(PCI)H 16-CH Input / 16-CH Output Isolated Digital I/O Board for PCI 

DIO-32/32L(PCI)H 32-CH Input / 32-CH Output Isolated Digital I/O Board for PCI 

COMM-2PD(PCI)H 2-CH Isolated RS-422A/485 Communication I/O Board with Isolation for PCI 

*CTOS means Configure-to-Order Service.