


FEATURES AND PATTERN

www.dbmlighting.com

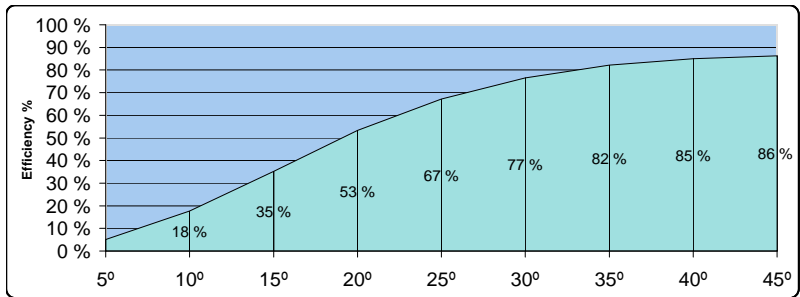
Wide Beam for Cree MT-G

Lens Reference	CR-003
Tested with LED	CREE MT-G 36V & 6V
Lens Material	PMMA
Operating temperature	-40°C+90°C



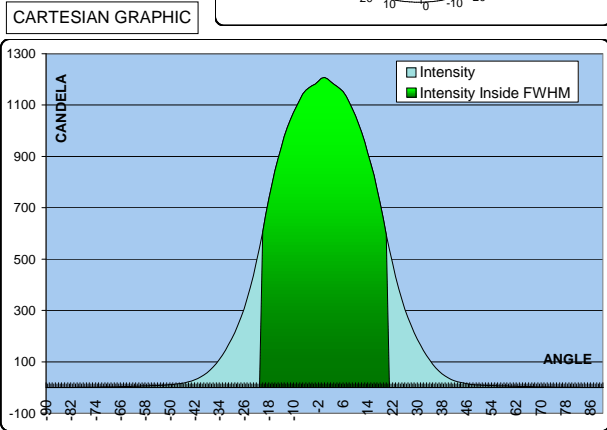
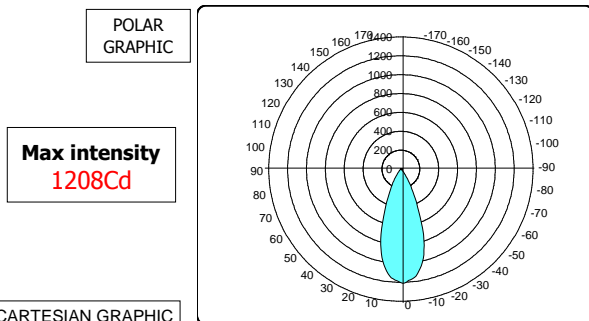
OPTICAL EFFICIENCY

FWHM:	40 deg
Collection Efficiency:	89 %
Cd/Lm:	1.80



OUTPUT DISTRIBUTION

LED Flux: 670 lumens at 7W for 36V version and 8W for the 6V version



ILLUMINANCE

ILLUMINANCE VALUES AT VARIOUS DISTANCES			
RANGE	1.0 m	2.0 m	3.0 m
ILLUMINANCE	1208 Lux	302 Lux	134 Lux
MULTIPLICATOR RATE LED+LENS / LED ONLY	6 X		

