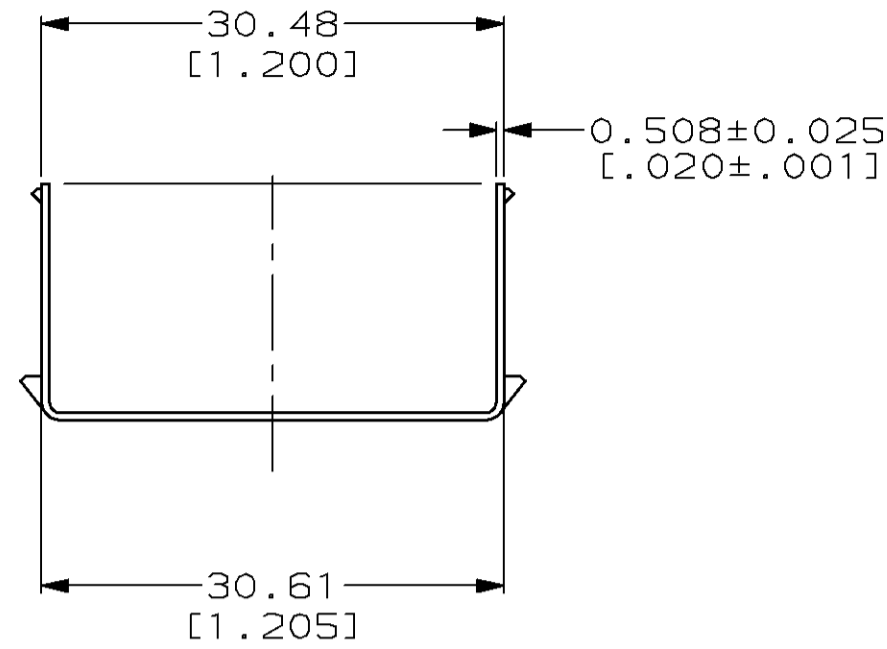
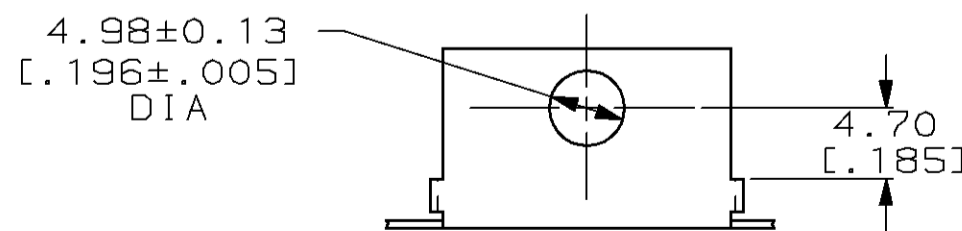
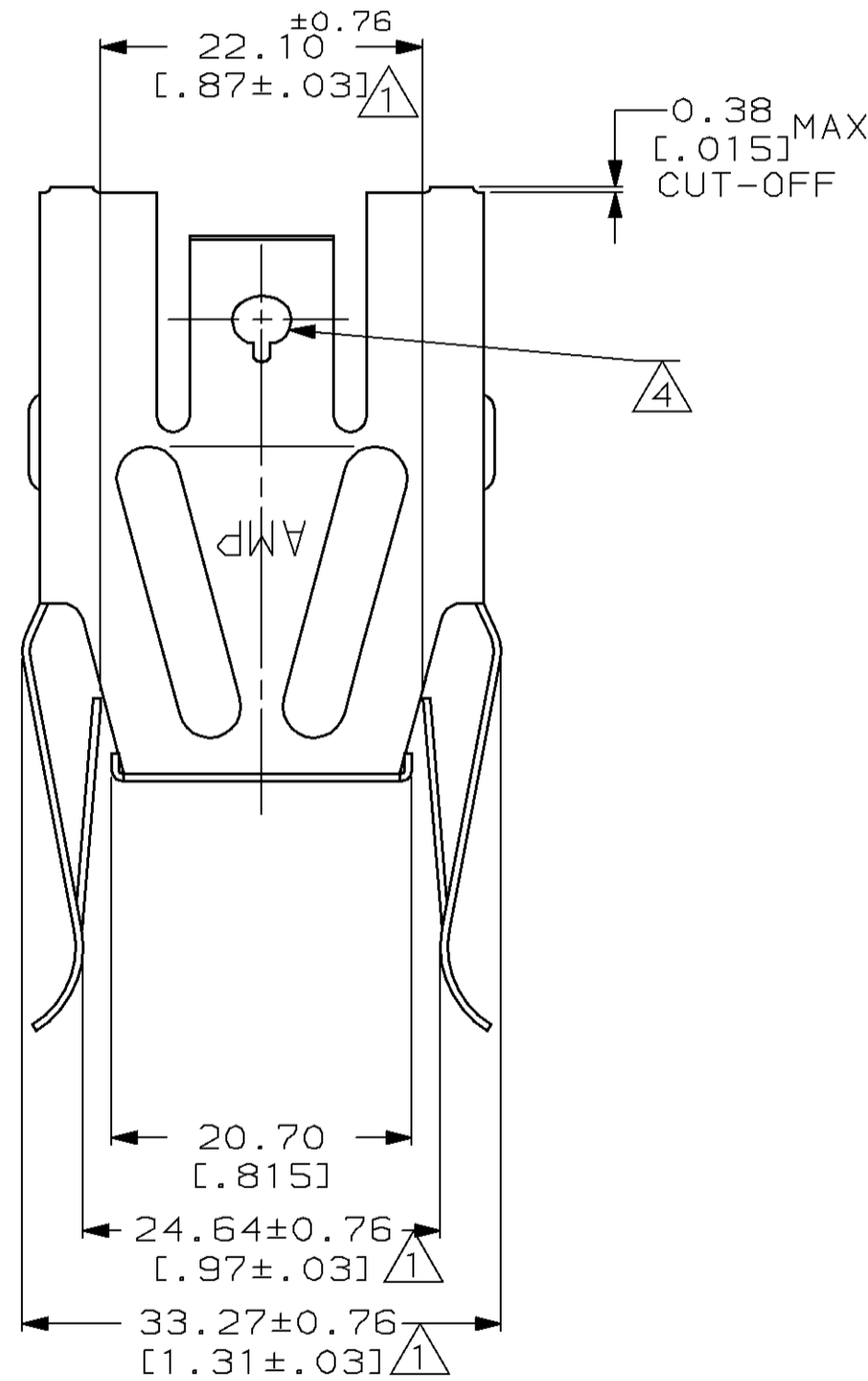
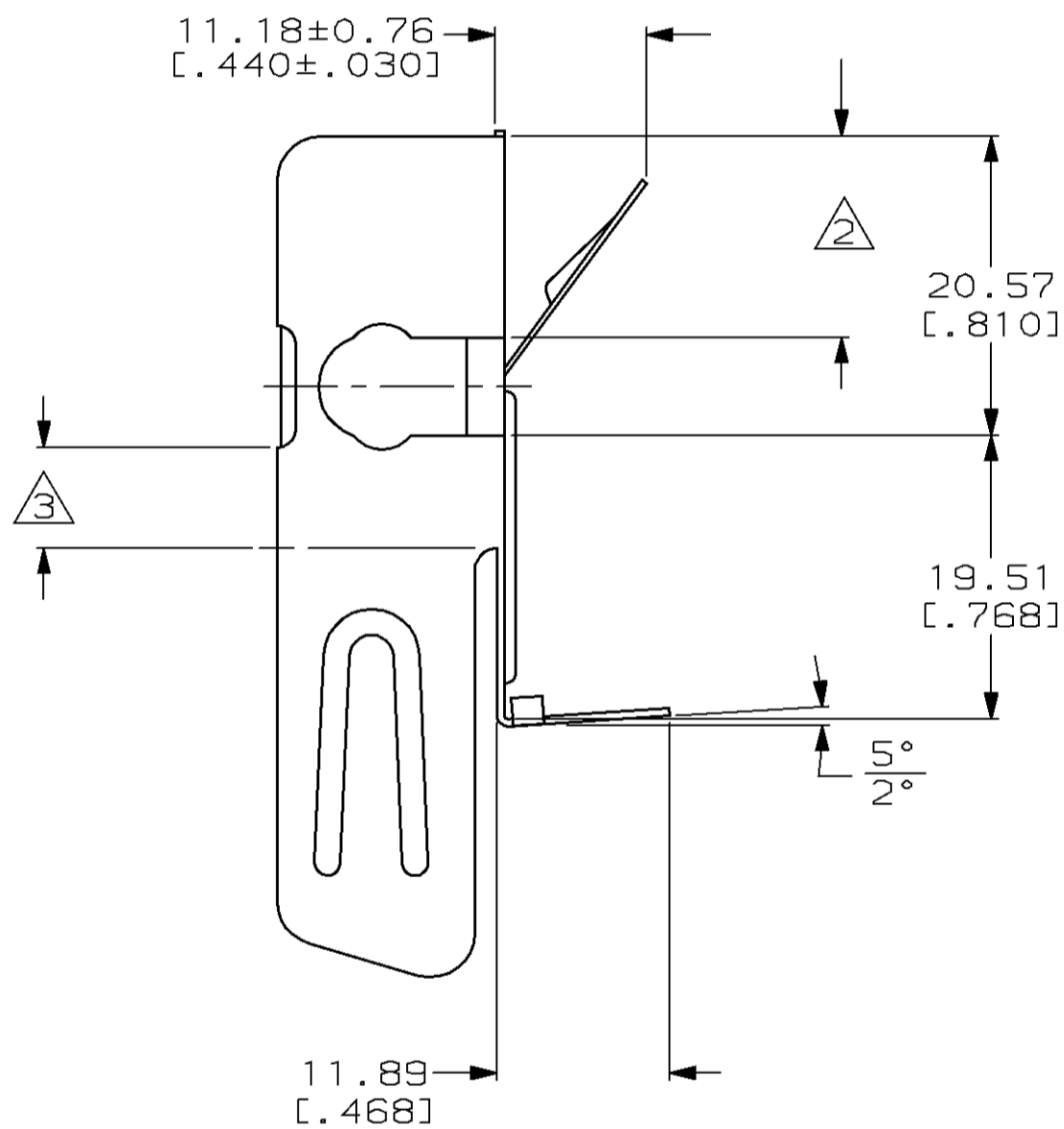


THIS DRAWING IS UNPUBLISHED. RELEASED FOR PUBLICATION
 BY AMP INCORPORATED. ALL RIGHTS RESERVED.

LOC	DIST	REVISIONS			
P	LTR	DESCRIPTION	DATE	DWN	APVD
AF	50	A	RELEASED PER 0G1A-0057-99	17FEB1999	PF JD



- 1 DIMENSIONS TO BE CHECKED WHEN SIDES ARE PARALLEL WITH 30.61 [1.205] DIMENSION.
- 2 30.61 [1.205] DIMENSION TO BE HELD IN THIS AREA.
- 3 30.48 [1.200] DIMENSION TO BE HELD IN THIS AREA.
- 4 FOR #10-32 MACHINE SCREW.



1217109-1
PART NUMBER

THIS DRAWING IS A CONTROLLED DOCUMENT.		DWN 21NOV1998 PHILLIP M FORTNEY	AMP Incorporated Harrisburg, PA 17105-3608	
DIMENSIONS: mm [INCHES]		CHK 21NOV1998 JEFF R RUTH	NAME JEREMY DUNCAN	
TOLERANCES UNLESS OTHERWISE SPECIFIED:		APVD 21NOV1998 JEREMY DUNCAN	PRODUCT SPEC -	
0 PLC ±-		APPLICATION SPEC -		
1 PLC ±-		WEIGHT -		
2 PLC ±0.25 [.010]		SIZE A2		
3 PLC ±-		CAGE CODE 00779		
4 PLC ±-		DRAWING NO 1217109		
ANGLES ±-		RESTRICTED TO -		
FINISH -		SCALE 2:1		
MATERIAL 1/4 HD SST		SHEET 1 OF 1		
		REV A		

1217109