


# MINIATURE PRESSURE SENSORS

C-Grade  
Pressure Sensors



## Features

- 0 to 4" H<sub>2</sub>O to 0 to 100 PSI Pressure Ranges
- 1 % linearity version
- Temperature Compensated
- Calibrated Zero and Span

## Applications

- Medical Instrumentation
- Environmental Controls
- HVAC

## General Description

The Miniature series pressure sensors are based upon a proprietary technology to reduce the size of the sensor and yet maintain a high level of performance. This model provides a calibrated millivolt output with superior output offset characteristics. Output offset errors due to change in temperature, stability to warm-up, stability to long time period, and position sensitivity are all significantly reduced when compared to conventional compensation methods. In addition the sensor utilizes a silicon, micromachined, stress concentration enhanced structure to provide a very linear output to measured pressure.

These calibrated and temperature compensated sensors give an accurate and stable output over a wide temperature range. This series is intended for use with non-corrosive, non-ionic working fluids such as air, dry gases and the like. The C-GRADE is a lowest cost version of the millivolt output pressure sensors.

The output of the device is ratiometric to the supply voltage and operation from any D.C. supply voltage.

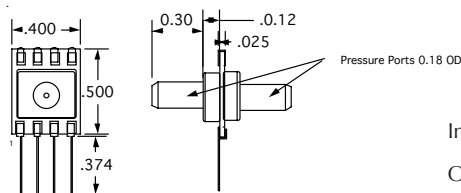
## Physical Dimensions

all dimensions in inches



**No Pressure Port**

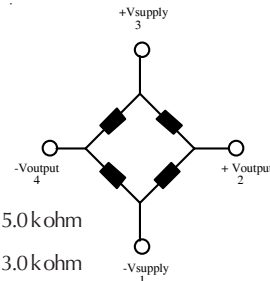
**Marking:**  
right dot: Silver C-Grade  
left dot:  
L04: white  
L10: yellow  
0.3: pink  
1.0: green  
05: blue  
15: purple  
30: orange  
100: brown



**Dual Pressure Port**



**Single Pressure Port**



Input Resistance 5.0 k ohm  
Output Resistance 3.0 k ohm

**Equivalent Circuit**



## Pressure Sensor Characteristics Maximum Ratings

Supply Voltage VS	16 Vdc
Common-mode pressure	50 psig
Lead Temperature (soldering 2-4 sec.)	250°C

## Environmental Specifications

<b>Temperature Ranges</b>	
<b>Compensated</b>	0 to 70° C
<b>Operating</b>	-25 to 85° C
<b>Storage</b>	-40 to 125° C
<b>Humidity Limits</b>	0 to 95% RH (non condensing)

## Standard Pressure Ranges

No Pressure Port		Single Pressure Port		Dual Pressure Port	Proof Pressure
Part Number	Operating Pressure	Part Number	Part Number	Part Number	
4 INCH-G-CGRADE-MINI	0-4 "H2O	4 INCH-GF-CGRADE-MINI	4 INCH-D-CGRADE-MINI		3 PSI
0.3 PSI-G-CGRADE-MINI	0-0.3 PSI	0.3 PSI-GF-CGRADE-MINI	0.3 PSI-D-CGRADE-MINI		3 PSI
10 INCH-G-CGRADE-MINI	0-10 "H2O	10 INCH-GF-CGRADE-MINI	10 INCH-D-CGRADE-MINI		5 PSI
1 PSI-G-CGRADE-MINI	0-1 PSI	1 PSI-GF-CGRADE-MINI	1 PSI-D-CGRADE-MINI		10 PSI
5 PSI-G-CGRADE-MINI	0-5 PSI	5 PSI-GF-CGRADE-MINI	5 PSI-D-CGRADE-MINI		20 PSI
15 PSI-A-CGRADE-MINI	0-15 PSIA	15 PSI-AF-CGRADE-MINI			60 PSI
15 PSI-G-CGRADE-MINI	0-15 PSIG	15 PSI-GF-CGRADE-MINI	15 PSI-D-CGRADE-MINI		60 PSI
30 PSI-G-CGRADE-MINI	0-30 PSIG	30 PSI-GF-CGRADE-MINI	30 PSI-D-CGRADE-MINI		60 PSI
100 PSI-G-CGRADE-MINI	0-100 PSIG	100-GF-CGRADE-MINI			150 PSI

## Performance Characteristics for 4 INCH-G-CGRADE-MINI

Parameter, note 1	Minimum	Nominal	Maximum	Units
Operating Range, differential pressure		4.0		"H2O
Output Span, note 5	23	25	27	mV
Offset Voltage @ zero differential pressure			±1.5	mV
Offset Temperature Shift (0°C-50°C), note 2			±1.5	mV
Linearity, hysteresis error, note 4		0.5	1.0	%fs
Span Shift (0°C-50°C), note 2			±2	%fs

## Performance Characteristics for 10 INCH-G-CGRADE-MINI

Parameter, note 1	Minimum	Nominal	Maximum	Units
Operating Range, differential pressure		10.0		"H2O
Output Span, note 5	18	20	22	mV
Offset Voltage @ zero differential pressure			±1.5	mV
Offset Temperature Shift (0°C-70°C), note 2			±1.5	mV
Linearity, hysteresis error, note 4		0.5	1.0	%fs
Span Shift (0°C-70°C), note 2			±2	%fs

## Performance Characteristics for 0.3 PSI-G-CGRADE-MINI

Parameter, note 1	Minimum	Nominal	Maximum	Units
Operating Range, differential pressure		0.3		PSI
Output Span, note 5	18	20.0	22	mV
Offset Voltage @ zero differential pressure			±1	mV
Offset Temperature Shift (0°C-70°C), note 2			±1	mV
Linearity, hysteresis error, note 4		0.5	1	%fs
Span Shift (0°C-70°C), note 2			±2	%fs

## Performance Characteristics for 1 PSI-G-CGRADE-MINI

Parameter, note 1	Minimum	Nominal	Maximum	Units
Operating Range, differential pressure		1.0		PSI
Output Span, note 5	16	18	20	mV
Offset Voltage @ zero differential pressure			±1	mV
Offset Temperature Shift (0°C-70°C), note 2			±1	mV
Linearity, hysteresis error, note 4		0.5	1.0	%fs
Span Shift (0°C-70°C), note 2			±2	%fs

## Performance Characteristics for 5 PSI-G-CGRADE-MINI

Parameter, note 1	Minimum	Nominal	Maximum	Units
Operating Range, differential pressure		5.0		PSI
Output Span, note 5	57	60	63	mV
Offset Voltage @ zero differential pressure			±1	mV
Offset Temperature Shift (0°C-70°C), note 2			±1	mV
Linearity, hysteresis error, note 4		0.5	1.0	%fs
Span Shift (0°C-70°C), note 2			±2	%fs

## Performance Characteristics for 15 PSI-G-CGRADE-MINI

Parameter, note 1	Minimum	Nominal	Maximum	Units
Operating Range, gage pressure		15.0		PSIG
Output Span, note 5	85	90.0	95	mV
Offset Voltage @ zero gage pressure			±1	mV
Offset Temperature Shift (0°C-70°C), note 2			±1	mV
Linearity, hysteresis error, note 4		0.5	1.0	%fs
Span Shift (0°C-70°C), note 2			±2	%fs



## Performance Characteristics for 15 PSI-A-CGRADE-MINI

Parameter, note 1	Minimum	Nominal	Maximum	Units
Operating Range, absolute pressure		15.0		PSIA5mV
Output Span, note 5	85	90.0	94	mV
Offset Voltage @ zero absolute pressure			±1	mV
Offset Temperature Shift (0°C-70°C), note 2			±1	%fs
Linearity, hysteresis error, note 4		0.5	1.0	%fs
Span Shift (0°C-70°C), note 2			±2	

## Performance Characteristics for 30 PSI-G-CGRADE-MINI

Parameter, note 1	Minimum	Nominal	Maximum	Units
Operating Range, gage pressure		30.0		PSI
Output Span, note 5	85	90.0	95	mV
Offset Voltage @ zero pressure			±1	mV
Offset Temperature Shift (0°C-70°C), note 2			±1	mV
Linearity, hysteresis error, note 4		0.5	1.0	%fs
Span Shift (0°C-70°C), note 2			±2	%fs

## Performance Characteristics for 100 PSI-G-CGRADE-MINI

Parameter, note 1	Minimum	Nominal	Maximum	Units
Operating Range, gage pressure		100.0		PSI
Output Span, note 5	95	100.0	105	mV
Offset Voltage @ zero pressure			±1	mV
Offset Temperature Shift (0°C-70°C), note 2			±1	mV
Linearity, hysteresis error, note 4		0.5	1.0	%fs
Span Shift (0°C-70°C), note 2			±2	%fs

### Specification Notes

NOTE 1: ALL PARAMETERS ARE MEASURED AT 12.0 VOLT EXCITATION, FOR THE NOMINAL FULL SCALE PRESSURE AND ROOM TEMPERATURE UNLESS OTHERWISE SPECIFIED. PRESSURE MEASUREMENTS ARE WITH POSITIVE PRESSURE APPLIED TO PORT B.

NOTE 2: SHIFT IS RELATIVE TO 25°C.

NOTE 3: SHIFT IS WITHIN THE FIRST HOUR OF EXCITATION APPLIED TO THE DEVICE.

NOTE 4: MEASURED AT ONE-HALF FULL SCALE RATED PRESSURE USING BEST STRAIGHT LINE CURVE FIT.

NOTE 5: THE VOLTAGE ADDED TO THE OFFSET VOLTAGE AT FULL SCALE PRESSURE.

**Pressure Response: for any pressure applied the response time to get to 90% of pressure applied is typically less than 100 useconds.**