

Ø 172×147×25 mm

San Ace 172 9E type   

Sidecut type



General Specifications

- Material Frame: Aluminum, Impeller: Plastic (Flammability: UL 94V-1)
- Expected life See the table below. (L10 life: 90% survival rate for continuous operation in free air at 60°C, rated voltage)
- Motor protection function Locked rotor burnout protection, Reverse polarity protection
For details, please refer to p. 547.
- Dielectric strength 50/60 Hz, 500 VAC, for 1 minute (between lead wire conductors and frame)
- Insulation resistance 10 MΩ or more with a 500 VDC megger (between lead wire conductors and frame)
- Sound pressure level (SPL) At 1 m away from the air inlet
- Storage temperature -30 to +70°C (Non-condensing)
- Lead wire ⊕Red ⊖Black or Blue (Sensor) Yellow
- Mass 500 g

Specifications

The models listed below **have pulse sensors.**

Model no.	Rated voltage [V]	Operating voltage range [V]	Rated current [A]	Rated input [W]	Rated speed [min ⁻¹]	Max. airflow [m ³ /min] [CFM]	Max. static pressure [Pa] [inchH ₂ O]	SPL [dB (A)]	Operating temperature [°C]	Expected life [h]
109E4712M401	12	10.2 to 13.8	1.3	15.6	2800	5.2 183	92 0.369	51	-20 to +60	40000/60°C
109E4712L401			1.0	12.0	2500	4.6 162	73 0.293	48		
109E4724H401	24	20.4 to 27.6	1.0	24.0	3400	6.4 226	135 0.542	57		
109E4724F401			0.79	19.0	3100	5.8 204	112 0.45	54		
109E4724M401			0.58	13.9	2800	5.2 183	92 0.369	51		
109E4724L401			0.44	10.6	2500	4.6 162	73 0.293	48		
109E4748S401	48	40.8 to 55.2	0.62	29.8	3650	6.8 240	156 0.627	58		
109E4748H401			0.52	25.0	3400	6.4 226	135 0.542	57		
109E4748F401			0.4	19.2	3100	5.8 204	112 0.45	54		
109E4748M401			0.32	15.4	2800	5.2 183	92 0.369	51		
109E4748L401			0.25	12.0	2500	4.6 162	73 0.293	48		

The following sensor and control options are available for selection.

Available for all models. **Without sensor** **Lock sensor**

Differs according to the model. Refer to the table on pp. 561 to 562. **PWM control**

Airflow - Static Pressure Characteristics

109E4712M401 With pulse sensor

Operating voltage range



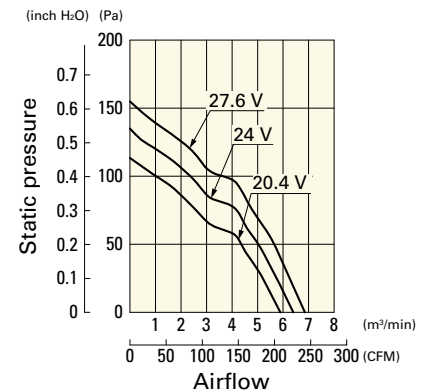
109E4712L401 With pulse sensor

Operating voltage range



109E4724H401 With pulse sensor

Operating voltage range



Airflow - Static Pressure Characteristics

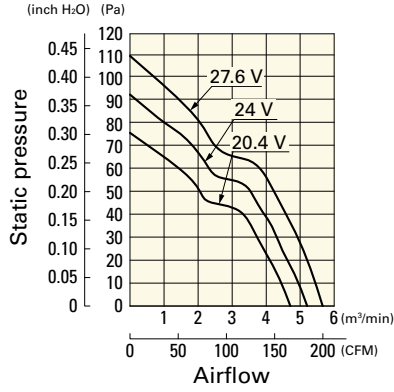
109E4724F401 With pulse sensor

Operating voltage range



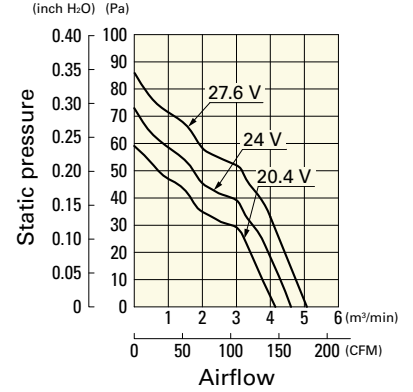
109E4724M401 With pulse sensor

Operating voltage range



109E4724L401 With pulse sensor

Operating voltage range



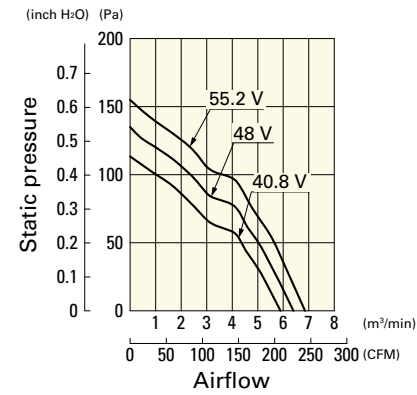
109E4748S401 With pulse sensor

Operating voltage range



109E4748H401 With pulse sensor

Operating voltage range



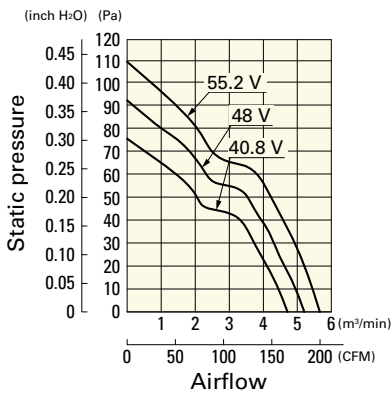
109E4748F401 With pulse sensor

Operating voltage range



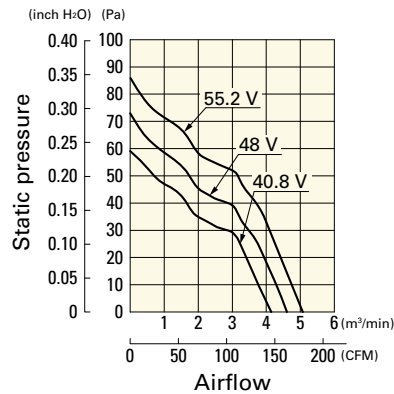
109E4748M401 With pulse sensor

Operating voltage range



109E4748L401 With pulse sensor

Operating voltage range



Dimensions (unit: mm)



Reference Dimensions of Mounting Holes and Vent Opening (unit: mm)



Options

Finger guards

page: p. 534

Model no.: 109-319E, 109-319H, 109-320