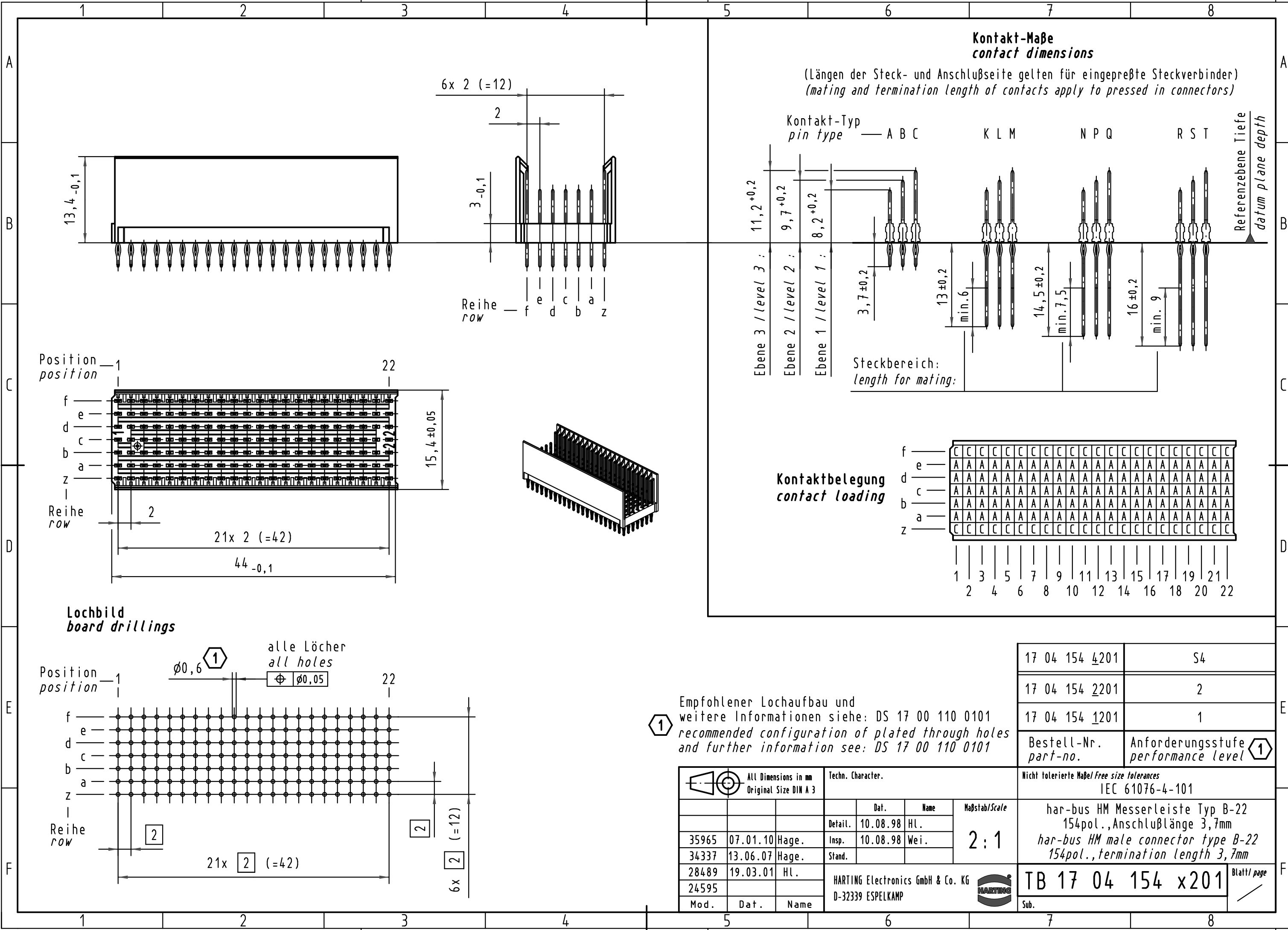
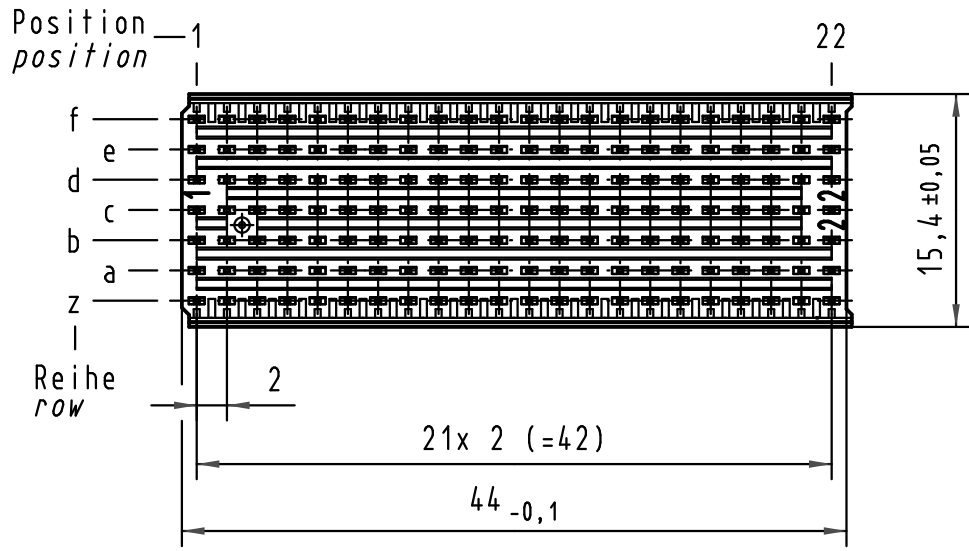
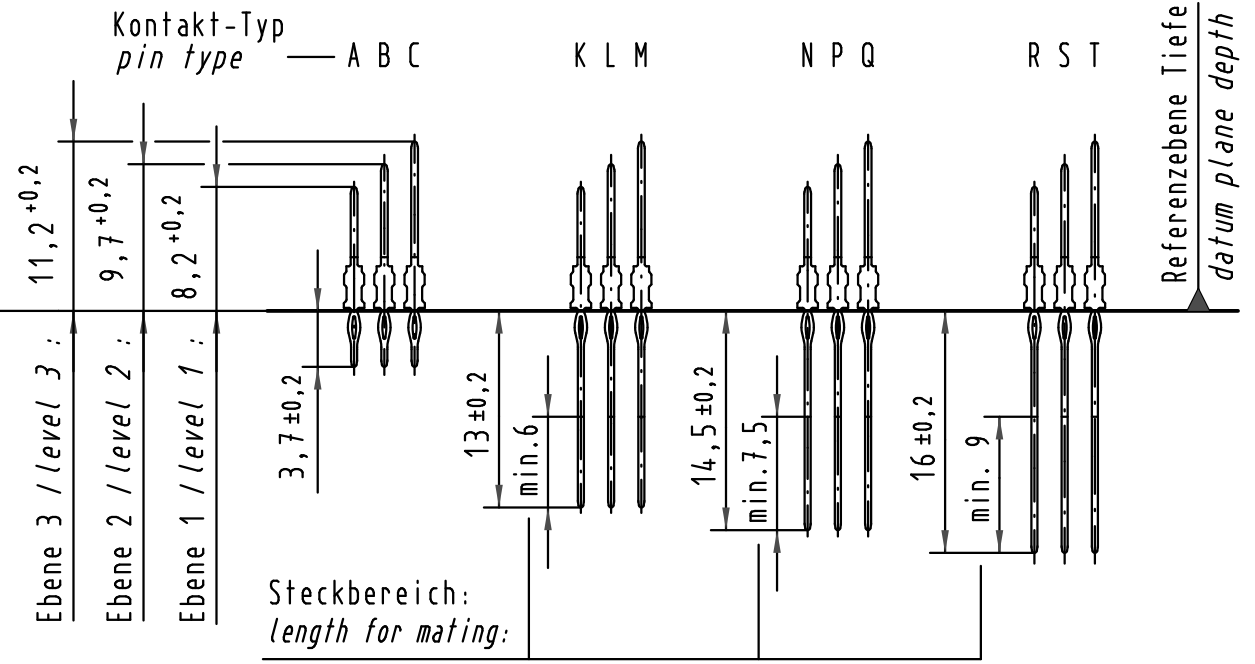


Alle Rechte vorbehalten/ All rights reserved

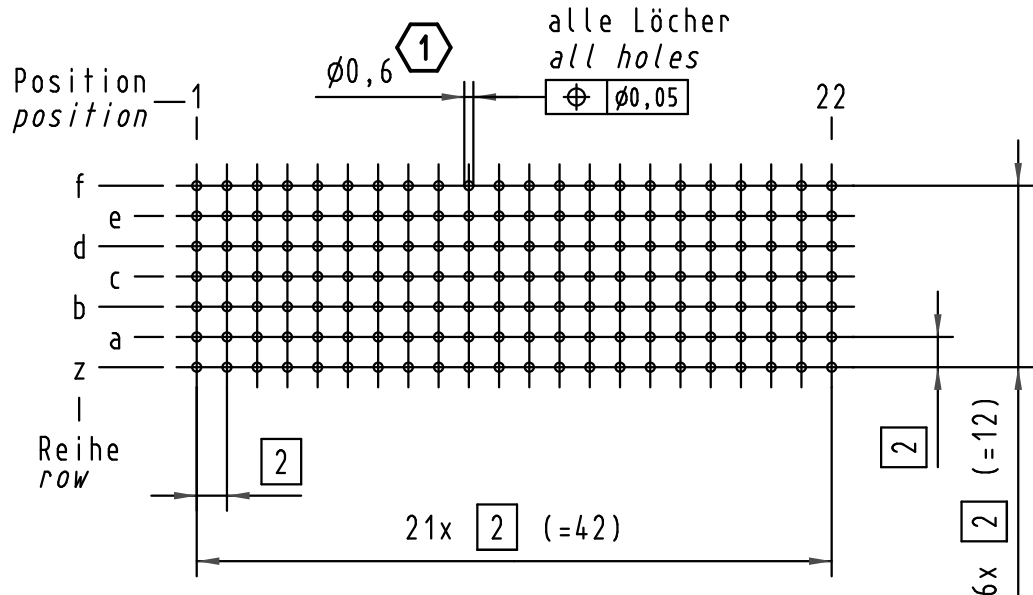


Kontakt-Maße
contact dimensions

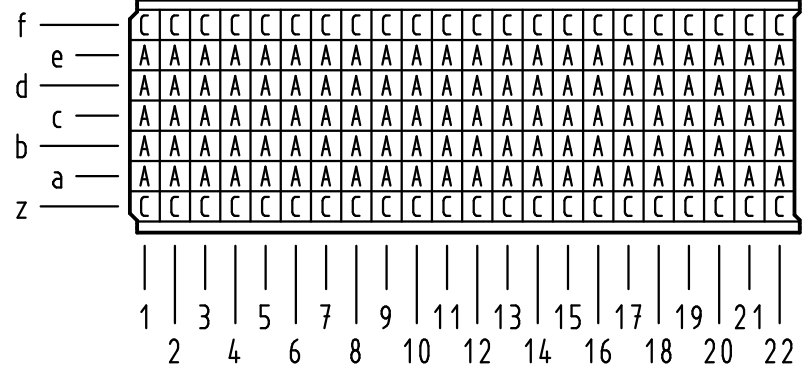
(Längen der Steck- und Anschlußseite gelten für eingepreßte Steckverbinder)
(mating and termination length of contacts apply to pressed in connectors)



Lochbild
board drillings



Kontaktbelegung
contact loading



1. Empfohlener Lochaufbau und weitere Informationen siehe: DS 17 00 110 0101
recommended configuration of plated through holes and further information see: DS 17 00 110 0101

| | |
|----------------------|---------------------------------------|
| 17 04 154 4201 | S4 |
| 17 04 154 2201 | 2 |
| 17 04 154 1201 | 1 |
| Bestell-Nr. part-no. | Anforderungsstufe performance level 1 |

| | | | | | | | |
|--|------|------|---|--|---------------|--|---|
| All Dimensions in mm Original Size DIN A 3 | | | Techn. Character. | | | Nicht tolerierte Maße/Free size tolerances IEC 61076-4-101 | |
| | | | Dat. | | Name | Maßstab/Scale | har-bus HM Messerleiste Typ B-22 154pol., Anschlußlänge 3,7mm har-bus HM male connector type B-22 154pol., termination length 3,7mm |
| | | | Detail. | | HL. | | |
| 35965 07.01.10 Hage. | | | Insp. | | 10.08.98 Wei. | 2:1 | |
| 34337 13.06.07 Hage. | | | Stand. | | | | |
| 28489 19.03.01 HL. | | | | | | | |
| 24595 | | | HARTING Electronics GmbH & Co. KG D-32339 ESPELKAMP | | | HARTING | TB 17 04 154 x201 |
| Mod. | Dat. | Name | | | | | |