

## 2035 Step Motor Drive

**Full & Half Stepping**  
**2.0 amps, 35 VDC**

### Features

- DC bus voltage 12-35 VDC motor supply (including ripple)
- Switch selectable motor current from 0.125–2.0 amps/phase
- Switch selectable full or half step
- Switch selectable idle current reduction, 0 or 50%
- Optically isolated 5–24 VDC inputs for step, direction and enable
- Enable input to turn off current to the motor
- 70 watts of usable power
- Screw terminal connectors
- Dual H-bridge, inaudible PWM amplifier
- 3 state, pulse width modulated current control, switching at 20–30 KHz
- Drives 4, 6 or 8 lead size 11, 14, 17 or 23 step motors
- CE compliant


### Description

The 2035 step motor driver is a full or half drive, step phase sequencer with three state switching amplifiers and optoisolated circuits. The drive also includes an automatic feature to lower motor current by 50% anytime the motor is left at rest for more than one second. This feature can be disabled.

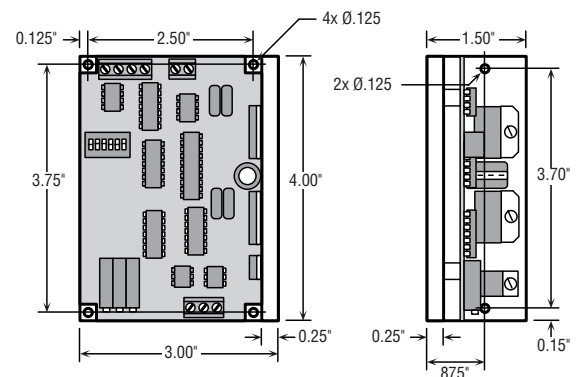
The amplifier regulates motor current by chopping at a constant, inaudible frequency. Phase current is selected from 16 levels by a DIP switch. Full or half resolution is switch selectable.

### Recommended motors for the 2035 drive:

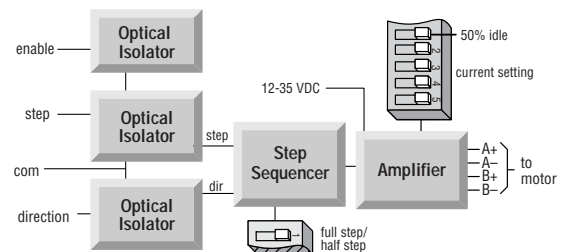
Size 11	Size 14	Size 17	Size 23
HT11-012	5014-842	HT17-068	HT23-394
HT11-013		HT17-071	HT23-397
		HT17-075	HT23-400



### MECHANICAL OUTLINE



### BLOCK DIAGRAM



## 2035 Torque Curves

