Alle Rechte vorbehalten/ *All rights reserved*

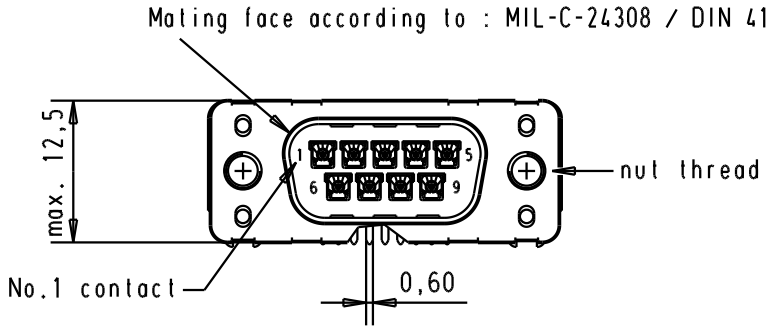

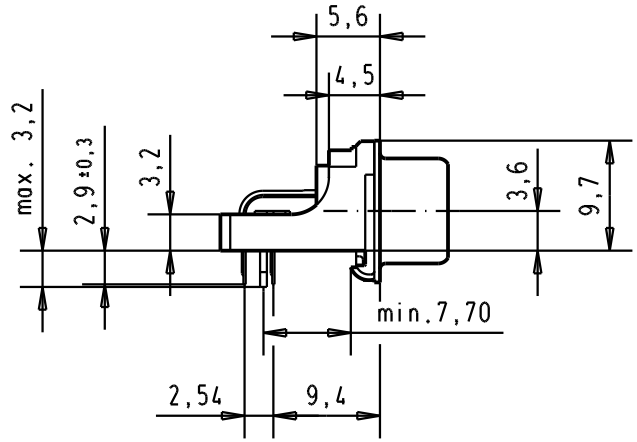

PCB layout hole
component side

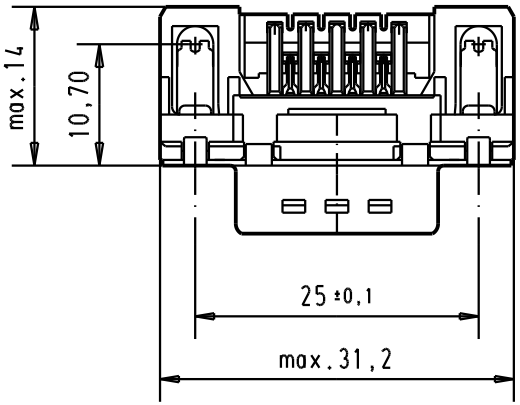

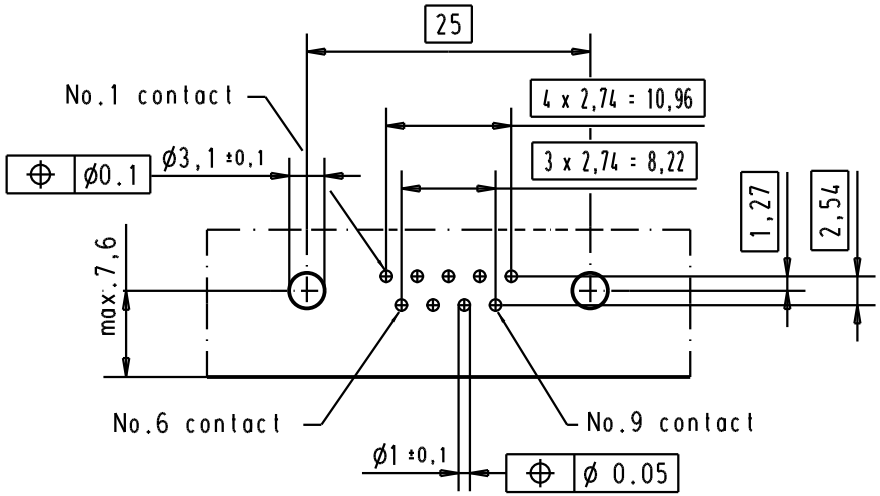

Connector retention and assembling forces on the PCB = 25 / 80 newtons

Part number	Nut thread	Performance level	Mod.	Dat.	Name
09 65 162 3815	M3	1			
09 65 162 6815	M3	2			
09 65 162 7815	M3	3	31892	22/04/04	JH
09 65 162 3816	4-40 UNC	1	31084	04/09/02	YT
09 65 162 6816	4-40 UNC	2	29689	03/07/01	AA
09 65 162 7816	4-40 UNC	3	27960	18/dec/00	ALSPACE

	Dat.	Name
Detail.	18/dec/00	ALSPACE
Insp.		
Stand.		

All Dim. in mm
Orig. Size DIN A 4

D-Sub, male, low profil angle, 09 poles, with solder pin, nut and grounding board lock.

Maßstab/ *Scale* 1.5:1

HARTING EURL
F-95972 Paris

TB 0965162x81x

Sub.

Blatt/ *Page* 2