

# MALE PCB PINS

## PRINTED CIRCUIT PINS

### 3408

3408-X-00-XX-00-00-03-0

Press-fit in .057 mounting hole



Basic Part Number	Pin Length A
3408-1	.121
3408-2	.181

### 0270/0282

02XX-0-01-XX-00-00-03-0

Press-fit in .057 mounting hole



Basic Part Number	Pin Material
0270-0	Phosphor Bronze 544
0282-0	Brass 360

### 0700

0700-0-00-XX-00-00-03-0

Press-fit in .057 mounting hole



### 8006

8006-0-00-XX-00-00-03-0

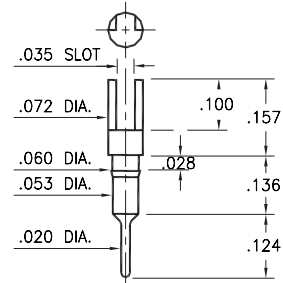
Press-fit in .034 mounting hole



### 0265

0265-0-01-XX-00-00-03-0

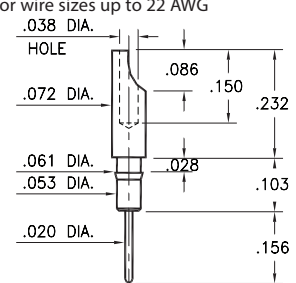
Press-fit in .057 mounting hole



### 0275

0275-0-01-XX-00-00-03-0

Press-fit in .057 mounting hole  
Pin material is Phosphor Bronze 544 (B2)  
For wire sizes up to 22 AWG



### 0272

0272-0-01-XX-00-00-03-0

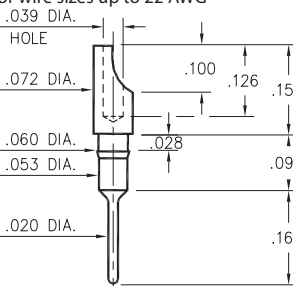
Press-fit in .057 mounting hole



### 8000

8000-0-01-XX-00-00-03-0

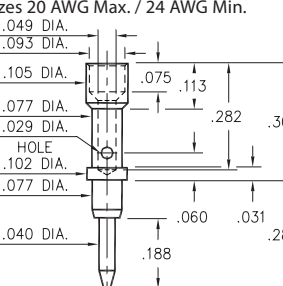
Press-fit in .057 mounting hole  
For wire sizes up to 22 AWG



### 3603

3603-0-07-XX-00-00-08-0

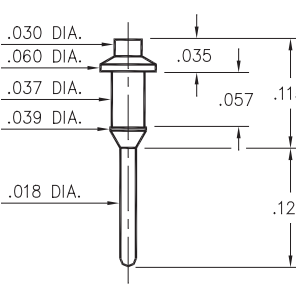
Annealed  
Wire crimp termination. Accepts wire sizes 20 AWG Max. / 24 AWG Min.



### 9976

9976-0-00-XX-00-00-03-0

Press-fit in .038 mounting hole



#### SPECIFICATIONS:

**Pin Material:** Brass Alloy 360, 1/2 Hard  
(Except where noted)

**Dimensions:** Inches

**Tolerances On:** Lengths: ±.005  
Diameters: ±.002  
Angles: ±2°



ORDER CODE: **XXXX - X - 0X - XX - 00 - 00 - XX - 0**

BASIC PART #

SPECIFY PIN FINISH:

- 01 200 μ" TIN/LEAD OVER NICKEL
- ◆ 80 200 μ" TIN OVER NICKEL (RoHS)
- ◆ 15 10 μ" GOLD OVER NICKEL (RoHS)
- ◆ 21 20 μ" GOLD OVER NICKEL (RoHS)
- ◆ 34 50 μ" GOLD OVER NICKEL (RoHS)

