

MALE PCB PINS

PRINTED CIRCUIT PINS

3408

3408-X-00-XX-00-00-03-0

Press-fit in .057 mounting hole



Basic Part Number	Pin Length A
3408-1	.121
3408-2	.181

0270/0282

02XX-0-01-XX-00-00-03-0

Press-fit in .057 mounting hole



Basic Part Number	Pin Material
0270-0	Phosphor Bronze 544
0282-0	Brass 360

0700

0700-0-00-XX-00-00-03-0

Press-fit in .057 mounting hole



8006

8006-0-00-XX-00-00-03-0

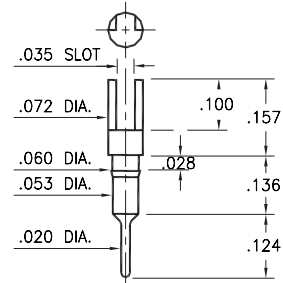
Press-fit in .034 mounting hole



0265

0265-0-01-XX-00-00-03-0

Press-fit in .057 mounting hole



0275

0275-0-01-XX-00-00-03-0

Press-fit in .057 mounting hole
Pin material is Phosphor Bronze 544 (B2)
For wire sizes up to 22 AWG



0272

0272-0-01-XX-00-00-03-0

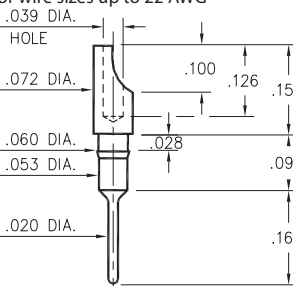
Press-fit in .057 mounting hole



8000

8000-0-01-XX-00-00-03-0

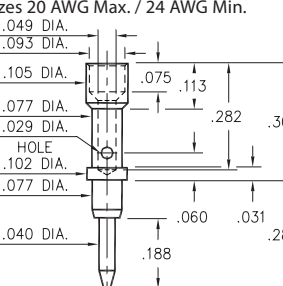
Press-fit in .057 mounting hole
For wire sizes up to 22 AWG



3603

3603-0-07-XX-00-00-08-0

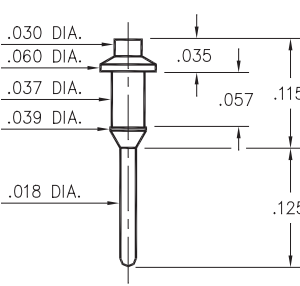
Annealed
Wire crimp termination. Accepts wire sizes 20 AWG Max. / 24 AWG Min.



9976

9976-0-00-XX-00-00-03-0

Press-fit in .038 mounting hole



SPECIFICATIONS:

Pin Material: Brass Alloy 360, 1/2 Hard
(Except where noted)

Dimensions: Inches

Tolerances On: Lengths: ±.005
Diameters: ±.002
Angles: ±2°



ORDER CODE: **XXXX - X - 0X - XX - 00 - 00 - XX - 0**

BASIC PART #

SPECIFY PIN FINISH:

- 01 200 μ" TIN/LEAD OVER NICKEL
- ◆ 80 200 μ" TIN OVER NICKEL (RoHS)
- ◆ 15 10 μ" GOLD OVER NICKEL (RoHS)
- ◆ 21 20 μ" GOLD OVER NICKEL (RoHS)
- ◆ 34 50 μ" GOLD OVER NICKEL (RoHS)

