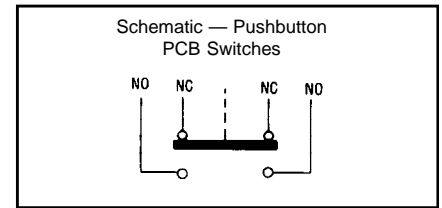



Sub Miniature Pushbutton Switches for Printed Circuit Boards — Wave Solderable
Series B8000 PCB Pushbutton Switches

SPECIFICATIONS

- Mechanical life — 500,000 operations minimum
- Contact resistance — 25 milliohms maximum
- Dielectric strength — 1000 VAC rms
- Ambient temperature range — -20°C to +70°C
- Weight — 0.06 ounces (1.7 grams)
- Electrical life — 100,000 operations minimum.



SELECTION TABLES (**Bold Face Type** indicates items normally in Distributor Stock)

| | | | | | | |
|----------------------------------------------------------------------------------------------------------------------------------------------------------------------|---------------|----------------------------------|------------------------------|----------------|----------------------------------|-------|
| Note: Optional Snap-On button must be ordered separately  B8500/B8600 | Poles & Throw | Operation | Catalog No. By Terminal Type | | | |
| | | | Right Angle P.C. Mount | | P.C. Stand Up Mount | |
| | | | .220" (5.6 mm) | .160" (4.1 mm) | .120" (3.1 mm) | |
| | | | 2 Circ. | | Momentary or Latch Down 1 | B8103 |
| | | Momentary or Latch Down 1 | | B8500 | | |
| | | Momentary | | B8600 | | |

OPTIONAL BUTTON CAPS

| Button Cap Color | Catalog Number |
|------------------|----------------|
| Black | P281B |
| Red | P281R |

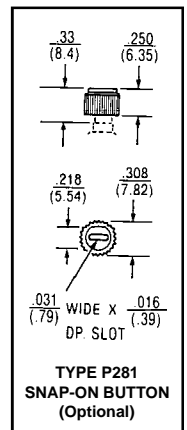
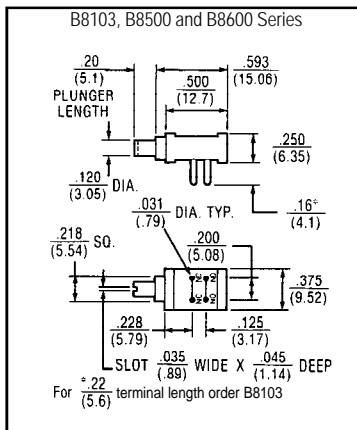
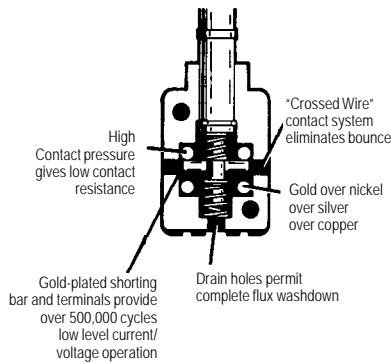
CURRENT RATINGS

| Nominal Rating, Amperes | | | |
|-------------------------|--------|--------|---------|
| 6 VDC | 12 VDC | 28 VDC | 125 VDC |
| 1 | 1 | 0.5 | 0.5 |

1 For Latch-Down, depress plunger and rotate 30° clockwise.

NOTE: For special .5 VA max. rating @ 28 VAC or DC contact Electroswitch.

APPROXIMATE DIMENSIONS

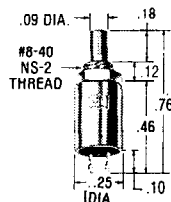


Ultra-Miniature Pushbutton Switches AC and DC — Round Base

SPECIFICATIONS

- Resistive rating — .75 amperes resistive at 125 VAC normally open; .50 amperes resistive at 125 VAC normally closed; also rated 1.0 ampere normally open for 15,000 operations and .75 amperes normally closed for 10,000 operations. For 28 VDC rating 1.5 amperes normally open for 10,000 operations and 1.0 ampere normally closed for 10,000 operations. Dry circuit rated 10 milliamperes at 30 mVDC.
- Pretravel — .015 minimum/.050 maximum
- Overtravel — .030 minimum
- Operating force — 8 oz. maximum
- Electrical life — 50,000 operations minimum
- Mechanical life — 50,000 operations minimum
- Materials — contacts and terminals are gold plated copper
- Mounting hardware — One #8-40 nut supplied unassembled

APPROXIMATE DIMENSIONS



ACTUAL SIZE
OPTIONAL BUTTON CAP MUST BE ORDERED SEPARATELY

SELECTION TABLE

| Circuit | Plunger Color | Catalog Number |
|---------|---------------|----------------|
| N.O. | Red | SA1RV20 |
| N.O. | Black | SA1BV20 |
| N.C. | Black | SA1BW20 |
| N.C. | Red | SA1RW20 |

OPTIONAL BUTTON CAPS

| Button Cap Color | Catalog Number | Description |
|------------------|----------------|----------------------------------|
| Red | SW53AA1 | .250" Slip on cap for SA1 series |
| Black | SW53AA2 | .250" Slip on cap for SA1 series |

CAUTION — MANUAL SWITCHES ARE AFFECTED BY HEAT, CLEANING SOLVENTS AND FLUX. EXTREME CARE SHOULD BE EXERCISED DURING HAND SOLDERING AND WAVE SOLDERING TO PREVENT SWITCH CONTAMINATION.